

Unless otherwise stated, Performance, Portfolio Breakdowns and Net Asset information as at: 31-Mar-2024.

INVESTMENT OBJECTIVE

The Fixed Income Global Opportunities Fund seeks to maximise total return. The Fund invests at least 70% of its total assets in fixed income transferable securities denominated in various currencies issued by governments, agencies and companies worldwide. The full spectrum of available securities, including non-investment grade, may be utilised. Currency exposure is flexibly managed.

CUMULATIVE & ANNUALISED PERFORMANCE

	CUMULATIVE (%)					ANNUALISED (% p.a.)		
	1m	3m	6m	YTD	1y	3y	5y	S.I.
Fund	0.97	0.51	5.87	0.51	6.16	0.13	2.06	2.66
Share Class [Max IC Applied]	-4.08	-4.51	0.58	-4.51	0.85	-1.57	1.02	2.35

CALENDAR YEAR PERFORMANCE

	2019	2020	2021	2022	2023
Fund	7.09	5.74	0.00	-6.51	6.63

The base share class currency is as indicated in the “Key Facts” section. For hedged currency share classes only, the benchmark reflected is in the base currency.

Morningstar

Silver

Morningstar, Inc. All Rights Reserved.

KEY FACTS

Asset Class : Fixed Income

Fund Inception Date : 31-Jan-2007

Share Class Inception Date : 31-Jan-2007

Share Class Currency : USD

Fund Size (mil) : 6,689.07 USD

Morningstar Category : Global Flexible Bond - USD Hedged

ISIN : LU0278466700

Bloomberg Ticker : MLFIUA2

FEES AND CHARGES*

Initial Charge : 5.00%

Annual Management Fee : 1.00%

*For Fee details, please refer to the Fund Prospectus.

PORTFOLIO CHARACTERISTICS

Effective Duration : 3.39 yrs

5 Years Beta : -

5 Years Volatility : 5.13

3 Years Volatility : 4.01

3 Years Beta : -

Average Weighted Maturity : 7.51

Yield To Maturity : 5.44%

Number of Holdings : 3,313

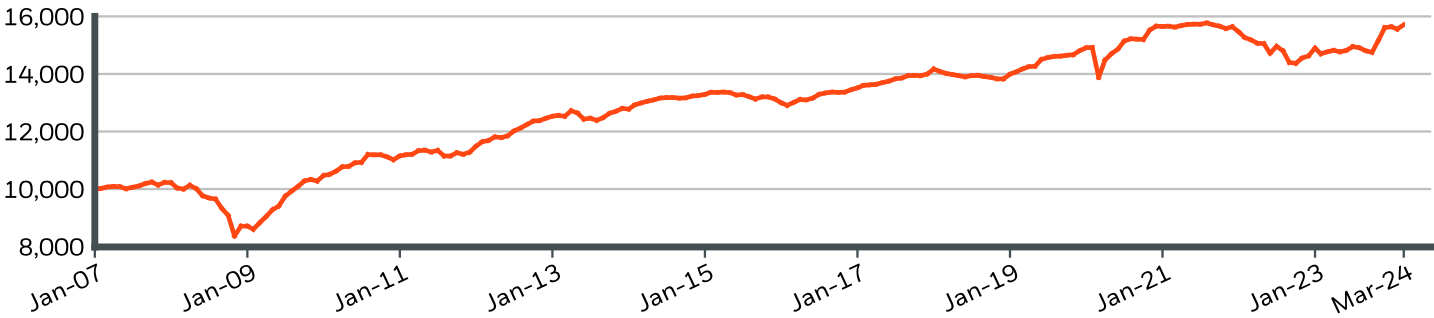
PORTFOLIO MANAGERS

Rick Rieder

Russell Brownback

Aidan Doyle

GROWTH OF 10,000 SINCE LAUNCH



These figures show as a NAV change of the Fund based on a hypothetical \$10,000 investment in the share class.

■ Fund BGF Fixed Income Global Opportunities FundA2 U.S. Dollar

Contact Us

For SG: +65 6411 3000 • www.blackrock.com/sg • APACService@BlackRock.com

BGF Fixed Income Global Opportunities Fund

A2 U.S. Dollar

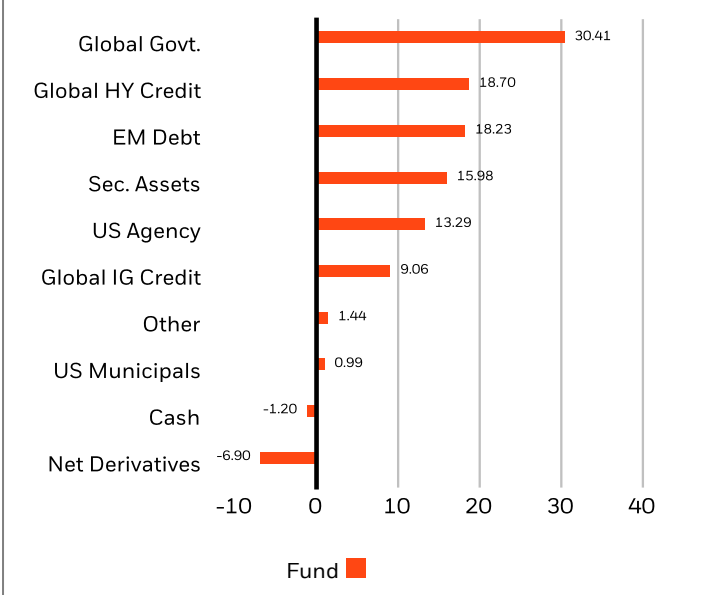
BlackRock Global Funds

BlackRock

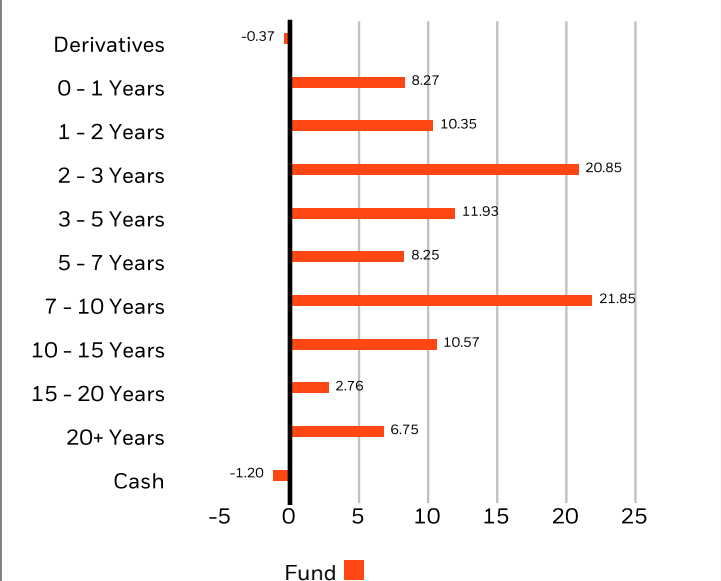
TOP HOLDINGS (% NAV)

UMBS 30YR TBA	7.51%
UMBS 30YR TBA(REG A)	6.86%
TREASURY BOND 2.875 05/15/2052	2.42%
TREASURY NOTE 2.875 05/15/2032	1.98%
SPAIN (KINGDOM OF) 2.55 10/31/2032	1.22%
FNMA 30YR UMBS SUPER	1.13%
FHLMC 30YR UMBS	0.55%
TREASURY NOTE 1.125 02/15/2031	0.55%
INDIA (REPUBLIC OF) 7.37 10/23/2028	0.45%
TREASURY BOND 3.25 05/15/2042	0.43%
Total of Portfolio	23.10%

SECTOR BREAKDOWN (%)

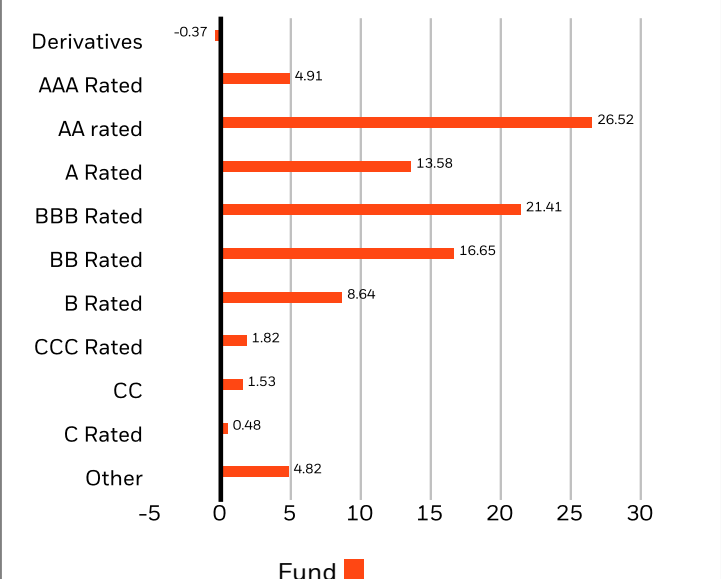


Maturity Breakdown (%)



Allocations are subject to change. **Source:** BlackRock

CREDIT RATINGS (%)



Allocations are subject to change. **Source:** BlackRock

Contact Us

For SG: +65 6411 3000 • www.blackrock.com/sg • APACService@BlackRock.com

IMPORTANT INFORMATION:

Prior to 8 January 2020 the Fund was managed by Rick Rieder, Bob Miller and Andreas Doerrenhaus. The Fund updated its investment limits in ABS/MBS on 31 December 2019. Prior to 1 December 2018 the Fund was managed by Rick Rieder, Bob Miller, Scott Thiel and Andreas Doerrenhaus. The Fund changed its investment policy and objective in 2017. Prior to this performance of the Fund was achieved under circumstances that no longer apply. Prior to 3 January 2017 the Fund was managed by Rick Rieder, Scott Thiel and Bob Miller.

Unless otherwise specified, all information as of 15-Apr-2024.

This advertisement or publication has not been reviewed by the Monetary Authority of Singapore. For distributing share classes, dividends are not guaranteed and may be paid out of capital. Dividend data may not be available on the issue date of this factsheet. Details on distribution may be available on request. Payments on dividends result in a reduction of the NAV per share of the Fund on the ex-dividend date. Actual dividend payout will be subject to the manager's discretion. Fund performance is shown on a NAV to NAV basis on the assumption that all distributions are reinvested, taking into account all charges which would have been payable upon such reinvestment. The Fund may use or invest in financial derivatives. In Singapore, this material is issued by BlackRock (Singapore) Limited (company registration number: 200010143N). This material is for informational purposes only and does not constitute an offer or solicitation to purchase or sell units in the Fund. Sources: BlackRock and Morningstar. Investment involves risk. Past performance is not necessarily a guide to future performance or returns. The value of investments and the income from them can fluctuate and is not guaranteed. Rates of exchange may cause the value of investments to go up or down. Investors may not get back the amount they invest. Individual stock price/figure does not represent the return of the Fund. BlackRock Global Funds (BGF) is an open-ended investment company established in Luxembourg which is available for sale in certain jurisdictions only. BGF is not available for sale in the U.S. or to U.S. persons. Product information concerning BGF should not be published in the U.S. BGF has appointed BlackRock (Singapore) Limited as its Singapore representative and agent for service of process.

Subscriptions in BGF are valid only if made on the basis of the current Prospectus and the Product Highlights Sheet available on our website www.blackrock.com/sg and you must read these documents before you invest. Investors may wish to seek advice from a financial adviser before purchasing units of the Fund. In the event that you choose not to seek advice from a financial adviser, you should consider carefully whether the Fund in question is suitable for you. Any past payout yields and payments are not indicative of future payout yields and payments. Distributions (if any) is not guaranteed and might be changed at the discretion of the Directors or Manager. Distribution may be declared out of income and/or capital of the Fund, in accordance with the prospectus. Such distributions may result in an immediate reduction of the net asset value per unit in the Fund. Some funds may generate a material portion of their payout income from financial derivatives. This may expose the funds to a higher degree of risk. These risks are described in the funds' prospectuses.

© 2024 BlackRock, Inc., All Rights Reserved.

Contact Us

For SG: +65 6411 3000 • www.blackrock.com/sg • APACService@BlackRock.com