

Allianz Emerging Markets Equity*

Allianz Global Investors Fund
ET

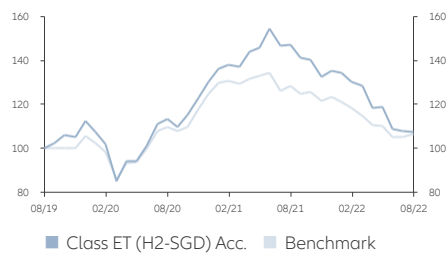


Investment Objective

The Fund aims at long-term capital growth by investing in emerging equity markets.

Performance Overview

Indexed Performance over 3 Years (Bid-Bid)



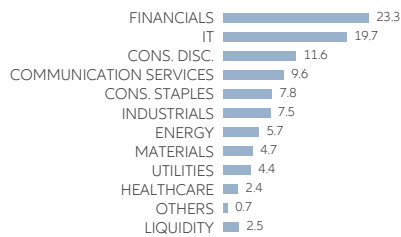
Performance History	Year to Date	1 Month	3 Months	6 Months	1 Year	3 Years (p.a.)	Since Inception (p.a.)
Bid-Bid (%)	-20.58	-0.10	-9.49	-17.47	-27.11	2.42	0.31
Offer-Bid ¹ (%)	-20.58	-0.10	-9.49	-17.47	-27.11	2.42	0.31
Benchmark (%)	-13.59	1.14	-3.41	-9.88	-17.23	2.09	1.75

Risk / Return Ratios

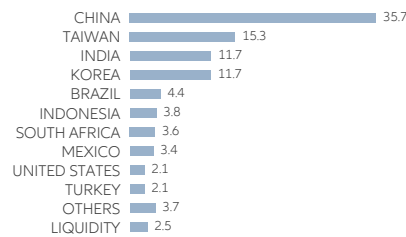
	3 Years
Sharpe Ratio	0.09
Volatility	18.85%
Tracking Error	7.12%
Information Ratio	0.05

Portfolio Analysis

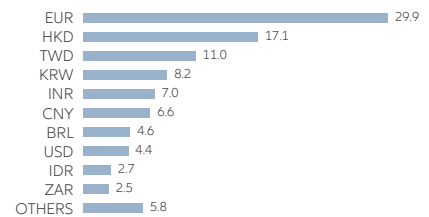
Sector Allocation (%)



Country/Location Allocation (%)



Currency Allocation (%)



Top 10 Holdings (Country/Location) ²

Top 10 Holdings (Country/Location) ²	Sector	%
TAIWAN SEMICONDUCTOR MANUFAC (TW)	IT	6.5
TENCENT HOLDINGS LTD (CN)	COMMUNICATION SERVICES	3.3
ALIBABA GROUP HOLDING LIMITED (CN)	CONS. DISC.	2.8
STATE BANK OF INDIA (IN)	FINANCIALS	2.6
SAMSUNG ELECTRONICS CO LTD (KR)	IT	2.2
MEITUAN-CLASS B (CN)	CONS. DISC.	1.8
PETROCHINA CO LTD-H (CN)	ENERGY	1.8
ICICI BANK LTD-SPON ADR (IN)	FINANCIALS	1.7
ENN NATURAL GAS CO LTD-A (CN)	UTILITIES	1.7
NONGFU SPRING CO LTD-H (CN)	CONS. STAPLES	1.7
Total		26.1

Fund Details

	Class ET (H2-SGD) Acc.
Official benchmark ³	MSCI Emerging Markets Total Return (Net)
Fund Manager	Michael Heldmann
Fund Size ⁴	USD 104.91m
Base Currency	USD
Number of Holdings	155
SFDR Category ⁵	Article 6
Initial Fee	, Current at 0%
Eligible Investment Scheme	CASH, SRS
All-in-Fee ⁶	1.65% p.a.
Total Expense Ratio ⁷	1.69%
Unit NAV	SGD 10.11
Inception Date	31/01/2019
Dividend Frequency	N/A
ISIN Code	LU1914381246
Bloomberg Ticker	ALEH2S LX

Source: All fund data quoted are Allianz Global Investors/IDS GmbH, as at 31/08/2022, unless stated otherwise.

*On 10/8/2021, Allianz Best Styles Emerging Markets Equity was renamed to Allianz Emerging Markets Equity. There was no change to the Fund's objective and investment strategy.

Fund performance is calculated in the respective fund currency basis with gross dividends re-invested. Investment returns are denominated in the respective base currency.

- 1) "Offer-Bid" performance data takes into account 0% of the initial fee of the investment.
- 2) The information is provided for illustrative purposes only to demonstrate the Fund's investment strategy, it should not be considered a recommendation to purchase or sell any particular security or strategy or an investment advice. There is no assurance that any securities discussed herein will remain in the Fund at the time you receive this document. Past performance is not indicative of future results. While best efforts are used in compiling the information, Allianz Global Investors and its affiliated entities expressly assumes no warranty of any kind, actual or implied, for the accuracy, completeness and timeliness of the information.
- 3) With effect from 2 December 2019.
- 4) The Fund size quoted includes all share classes of the Fund.
- 5) EU Sustainable Finance Disclosure Regulation. Information is accurate at time of publishing.
- 6) The All-in-Fee includes the expenses previously called management and administration fees.
- 7) Total Expense Ratio (TER): Total cost (except transaction costs) charged to the Fund during the last financial year expressed as a ratio of the Fund's average NAV. For share classes that have been incepted for less than one year as at close of the last financial year (please refer to the Inception Date in the Fund Details table), the TER will be annualised. For share classes incepted after the close of the last financial year, the TER will be reflected as N/A.

Information herein is based on sources we believe to be accurate and reliable as at the date it was made. We reserve the right to revise any information herein at any time without notice. No offer or solicitation to buy or sell securities and no investment advice or recommendation is made herein. In making investment decisions, investors should not rely solely on this publication but should seek independent professional advice. However, if you choose not to seek professional advice, you should consider the suitability of the product for yourself. Past performance of the fund manager(s) and the fund is not indicative of future performance. Prices of units in the Fund and the income from them, if any, may fall as well as rise and cannot be guaranteed. Distribution payments of the Fund, where applicable, may at the sole discretion of the Manager, be made out of either income and/or net capital gains or capital of the Fund. As a result, it may reduce the Fund's net asset value. The dividend yields and payouts are not guaranteed and might change depending on the market conditions or at the Manager's discretion. Investment involves risks including the possible loss of principal amount invested and risks associated with investment in emerging and less developed markets. The Fund may invest in financial derivative instruments and/or structured products and be subject to various risks (including counterparty, liquidity, credit and market risks etc.). Past performance, or any prediction, projection or forecast, is not indicative of future performance. Investors should read the Prospectus obtainable from Allianz Global Investors Singapore Limited or any of its appointed distributors for further details including the risk factors, before investing. This publication has not been reviewed by the Monetary Authority of Singapore (MAS). MAS authorization/recognition is not a recommendation or endorsement. The issuer of this publication is Allianz Global Investors Singapore Limited (79 Robinson Road, #09-03, Singapore 068897, Company Registration No. 199907169Z).