

# Principal Malaysia Titans Plus Fund - Class SGD

31 January 2024

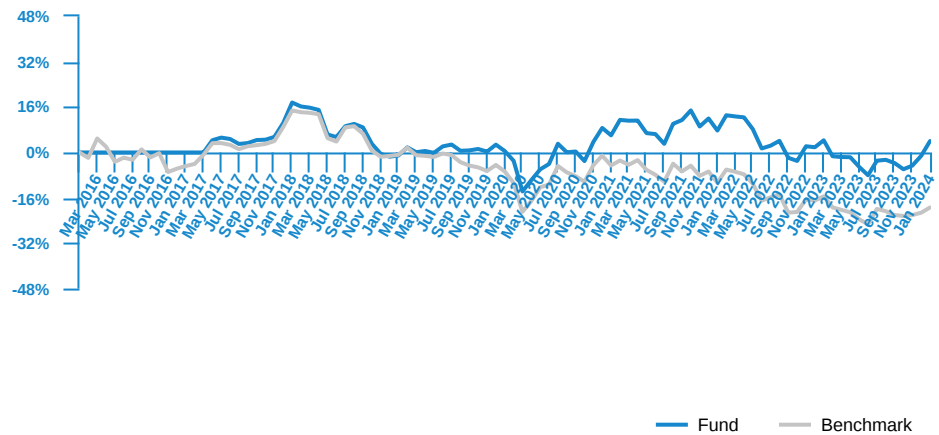
## Fund Objective

The Fund aims to achieve maximum capital appreciation over the long term through all types of investments. The Fund may invest at least 70% of its NAV in equities and up to 28% of the Fund's NAV in other permissible investments and at least 2% of its NAV in liquid assets. In line with its objective, the investment policy and strategy of the Fund will focus on investment in shares of companies with growth potential. Generally, the Fund will invest primarily in large capitalization companies listed on the main market of Bursa Malaysia. The Fund may also invest in ACE market to provide better return.

## Fund Information

ISIN Code	MYU1001F1007
Lipper ID	68336993
Bloomberg Ticker	CIMMYES MK
Domicile	Malaysia
Currency	SGD
Base Currency	MYR
Fund Inception	18 Feb 2016
Benchmark	FTSE Bursa Malaysia Top 100 Index
Application Fee	Currently up to 5%
Management Fee	Up to 1.5% p.a.
Trustee Fee	Up to 0.05% p.a.
Fund Size (SGD)	SGD 53.89 thousand
Fund Unit	0.06 million units
NAV per unit (As at 31 Jan 2024)	SGD 0.8404

## Fund Performance



Past performance does not guarantee future results. Asset allocation and diversification do not ensure a profit or protect against a loss.

Cumulative Performance (%)								
	YTD	1M	3M	6M	1Y	3Y	5Y	Since Inception
Fund	5.27	5.27	10.58	7.14	-0.25	-1.89	5.16	4.04
Benchmark	2.34	2.34	3.86	0.66	-4.65	-15.50	-18.72	-19.39

Calendar Year Returns (%)	2023	2022	2021	2020	2019	2018
Fund	-2.97	-9.06	3.07	5.74	4.30	-10.78
Benchmark	-5.12	-11.00	-5.68	3.44	-3.20	-9.39

Most Recent Fund Distributions		2022 Oct	2021 Oct	2020 Oct	2019 Oct	2018 Oct
Gross (cent/unit)		2.92	4.35	4.63	7.44	0.33
Annualised Yield (%)		3.73	4.53	5.10	7.43	0.32

Note: February 2016 to January 2024.

Performance data represents the combined income & capital return as a result of holding units in the fund for the specified length of time, based on bid to bid prices. Earnings are assumed to be reinvested.

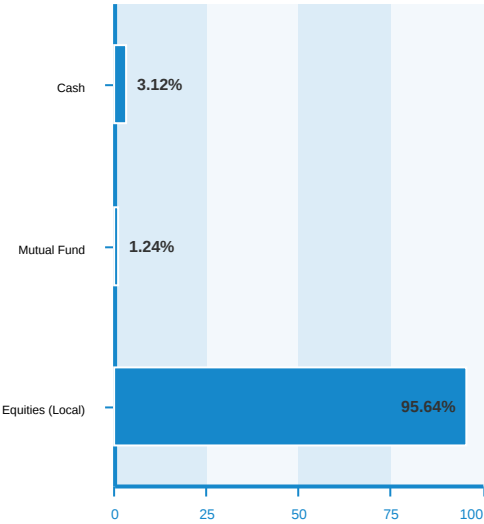
Annualised yield is calculated as the most recent monthly dividend distribution multiplied by the Fund's dividend frequency and divided by the latest NAV.

Source : Lipper

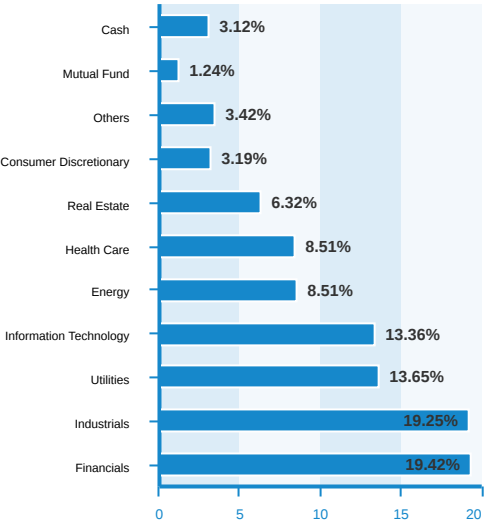
Top Holdings	Country	% of Net Assets	Fund Risk Statistics	
CIMB Group Hldgs Bhd	Malaysia	9.41	Beta	0.96
Public Bank Bhd	Malaysia	6.40	Information Ratio	0.30
Tenaga Nasional Bhd	Malaysia	5.59	Sharpe Ratio	-0.07
Malaysia Airports Hldg Bhd	Malaysia	5.51	(3 years monthly data)	
YTL Power International Bhd	Malaysia	5.21		
Hartalega Hldg Bhd	Malaysia	4.67		
Genetic Technology Bhd	Malaysia	3.46		
Inari Amertron Bhd	Malaysia	3.08		
Gamuda Bhd	Malaysia	2.86		
YTL Corp Bhd	Malaysia	2.86		

The holdings listed do not constitute a recommendation to purchase or sell a particular security. Any repeated issuer shown means same issuer with different coupon rate and/or maturity date. Cash and/or derivative positions that are not part of the core investment strategy will not be reflected in the top holdings list.

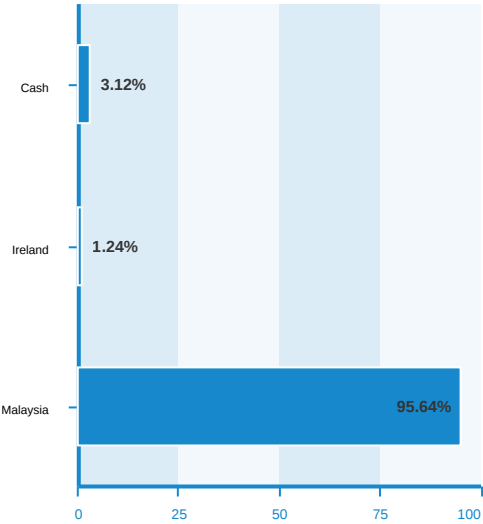
Asset Allocation (%)



Sector Allocation (%)



Regional Allocation (%)



Fund holdings and allocations shown are unaudited and may not be representative of current or future investments. Percentages may not add up to 100% due to rounding and/or inclusion or exclusion of cash will not be reflected in the top holdings list.

The Manager of the Principal Malaysia Titans Plus Fund (formerly known as CIMB-Principal Malaysia Equity Fund) is Principal Asset Management Berhad. The Manager has appointed Principal Asset Management (S) Pte. Ltd. (Company Registration No. 200607208K) as its Singapore Representative and agent for service of process in Singapore. Copies of the prospectus are available from the Singapore Representative at 50 Raffles Place, #22-03A Singapore Land Tower, Singapore 048623 or at [www.principal.com.sg](http://www.principal.com.sg). Investors should read the prospectus before deciding to purchase any units in the Fund ("Units"). The listing of the Units does not guarantee a liquid market for the Units. The value of the Units and the income derived from them, if any, may fall as well as rise. Past performances of the Fund, the Manager are not necessarily indicative of their future performance. The information contained herein is for your general information only and does not have any regard to your specific investment objectives, financial situation and any of your particular needs. You may wish to seek advice from a financial adviser before making a commitment to purchase Units. If you choose not to seek advice from a financial adviser, you should consider whether the Fund is suitable for you. Although the information contained herein has been taken from sources that are believed to be accurate, no warranty or representation is made as to its correctness, completeness or accuracy. The Manager accepts no liability whatsoever for any direct, indirect or consequential loss arising from any use or reliance of the information herein.

Carefully consider a fund's objective, risks, charges and expenses.  
Visit [www.principal.com.my](http://www.principal.com.my) for a prospectus containing this and other information. Please read it carefully before investing.