

U.S. All Cap Growth Fund

Asset class: US equity-Class A

Investment objectives and process

- Seeks long-term capital appreciation.
- Invests at least two-thirds of its assets in equity securities of US companies of any size.
- Uses bottom-up research to identify high-quality investments in companies with robust and sustainable growth of revenues and earnings.
- The fund may invest:
 - in any sector
 - up to 25% of total assets in equity securities through ADRs, CDRs, EDRs, GDRs, IDRs and similar or US\$-denominated equities of non-US issuers
 - by using futures/derivatives for hedging or efficient portfolio management purposes

Fund information

Fund managers: Thomas C. Ognar, CFA; Robert Gruendyke, CFA
CFA® and Chartered Financial Analyst® are trademarks owned by CFA Institute.

Fund inception date: 2 May 2008

Financial year-end: 31 March

Fund size: \$1.35bn (USD)

Base currency: USD

Benchmark: Russell 3000® Growth Index¹

Dealer cutoff

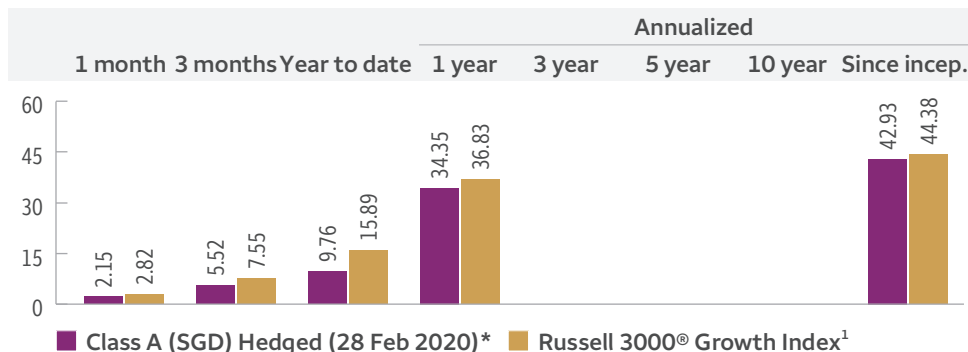
Luxembourg: 10pm

United States: 4pm ET

Minimum investment:

Class A-Hedged: 1,000 (SGD) or equivalent value

Performance (%)



Past performance is not indicative of future results. Performance calculations are net of all applicable fees and are calculated on an offer-to-bid basis (with income re-invested). *Share class inception date. Does not include sales charges and assumes reinvestment of dividends and capital gains. If sales charges were included, returns would be lower.

Sector weights (%)


Compared to benchmark ¹		
Information technology	42.86	-0.18
Consumer discretionary	16.36	-1.43
Communication Services	13.65	+1.56
Health care	13.32	+2.71
Industrials	6.70	+0.07
Financials	4.39	+1.83
Materials	1.63	+0.47
Consumer staples	0.53	-3.34
Cash & equivalents	0.57	+0.57

Sector weights based on ending weights as of month-end. Source: FactSet.

U.S. All Cap Growth Fund

Asset class: US equity-Class A

Risk and reward profile



This indicator represents the risk and reward profile presented in the Key Information Document. It is not guaranteed and may change during the month.

Key risks

Market risk: securities may decline in value due to factors affecting securities markets generally, and equity securities generally have greater price volatility than debt securities.

Geographic concentration risk: investments concentrated in specific geographic regions and markets may be subject to greater volatility due to economic downturns and other factors affecting the specific geographic regions.

Smaller company securities risk: securities of companies with smaller market capitalisations tend to be more volatile and less liquid than securities of larger companies.

Largest holdings (%)

	Fund
Amazon.com, Inc.	7.94
Microsoft Corporation	6.37
Alphabet Inc. Class A	6.22
Apple Inc.	3.55
Facebook, Inc. Class A	3.10
Mastercard Incorporated Class A	2.82
Natera, Inc.	2.75
MarketAxess Holdings Inc.	2.59
Monolithic Power Systems, Inc.	2.36
Dynatrace, Inc.	2.23

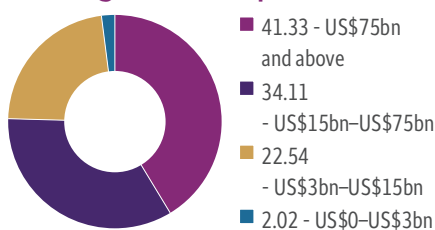
Based on ending weights as of month-end. Source: FactSet. The information shown is not intended to be, nor should it be construed to be, a recommendation to buy or sell an individual security.

Valuation analysis

	Fund	Benchmark ¹
Weighted average market cap	US\$559.45bn	US\$783.64bn
Weighted median market cap	US\$52.36bn	US\$229.07bn
EPS growth (3- to 5-year forecast)	16.71%	19.60%
P/E ratio (trailing 12-month)	111.11x	45.51x
P/B ratio	10.45x	12.96x
P/S ratio	9.10x	5.68x
Number of equity holdings	91	1,668

Sources: FactSet and Wells Fargo Asset Management.

Holding market capitalisation (%)



Based on ending weights as of month-end. Source: FactSet.

Share class information

	Inception date	Distribution type	ISIN code	Bloomberg ID	NAV	Annual Mgmt Fee	TER (%)**
Class A (SGD)	28 Feb 2020	Accum. hedged	LU2087625088	WEACGAS LX	166.18	1.60	1.820

**Based on the fund's latest audited accounts

Share class and currency availability varies by jurisdiction. Performance may differ from share class shown. Contact your WFAM representative or visit wellsfargoassetmanagement.com for more information.

U.S. All Cap Growth Fund

Asset class: US equity-Class A

More information about the Wells Fargo (Lux) Worldwide Fund is available upon request.
To obtain literature or a prospectus, please write to or call:

RBC Investor Services Trust Singapore Limited (Singapore)
8 Marina View#26-01 Asia Square Tower 1 | Singapore 018960
+65 6230 1988 | wellsfargoassetmanagement.com

1. Russell 3000 Growth Index.

The information contained in this document is for professional clients and eligible counterparties only and must not be distributed to, read or relied upon by retail clients.

This document has been prepared by Wells Fargo (Lux) Worldwide Fund and will be distributed in Singapore by appointed distributors duly licensed to market collective investment schemes or exempt from such licensing. The responsible person of the sub-funds is Wells Fargo (Lux) Worldwide Fund, the umbrella fund of the sub-funds. This document is intended for your general information only and must not be construed as an offer or solicitation of an offer to buy or sell any shares in a subfund or a recommendation to invest in any products, and neither does it take into account any investor's particular circumstances, specific investment objectives, financial situation or needs. You may wish to seek advice from a financial adviser or consider whether a sub-fund is suitable for you before making a commitment to purchase any shares in a sub-fund. Wells Fargo Asset Management (WFAM) is a trade name used by the asset management businesses of Wells Fargo & Company. WFAM includes but is not limited to Wells Fargo Asset Management (International) Limited; Galliard Capital Management, LLC; Wells Capital Management, LLC; Wells Fargo Asset Management (International), LLC; Wells Fargo Asset Management Luxembourg S.A.; Wells Fargo Funds Distributor, LLC; and Wells Fargo Funds Management, LLC.

Investment involves risks, including the possible loss of the principal amount invested. The value of the shares in a sub-fund and the income accruing to the shares (if any) may fall or rise. Past performance of a sub-fund, the manager(s) of a sub-fund and/or any other person referred to herein and any opinions, assumptions or estimates made are not necessarily indicative of the future or likely performance of a sub-fund, the manager(s) of a sub-fund and/or any other person referred to herein. Investors should note that the sub-funds may invest in derivative instruments for efficient portfolio management and/or hedging purposes and the directors of the umbrella fund of the sub-funds do not expect the sub-funds to have a higher volatility as a result of such use of derivative instruments.

Investors should read the Singapore prospectus of the sub-funds before deciding whether to invest in shares of a sub-fund. The Singapore prospectus of the sub-funds is available and may be obtained from any appointed distributors in Singapore.

This advertisement has not been reviewed by the Monetary Authority of Singapore.

© Wells Fargo Bank, NA, 2021. All rights reserved.

PAR-0721-01905 SIMASGD003 07-21