

# Schroders

## Schroder Short Duration Bond

A Accumulation USD | Data as at 31.03.2024

### Fund objectives and investment policy

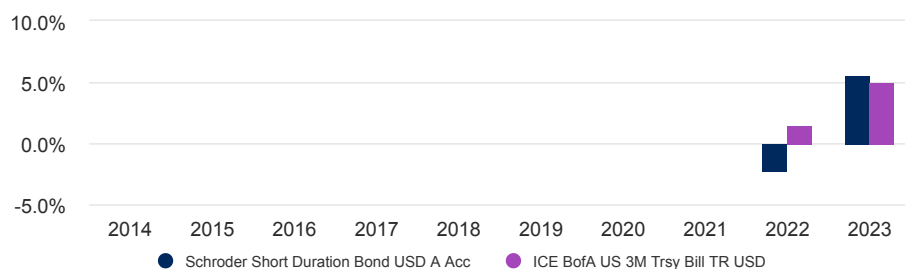
The Schroder Short Duration Bond Fund (the "Fund") aims to achieve capital preservation and growth over the medium to long term by investing primarily (i.e. at least two-thirds of its assets) in a diversified portfolio of investment grade debt securities (i.e. at or greater than BBB- rated by Standard & Poor's or Fitch Ratings or Baa3 by Moody's) primarily denominated in USD issued by governments, government agencies, supra-national and corporate borrowers across Asia (ex Japan) debt markets.

This fund may use financial derivative instruments as a part of the investment process. Derivatives carry a high degree of risk and should only be considered by sophisticated investors. **Past Performance is not a guide to future performance and may not be repeated. The value of investments and the income from them may go down as well as up and investors may not get back the amounts originally invested. Exchange rate changes may cause the value of investments to fall as well as rise. Performance data does not take into account any commissions and costs, if any, charged when units or shares of any fund, as applicable, are issued and redeemed.**

### Share class performance (%)

Performance (%)	1 month	3 months	6 months	YTD	1 year	3 years p.a.	5 years p.a.	Since inception p.a.
<b>Fund (bid to bid)</b>	0.7	1.4	4.3	1.4	5.2	-	-	1.8
<b>Fund (offer to bid)</b>	-4.4	-3.7	-0.9	-3.7	-0.1	-	-	-0.3
<b>Benchmark</b>	0.4	1.3	2.7	1.3	5.2	-	-	3.2

### Performance over 10 years (%)



**Past performance and any forecasts are not necessarily a guide to the future or likely performance.**

**The value of investments and income from them can go down as well as up and is not guaranteed.** Returns of more than 1 year are annualised. The distributions are not guaranteed and might be changed at the Manager's discretion in accordance with the Trust Deed. Ordinarily, they will be reviewed annually. In the event of the Fund's income and realised gains being less than indicated distribution amount per unit per annum, distributions will be made from capital, subject to trustee approval. Investors should be aware that the distributions may exceed the income and realised gains of the Fund at times and lead to a reduction of the amount originally invested, depending on the date of initial investment. Some performance differences between the fund and the benchmark may arise as the benchmark returns are not adjusted for non-dealing days of the fund. The performance returns shown above are calculated based on the NAV after dilution adjustments (if any) have been applied. Where 'since inception' performance figures are stated, please note that the inception date is the same as the share class launch date under 'Fund Facts'.

### Fund facts

<b>Fund manager</b>	Long Hongquan Peng Fong Ng
<b>Fund management company</b>	Schroder Investment Management (Singapore) Ltd
<b>Domicile</b>	Singapore
<b>Fund launch date</b>	26.10.2021
<b>Share class launch date</b>	26.10.2021
<b>Fund base currency</b>	USD
<b>Share class currency</b>	USD
<b>Fund size (Million)</b>	USD 38.73
<b>Number of holdings</b>	129
<b>Benchmark</b>	ICE BofA US 3M Trsy Bill TR USD
<b>Unit NAV</b>	USD 1.0449
<b>Dealing frequency</b>	Daily
<b>Distribution rate</b>	No Distribution
<b>Distribution frequency</b>	No Distribution
<b>Subscription mode</b>	Cash

### Fees & expenses

<b>Initial sales charge up to</b>	5.00%
<b>Annual management fee</b>	0.400%
<b>Redemption fee up to</b>	4.00%

### Purchase details

<b>Minimum initial subscription</b>	USD 1,000
-------------------------------------	-----------

### Codes

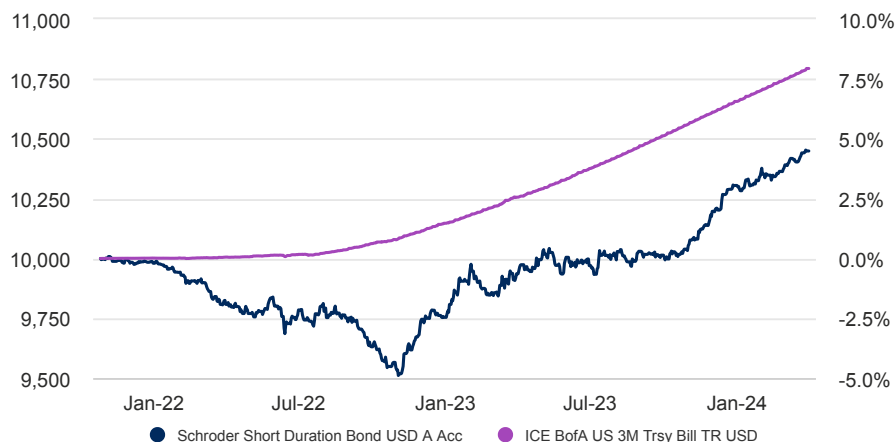
<b>ISIN</b>	SGXZ48358972
<b>Bloomberg</b>	-

# Schroders

## Schroder Short Duration Bond

A Accumulation USD | Data as at 31.03.2024

### Return of USD 10,000



### Risk statistics & financial ratios

	Fund	Benchmark
Effective duration (years)	2.0	-
Current yield (%)	3.9	-
Yield to maturity	6.1	-

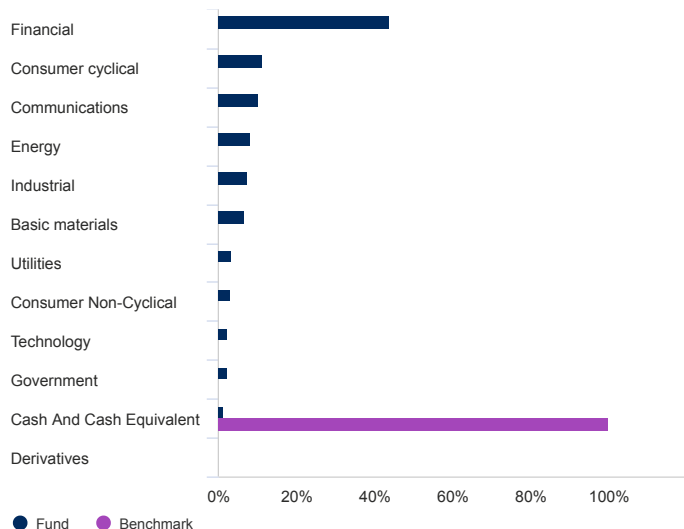
Source: Morningstar. The above ratios are based on bid to bid price based performance data.

The chart is for illustrative purposes only and does not reflect an actual return on any investment.

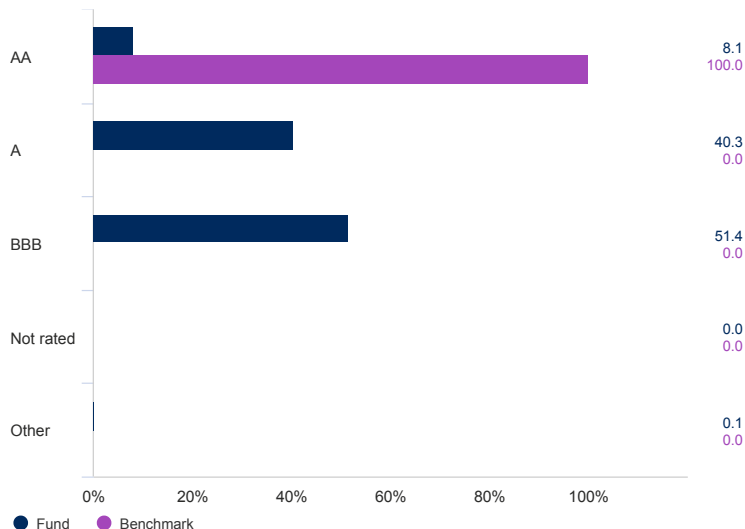
Returns are calculated bid to bid (which means performance does not include the effect of any initial charges), net income reinvested, net of fees.

### Asset allocation

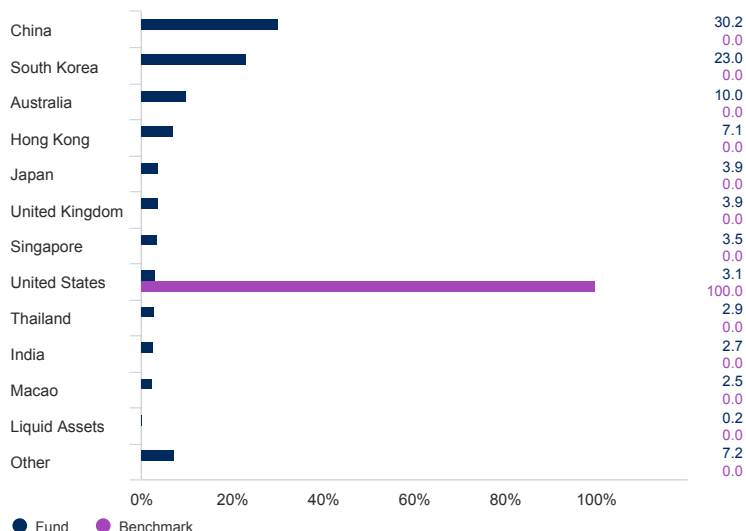
#### Sector (%)



#### Credit quality (%)



### Geographical breakdown (%)



### Top 10 holdings (%)

Holding name	%
MEITUAN 0.0000 CONV 27/04/2027 SERIES CORP	1.7
WOORI BANK COMPANY LIMITED 4.7500 30/04/2024 SERIES REGS	1.6
WUHAN METRO GROUP CO LTD 1.5800 01/11/2024 REGS	1.5
KYOBO LIFE INSURANCE CO LTD 6.3000 15/06/2052 SERIES REGS	1.3
SA GLOBAL SUKUK LTD 1.3000 17/06/2024 REGS	1.3
SANDS CHINA LIMITED 5.4000 08/08/2028 SERIES WI	1.3
FUKOKU MUTUAL LIFE INSURANCE CO 6.8000 31/12/2079 SERIES CORP	1.3
ZHONGSHENG GROUP HOLDINGS LTD 3.0000 13/01/2026 SERIES CORP	1.2
PROSUS NV 3.2570 19/01/2027 SERIES REGS	1.2
HSBC HOLDINGS PLC 7.3990 13/11/2034 SERIES CORP	1.2

Source: Schroders. Top holdings and asset allocation are at fund level. For illustrative purposes only and does not constitute to any recommendations to invest in the above-mentioned security/sector/country.

### Contact information

Schroder Investment Management (Singapore) Ltd  
 138 Market Street  
 #23-01 Capitagreen  
 Singapore  
 048946  
 Tel: +65 6534 4288  
 Fax: +65 6536 6626

For your security, all telephone calls are recorded  
 Schroders Reg No 199201080H

### Source and ratings information

Source of all performance data, unless otherwise stated: Morningstar, bid to bid, net income reinvested, net of fees.

### Important information

---

This advertisement or publication has not been reviewed by the Monetary Authority of Singapore.

The information contained herein is provided for information purposes only and does not constitute an offer to sell or the solicitation of an offer to buy units/shares in the Fund. No representations or warranties are given as to the reliability, accuracy and completeness of the information. The information contained herein is subject to change without notice. As a result, you should check the accuracy of such information before relying on it. Schroders (and its officers or employees) accepts no liability for any damage or loss, including loss of profit, whether direct, indirect or consequential in respect of the use or reliance of any information contained herein and whether arising as a result of Schroders' negligence or otherwise.

Nothing herein constitutes investment advice or recommendation in respect of the purchase of or switching of units in the Fund. The information herein was prepared without regard to the specific objectives, financial situation or needs of any particular person who may receive it. The information contained herein should not be relied upon when making investment decisions. You should seek independent financial, legal or tax advice before making any investment decisions. A copy of the prospectus or offering document is available and may be obtained from Schroder Investment Management (Singapore) Ltd and its appointed distributors. Investors should read the prospectus/offering document before deciding to invest. The value of units/shares and the income from them may fall as well as rise. Past performance figures, and any economic and market trends or forecast, are not necessarily indicative of future performance of the Fund. An investment in the Fund is subject to investment risks, including the possible loss of the principal amount invested. Units/shares in the Fund are not obligations of, deposits in, or guaranteed by, Schroders or any of its affiliates.

In case of discrepancy between the English and Chinese versions, the English version shall prevail.

Third party data is owned or licensed by the data provider and may not be reproduced or extracted and used for any other purpose without the data provider's consent. Third party data is provided without any warranties of any kind. The data provider and issuer of the document shall have no liability in connection with the third party data. The Prospectus and/or [www.Schroders.com](http://www.Schroders.com) contains additional disclaimers which apply to the third party data.

With effect from 3 March 2022, the Manager's order execution and placement policy may be accessed on the Manager's website.