

Allianz Dynamic Asian High Yield Bond

Allianz Global Investors Fund
AMg / AT

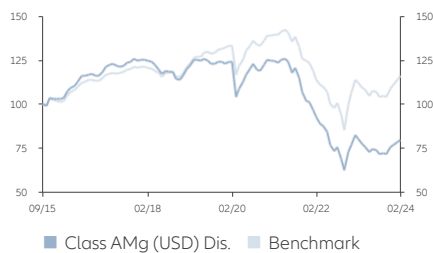


Investment Objective

The Fund aims at long-term capital growth and income by investing in high yield rated debt securities of Asian bond markets.

Performance Overview

Indexed Performance since Inception (Bid-Bid)

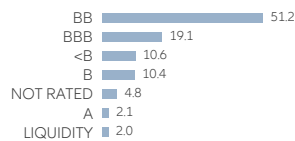


Performance History	Year to Date	1 Month	3 Months	6 Months	1 Year	3 Years (p.a.)	5 Years (p.a.)	Since Inception (p.a.)
Bid-Bid (%)	3.38	1.47	5.31	10.56	-1.14	-14.06	-8.23	-2.71
Offer-Bid ¹ (%)	-1.79	-3.61	0.05	5.03	-6.08	-15.52	-9.17	-3.30
Benchmark (%)	4.65	2.07	6.78	11.79	3.57	-5.97	-1.16	1.79

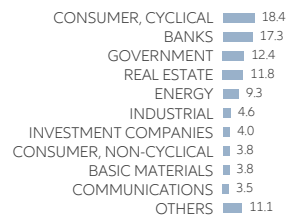
Risk / Return Ratios	3 Years	5 Years
Sharpe Ratio	-0.97	-0.64
Volatility	17.28%	16.02%
Tracking Error	3.18%	3.17%
Information Ratio	-2.54	-2.23

Portfolio Analysis

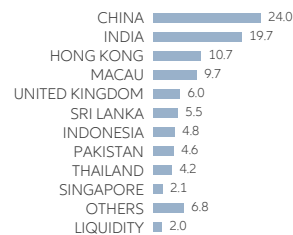
Credit Rating Allocation (%)



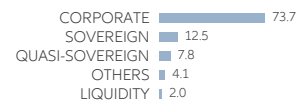
Sector Allocation (%)



Country/Location Allocation (%)



Bond Type Allocation (%)



Top 10 Holdings (Country/Location) ²

Top 10 Holdings (Country/Location) ²	Sector	%
STANDARD CHARTERED PLC REGS PERP FIX TO FLOAT 7.875% 08.09.2198 (GB)	BANKS	2.1
HUARONG FINANCE II EMTN FIX 4.625% 03.06.26 (CN)	INVESTMENT COMPANIES	2.1
REPUBLIC OF SRI LANKA REGS 18.04.28 (LK)	GOVERNMENT	2.0
MELCO RESORTS FINANCE REGS FIX 5.750% 21.07.28 (HK)	CONSUMER, CYCLICAL	2.0
FORTUNE STAR BVI LTD FIX 6.850% 02.07.24 (CN)	CONSUMER, CYCLICAL	1.9
STANDARD CHARTERED PLC REGS CONV FIX TO FLOAT 7.750% 15.02.2198 (GB)	BANKS	1.9
WYNN MACAU LTD REGS FIX 5.625% 26.08.28 (MO)	CONSUMER, CYCLICAL	1.9
BANGKOK BANK PCL/HK REGS CONV FIX TO FLOAT 5.000% 23.03.2198 (TH)	BANKS	1.8
PERIAMA HOLDINGS LLC/DE FIX 5.950% 19.04.26 (IN)	BASIC MATERIALS	1.8
REPUBLIC OF SRI LANKA REGS 28.03.30 (LK)	GOVERNMENT	1.8
Total		19.3

Statistics Summary

Average Coupon	5.63%
Average Credit Quality ³	BB
Effective Maturity	5.58 years
Effective Duration	2.14 years
Yield to Maturity	10.60%

Dividend History Class AMg Dis.

Dividend History Class AMg Dis.	Dividend / Share	Annualised Dividend Yield ⁴	Ex-Dividend Date
USD	USD 0.02300	7.06%	15/02/2024
HKD	HKD 0.02400	7.31%	15/02/2024
SGD	SGD 0.02000	7.08%	15/02/2024
H2-AUD	AUD 0.01900	6.14%	15/02/2024
H2-EUR	EUR 0.01300	4.10%	15/02/2024
H2-GBP	GBP 0.01900	5.91%	15/02/2024
H2-RMB	CNY 0.01500	4.84%	15/02/2024
H2-SGD	SGD 0.01900	6.01%	15/02/2024

Past payout yields do not represent future payout yields and payments. Historical payments may comprise of distributable income or capital, or both (for further details, please refer to our website).

Fund Details

	Class AMg (USD) Dis.	Class AMg (HKD) Dis.	Class AMg (SGD) Dis.	Class AMg (H2-AUD) Dis.	Class AMg (H2-EUR) Dis.	Class AMg (H2-GBP) Dis.	Class AMg (H2-RMB) Dis.	Class AMg (H2-SGD) Dis.	Class AT (USD) Acc.
Official benchmark ⁵	J.P. MORGAN JACI Non-Investment Grade Custom Index								
Fund Manager ⁶	Mark Tay, Jenny Zeng								
Fund Size ⁷	USD 486.15m								
Base Currency	USD								
Number of Holdings	158								
SFDR Category ⁸	Article 6								
Initial Fee	Up to 5%	Up to 5%	Up to 5%	Up to 5%	Up to 5%	Up to 5%	Up to 5%	Up to 5%	Up to 5%
Eligible Investment Scheme	CASH, SRS	CASH, SRS	CASH, SRS	CASH, SRS	CASH, SRS	CASH, SRS	CASH, SRS	CASH, SRS	CASH, SRS
All-in-Fee ⁹	1.50% p.a.	1.50% p.a.	1.50% p.a.	1.50% p.a.	1.50% p.a.	1.50% p.a.	1.50% p.a.	1.50% p.a.	1.50% p.a.
Total Expense Ratio ¹⁰	1.55%	1.56%	1.56%	1.55%	1.56%	1.56%	1.56%	1.56%	1.55%
Unit NAV	USD 4.0923	HKD 4.1293	SGD 3.5408	AUD 3.8674	EUR 3.9259	GBP 4.0179	CNY 3.8503	SGD 3.9462	USD 6.7041
Inception Date	25/09/2015	25/09/2015	17/10/2016	25/09/2015	11/11/2015	06/10/2015	06/10/2015	06/10/2015	23/01/2017
Dividend Frequency	Monthly	Monthly	Monthly	Monthly	Monthly	Monthly	Monthly	Monthly	N/A
ISIN Code	LU1282649901	LU1282650073	LU1492452609	LU1282650156	LU1311290768	LU1282650313	LU1282650230	LU1282650669	LU1543697327
Bloomberg Ticker	ADAAMUS LX	ADAAMHK LX	ALDAHAM LX	ADAAH2A LX	ALDAAME LX	ALDAAMG LX	ALDAAMR LX	ALDAAMS LX	ALDAHAT LX
Cumulative Returns (%)									
Year to Date	3.38	3.59	5.24	3.25	3.15	3.35	2.97	3.11	3.37
1 Year	-1.14	-1.42	-1.45	-2.61	-3.05	-1.55	-3.92	-2.74	-1.14
3 Years	-36.54	-36.01	-35.87	-38.56	-39.97	-37.55	-37.28	-37.90	-36.57
5 Years	-34.93	-35.17	-35.07	-38.44	-41.28	-37.78	-34.62	-37.07	-34.97
Since Inception	-20.66	-19.92	-34.34	-23.52	-35.01	-27.03	-14.04	-24.43	-32.96
Annualised Returns (%)									
3 Years (p.a.)	-14.06	-13.82	-13.76	-14.98	-15.64	-14.52	-14.40	-14.68	-14.08
5 Years (p.a.)	-8.23	-8.30	-8.27	-9.24	-10.10	-9.05	-8.14	-8.84	-8.24
Since Inception (p.a.)	-2.71	-2.60	-5.55	-3.13	-5.06	-3.68	-1.79	-3.28	-5.48

Source: All fund data quoted are Allianz Global Investors/IDS GmbH/Morningstar, as at 29/02/2024, unless stated otherwise. Performance returns for periods over one year are annualised. Fund performance is calculated in the respective fund currency with net income and dividends reinvested. Investment returns are denominated in the respective base currency of the fund. SGD based investors are exposed to non-SGD foreign exchange fluctuations.

- 1) "Offer-Bid" performance data takes into account up to 5.00% of the initial fee of the investment.
- 2) The information is provided for illustrative purposes only to demonstrate the Fund's investment strategy, it should not be considered a recommendation to purchase or sell any particular security or strategy or an investment advice. There is no assurance that any securities discussed herein will remain in the Fund at the time you receive this document. Past performance is not indicative of future results. While best efforts are used in compiling the information, Allianz Global Investors and its affiliated entities expressly assumes no warranty of any kind, actual or implied, for the accuracy, completeness and timeliness of the information.
- 3) The average credit quality methodology excludes non-rated investments and includes cash.
- 4) Annualised Dividend Yield = $[(1 + \text{Dividend Per Share} / \text{Ex-Dividend Date NAV})^{12} - 1] \times 100$. The annualised dividend yield is calculated based on the latest dividend distribution with dividend reinvested, and may be higher or lower than the actual annual dividend yield. Positive distribution yield does not imply positive return. Dividend is not guaranteed. Historical dividend yield is not indicative of future dividend payouts.
- 5) With effect from 31 August 2022, the benchmark of Allianz Dynamic Asian High Yield was changed from JP Morgan Asia Credit (JACI) Non-Investment Grade Total Return to JP Morgan JACI non-Investment Grade Custom Index to better reflect the investable universe of the Fund.
- 6) With effect from 29 September 2023.
- 7) The Fund size quoted includes all share classes of the Fund.
- 8) EU Sustainable Finance Disclosure Regulation. Information is accurate at time of publishing.
- 9) The All-in-Fee includes the expenses previously called management and administration fees.
- 10) Total Expense Ratio (TER): Total cost (except transaction costs) charged to the Fund during the last financial year expressed as a ratio of the Fund's average NAV. For share classes that have been incepted for less than one year as at close of the last financial year (please refer to the Inception Date in the Fund Details table), the TER will be annualised. For share classes incepted after the close of the last financial year, the TER will be reflected as N/A.

The information presented here is intended for general circulation and does not constitute a recommendation to anyone; it also has not taken into account the specific investment objectives, financial situation or particular needs of any particular person. Information herein is based on sources we believe to be accurate and reliable as at the date it was made. We reserve the right to revise any information herein at any time without notice. No offer or solicitation to buy or sell securities and no investment advice or recommendation is made herein. In making investment decisions, investors should not rely solely on this publication but should seek independent professional advice. However, if you choose not to seek professional advice, you should consider the suitability of the product for yourself. Past performance of the fund manager(s) and the fund is not indicative of future performance. Prices of units in the Fund and the income from them, if any, may fall as well as rise and cannot be guaranteed. Distribution payments of the Fund, where applicable, may at the sole discretion of the Manager, be made out of either income and/or net capital gains or capital of the Fund. As a result of the payment, the Fund's net asset value is expected to be immediately reduced. The dividend yields and payouts are not guaranteed and might change depending on the market conditions or at the Manager's discretion; past payout yields and payments do not represent future payout yields and payments. Investment involves risks including the possible loss of principal amount invested and risks associated with investment in emerging and less developed markets. The Fund may invest in financial derivative instruments and/or structured products and be subject to various risks (including counterparty, liquidity, credit and market risks etc.). Investing in fixed income instruments (if applicable) may expose investors to various risks, including but not limited to creditworthiness, interest rate, liquidity and restricted flexibility risks. Changes to the economic environment and market conditions may affect these risks, resulting in an adverse effect to the value of the investment. During periods of rising nominal interest rates, the values of fixed income instruments (including short positions with respect to fixed income instruments) are generally expected to decline. Conversely, during periods of declining interest rates, the values are generally expected to rise. Liquidity risk may possibly delay or prevent account withdrawals or redemptions. Past performance, or any prediction, projection or forecast, is not indicative of future performance. Investors should read the Prospectus obtainable from Allianz Global Investors Singapore Limited or any of its appointed distributors for further details including the risk factors, before investing. The duplication, publication, extraction, or transmission of the contents, irrespective of the form is not permitted, except for the case of explicit permission by Allianz Global Investors. This publication has not been reviewed by the Monetary Authority of Singapore (MAS). MAS authorization/recognition is not a recommendation or endorsement. The issuer of this publication is Allianz Global Investors Singapore Limited (79 Robinson Road, #09-03, Singapore 068897, Company Registration No. 199907169Z).

Admaster ID: 3368065