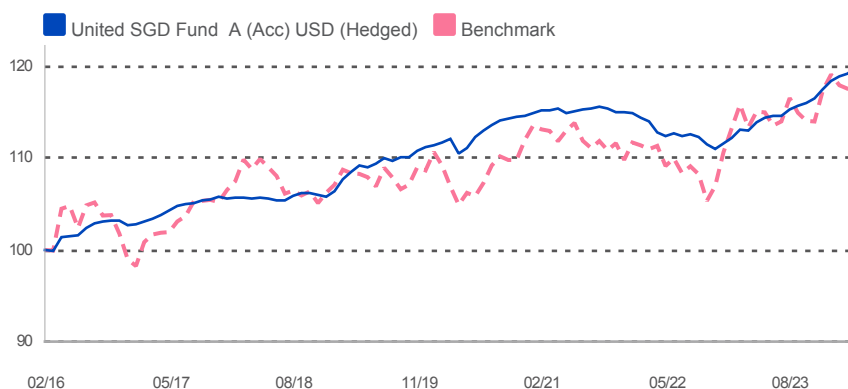


# United SGD Fund

## Investment Objective

The investment focus of the Fund is to invest substantially all its assets in money market and short term interest bearing debt instruments and bank deposits with the objective of achieving a yield enhancement over Singapore dollar deposits.

## Fund Performance Since Inception in US Dollar



Fund performance is calculated on a NAV to NAV basis.

Benchmark: Since Inception – 2 May 2021: 6-month SIBID rate; 3 May 2021 to 7 Apr 22: 12M Bank Deposit Rate; 8 Apr 22 – Present: 6M Compounded SORA

Performance By Share Class	Cumulative Performance (%)				Annualised Performance (%)			
	1M	3M	6M	1Y	3Y	5Y	10Y	Since Incept
<b>A (Acc) USD (Hedged)</b>								
Fund NAV to NAV	0.59	1.27	3.37	5.28	1.29	1.89	--	2.27
Fund (Charges applied <sup>A</sup> )	-1.42	-0.76	1.30	3.18	0.61	1.48	--	2.02
Benchmark	-0.06	-1.37	3.00	2.10	1.66	1.65	--	2.01
<b>A (Dist) USD (Hedged)</b>								
Fund NAV to NAV	0.42	1.05	3.11	5.14	1.30	2.07	--	2.32
Fund (Charges applied <sup>A</sup> )	-1.59	-0.97	1.05	3.04	0.62	1.66	--	2.07
Benchmark	-0.06	-1.37	3.00	2.10	1.66	1.65	--	2.01

## Fund Information

### Fund Size

USD 1,247.14 mil

### Base Currency

SGD

## Awards

Best Fixed-Income Fund House –  
UOB Asset Management Ltd.  
Morningstar Singapore Fund  
Awards 2017



Awards  
2017

## Contact Details

UOB Asset Management Ltd  
80 Raffles Place #03-00  
UOB Plaza 2  
Singapore 048624

### Hotline

1800 22 22 228(8am to 8pm daily,  
Singapore time)

### Email

uobam@UOBGroup.com

### Website

uobam.com.sg



Right By You

# United SGD Fund

Performance By Share Class	Cumulative Performance (%)				Annualised Performance (%)			
	1M	3M	6M	1Y	3Y	5Y	10Y	Since Incept
S USD Dist (Hedged)								
Fund NAV to NAV	0.42	1.15	3.21	5.25	1.39	--	--	1.92
Fund (Charges applied^)	-1.59	-0.87	1.15	3.15	0.71	--	--	1.51
Benchmark	-0.06	-1.37	3.00	2.10	1.66	--	--	1.62
T USD Acc								
Fund NAV to NAV	0.03	-1.27	3.96	--	--	--	--	2.93
Fund (Charges applied^)	0.03	-1.27	3.96	--	--	--	--	2.93
Benchmark	-0.06	-1.37	3.00	--	--	--	--	2.27

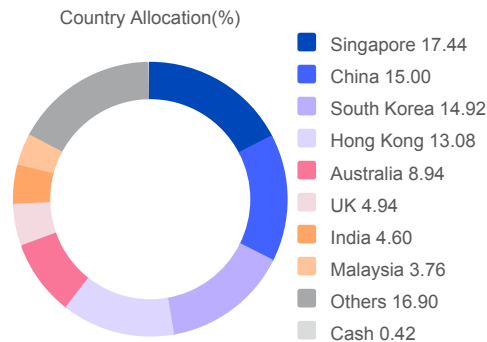
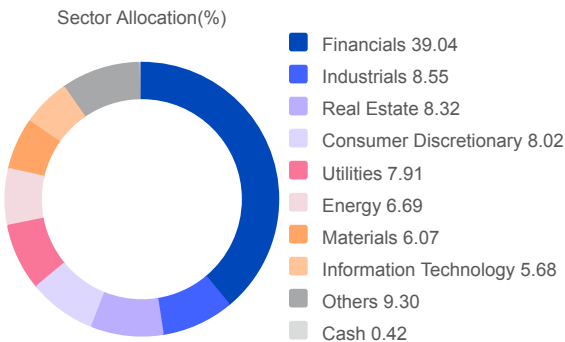
Source: Morningstar. Performance as at 31 March 2024, USD basis, with dividends and distributions reinvested, if any. Performance figures for 1 month till 1 year show the % change, while performance figures above 1 year show the average annual compounded returns. Since inception performance under 1 year is not annualised.

^Includes the effect of the current subscription fee that is charged, which an investor might or might not pay.



# United SGD Fund

## Portfolio Characteristics



### Top 5 Holdings(%)

SUMITOMO MITSUI FINANCIA 04/24 4.436	2.46	Effective Duration	1.14 Years
MISC CAPITAL TWO LABUAN COMPANY 04/25 3.625	2.40	Number of Issues	95
CHINA HUADIAN OVERSEAS COMPANY VAR	2.12	Weighted Average Maturity	1.20 Years
KEPPEL LTD 06/25 2.459	2.09	Weighted Average Yield to Maturity	4.44 %
GOODMAN HK FINANCE COMPANY 06/24 4.375	2.02	3 Year Annualised Std Deviation	1.58 %

### Fund Statistics

## Share Class Details

Share Class	NAV Price	Bloomberg Ticker	ISIN Code	Inception Date	Subscription mode
A (Acc) USD (Hedged)	USD 1.196	UOBUSAU SP	SG9999014864	Feb 16	Cash
A (Dist) USD (Hedged)	USD 0.967	UOBUADU SP	SG9999014872	Feb 16	Cash
S USD Dist (Hedged)	USD 0.920	OUBUSSU SP	SGXZ18528414	Apr 19	Cash
T USD Acc	USD 102.869	OUBSGTA SP	SGXZ93125805	May 23	Cash

Share Class	Min. initial investment	Min. subsequent investment	Subscription fee(%)	Annual management fee(%)
A (Acc) USD (Hedged)	USD 1,000	USD 500	2	0.63
A (Dist) USD (Hedged)	USD 1,000	USD 500	2	0.63
S USD Dist (Hedged)	USD 1,000	USD 500	2	0.63
T USD Acc	USD 100,000	USD 50,000	--	0.33

## Dividends

Share Class	Expected Frequency	Last Distribution	Annualized Yield(%)	Ex-Div Date
A (Dist) USD (Hedged)	Monthly	0.00402948	4.99	01 Mar 24
S USD Dist (Hedged)	Monthly	0.00383364	4.99	01 Mar 24

# United SGD Fund

## Important Notice & Disclaimers

Investors should consider carefully whether to subscribe for units in the base currency of the Fund or for units in various classes which are denominated in their respective currencies. The difference in the performances of the Fund in various currencies, if applicable, is a reflection of fluctuating exchange rates during the relevant period.

A prospectus for the fund(s) (the "Fund(s)") may be obtained from the Manager or any of its appointed distributors. Investors should read the prospectus before deciding whether to subscribe for or purchase units in the Fund(s) ("Units"). All applications for Units must be made on application forms accompanying the prospectus or otherwise as described in the prospectus. **Past performance of the Fund(s) or the Manager and any prediction, projection or forecast on the economy or markets are not necessarily indicative of the future or likely performance of the Fund(s) or the Manager.** Any extraordinary performance may be due to exceptional circumstances which may not be sustainable. The value of Units and any income from the Fund(s) may fall as well as rise. The above information is strictly for general information only and must not be construed as an offer or solicitation to deal in Units, nor a recommendation to invest in any company mentioned herein. Investments in unit trusts are not obligations of, deposits in, or guaranteed or insured by UOB, UOBAM, or any affiliates or distributors. The Fund may use or invest in financial derivative instruments and you should be aware of the risks associated with investments in financial derivative instruments which are described in the Fund's prospectus. An investment in unit trusts is subject to investment risks and foreign exchange risks, including the possible loss of the principal amount invested. Investors may wish to seek advice from a financial adviser before making a commitment to invest in Units. In the event an investor chooses not to seek advice from a financial adviser, the investor should consider carefully whether the Fund(s) is/are suitable for him.

This advertisement has not been reviewed by the Monetary Authority of Singapore.

UOB Asset Management Ltd Company Reg No. 198600120Z