

PIMCO Balanced Income and Growth Fund

M RETAIL CLASS INCOME II SHARES

Fund Description

The investment objective of the Fund is to seek to maximise total return, consistent with preservation of capital and prudent investment management.

The Fund will utilize a global multi-sector strategy that seeks to combine the Investment Advisor’s total return investment process and philosophy with income maximization. Portfolio construction is founded on the principle of diversification across a broad range of equity and global fixed income securities.

- Innovative approach to the multi-asset income space, providing the potential for both income and growth.
- Access to PIMCO’s expertise in multi-asset investing across global fixed income, global equities, and additional macro-driven tactical strategies in a stable, yet flexible 60/40 construct.

The Fund may use or invest in financial derivatives.

The Fund leverages PIMCO’s industry-leading macroeconomic views, time-tested investment process, and robust quantitative capabilities. PBIG is thoughtfully-designed as a diversified and stable multi-asset strategy composed of global core equities, flexible income-oriented fixed income, and tactical flexibility intended to provide a ballast in clients’ portfolios across all market environments.

ABOUT THE BENCHMARK

The MSCI ACWI Index is a free float-adjusted market capitalization weighted index that is designed to measure the equity market performance of developed and emerging markets. The Index consists of a group of country indices comprising developed and emerging market country indices. It is not possible to invest directly in an unmanaged index. Bloomberg U.S. Aggregate Bond Index represents securities that are SEC-registered, taxable, and dollar denominated. The index covers the U.S. investment grade fixed rate bond market, with index components for government and corporate securities, mortgage pass-through securities, and asset-backed securities. These major sectors are subdivided into more specific indices that are calculated and reported on a regular basis. It is not possible to invest directly in an unmanaged index.

Unless otherwise stated in the prospectus, the Fund is not managed against a particular benchmark or index, and any reference to a particular benchmark or index in this factsheet is made solely for risk or performance comparison purposes.

Key Facts

	Income II
Bloomberg Ticker	PIGCMIR
ISIN	IE000W1ABFV2
Sedol	BN12JT7
CUSIP	G7S049542
Valoren	130100985
WKN	A3E056
Inception Date	30/11/2023
Distribution	monthly ¹
Unified Management Fee	1.60% p.a.
Fund Type	UCITS
Portfolio Manager	Emmanuel Sharef, Erin Browne, Daniel J. Ivascyn, Joshua Anderson
Total Net Assets	761.8 (USD in Millions)
Fund Base Currency	USD
Share Class Currency	USD

Fund Statistics

Effective Duration (yrs)	1.51
Benchmark Duration (yrs)	2.40
Annualised Distribution Yield (%) [†]	6.83
Equity (%)	64.93
Average Credit Quality	A

****** The Unified Management fee takes account of a fee waiver in the amount of 0.55% p.a. until 29 November 2028. The fee waiver will expire from 30 November 2028.

[†]This share class aims to pay dividend on a monthly basis. The dividend amount or dividend rate/yield is not guaranteed.

MANAGER

PIMCO Global Advisors (Ireland) Limited

INVESTMENT ADVISOR

Pacific Investment Management Company LLC

For questions regarding the PIMCO Funds: Global Investors Series plc, please call +65 6826 7589.

Visit our website for a full menu of products and services at pimco.com.sg

Performance (Net of Fees)

Current MIFID legislation prevents us from reporting performance data for funds with less than a 12 month track record.

Performance (Net of Fees)

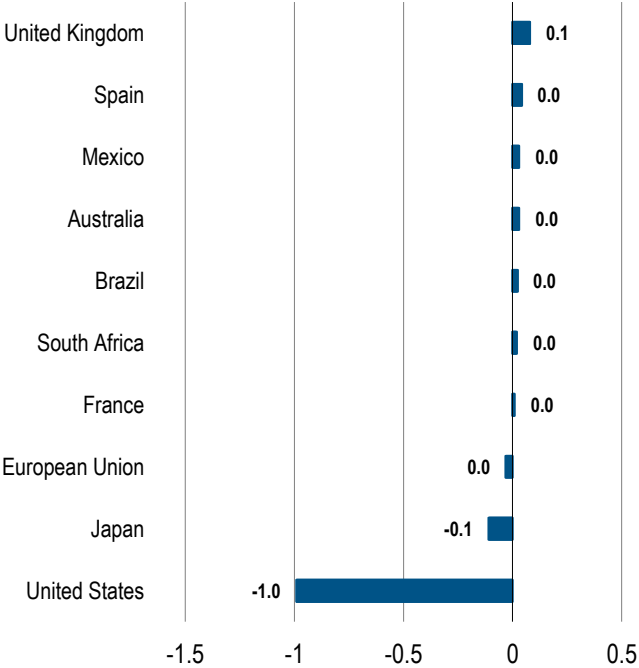
Current MIFID legislation prevents us from reporting performance data for funds with less than a 12 month track record.

Top 10 Holdings (% Market Value)*

RFR USD SOFR/4.25000 12/20/23-2Y CME	7.9
RFR USD SOFR/3.50000 04/02/24-2Y LCH	7.6
FNMA TBA 5.5% FEB 30YR	4.4
FNMA TBA 6.0% FEB 30YR	3.6
FNMA TBA 5.0% JAN 30YR	3.6
U S TREASURY NOTE	3.5
RFR USD SOFR/3.30750 02/21/24-5Y LCH	3.3
RFR USD SOFR/3.50000 12/20/23-10Y LCH	2.9
FNMA PASS THRU 30YR #SD8374	2.7
APPLE INC	2.4

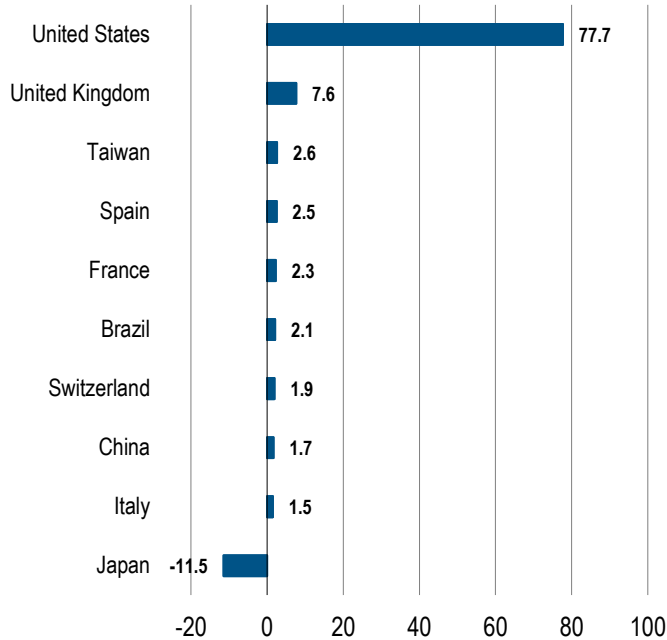
*Top 10 holdings as of 12/31/2023.

Top 10 Country Exposure by Currency of Settlement – Fixed Income (Duration in Years)



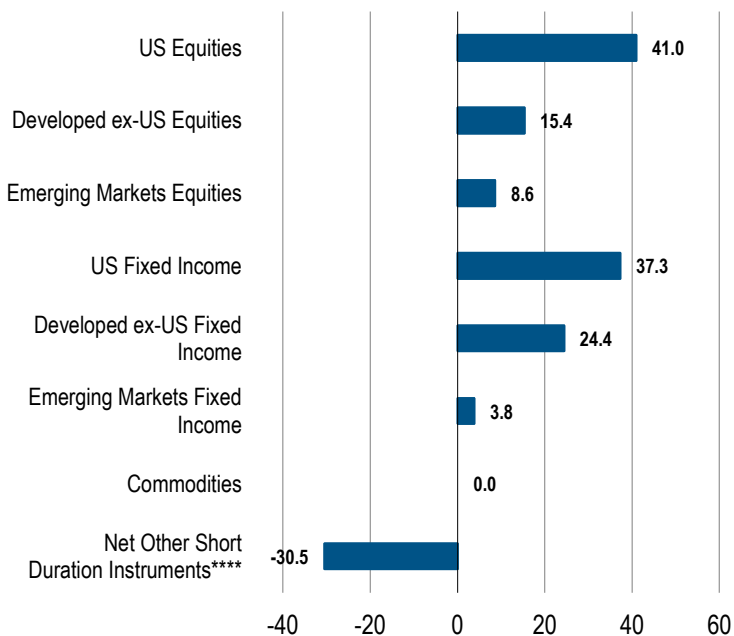
Top 10 Active Currency Exposure (% Market Value)

Top 10 Country Exposure (% Market Value)



Countries are categorized by currency of settlement. EMU-member countries reflect the country of exposure for EUR-denominated securities. Europe represents European Union instruments that cannot be separated by specific country.

Asset Allocation (% Market Value)



Market Value % may not equal 100 due to rounding.
Source: PIMCO

[†]Annualised Distribution Yield is as of last month ending 04/30/2024. The dividend distribution rate/yield is based on historical dividend rate/yield. The dividend amount or dividend rate/yield is not guaranteed. Distribution payments of the Fund where applicable, may at the sole discretion of the Fund, be made out of either income and/ or capital of the Fund.

^ΔWhere permitted by the investment guidelines stated in the portfolios offering documents, "other" may include exposure to, convertibles, preferred, common stock, equity-related securities, and Yankee bonds.

^{***}Net Other Short Duration Instruments includes securities and other instruments (except instruments tied to emerging markets by country of risk) with an effective duration less than one year and rated investment grade or higher or, if unrated, determined by PIMCO to be of comparable quality, commingled liquidity funds, uninvested cash, interest receivables, net unsettled trades, broker money, short duration derivatives and derivatives offsets. With respect to certain categories of short duration securities, the Adviser reserves the discretion to require a minimum credit rating higher than investment grade for inclusion in this category. Derivatives Offsets includes offsets associated with investments in futures, swaps and other derivatives. Such offsets may be taken at the notional value of the derivative position.

Source: PIMCO, index provider for benchmark data.

PIMCO duration calculation that adjusts the durations of credit securities to account for the potential that in the event of default investors will receive the recovery amount prior to the maturity of the security.

Differences in the Fund's performance versus the index and related attribution information with respect to particular categories of securities or individual positions may be attributable, in part, to differences in the pricing methodologies used by the Fund and the index.

Prior to 29 November 2023, the Balanced Income and Growth Fund was named the Global Core Asset Allocation Fund. The investment strategy of the Fund were changed on 29 November 2023.

Dividend is not guaranteed. Past distributions are not necessarily indicative of future trends, which may be lower. A positive distribution yield does not imply a positive return. Data does not include special cash dividends. Distribution payments of the Fund where applicable, may at the sole discretion of the Fund, be made out of either income and/ or capital of the Fund. In the case of the Fund, the Fund may at its discretion pay dividends out of capital which may result in an immediate reduction of the Fund's NAV per share. In the case of Income II Shares, the Fund may at its discretion pay dividends out of capital as well as take into account the yield differential arising from share class currency hedging (which constitutes a distribution from capital). The management and other fees payable by the Income II Shares may also be charged to the capital of the Income II Shares, resulting in an increase in distributable income available for the payment of dividends and therefore, the Income II Shares may effectively pay dividends out of capital. This may result in an immediate reduction of the NAV per share for the Income II Shares. Please refer to www.pimco.com.sg for more information on income statistics.

Negative allocations may result from derivative positions and unsettled trades and does not imply the fund is short cash, is levered, or that the derivatives are not fully cash backed. Duration is the sensitivity of a fixed income security to a change in interest rates. The longer the duration of a fixed income security, the higher its sensitivity to interest rates. Duration Weighted Exposure (DWE%) is the percentage weight of each sector's contribution to the overall duration of the fund. Morningstar ratings are shown for funds with 4 or 5 star ratings only. Other share classes ratings are either lower or unavailable. A rating is not a recommendation to buy, sell or hold a fund. Copyright © 2024 Morningstar Ltd.

All Rights Reserved. The information contained herein: (1) is proprietary to Morningstar and/or its content providers; (2) may not be copied or distributed; and (3) is not warranted to be accurate, complete or timely. Neither Morningstar nor its content providers are responsible for any damages or losses arising from any use of this information. Past performance is no guarantee of future results. Investment involves risk including possible loss of the principal amount invested.

Investment involves risk including possible loss of the principal amount invested. Past performance is not a guarantee or a reliable indicator of future results and no guarantee is being made that similar returns will be achieved in the future. The value of shares of the Fund and the income accruing to them, if any, may fall or rise. Investment returns denominated in non-local currency may be exposed to exchange rate fluctuations. In an environment where interest rates may trend upward, rising rates will negatively impact most bond funds, and fixed income securities held by a fund are likely to decrease in value. Bond funds and individual bonds with a longer duration (a measure of the expected life of a security) tend to be more sensitive to changes in interest rates, usually making them more volatile than securities with shorter durations. Investors should consider the investment objectives, risks, charges and expenses carefully before investing. This and other information is contained in the Fund's Singapore Prospectus which is available and can be obtained from our website www.pimco.com.sg, a Fund distributor or the Singapore Representative. Prospective investors should read the Fund's Singapore Prospectus before deciding whether to subscribe for or purchase shares in any of the Funds. Investors may wish to seek advice from a financial adviser before making a commitment to invest and in the event you choose not to seek advice, you should consider whether the investment is suitable for you.

PIMCO Funds: Global Investors Series plc has appointed PIMCO Asia Pte Ltd as the Singapore Representative. This document is issued by PIMCO Asia Pte Ltd (8 Marina View, #30-01, Asia Square Tower 1, Singapore 018960, Registration No. 199804652K). This advertisement or publication has not been reviewed by the Monetary Authority of Singapore. No part of this publication may be reproduced in any form, or referred to in any other publication, without express written permission. Unified management fee is a single fixed Management Fee out of which the fees of the Investment Advisers, the Administrator and Custodian shall be paid, and certain other expenses including the fees of Paying Agents (and other local representatives) in jurisdictions where the Funds are registered. PIMCO is a trademark of Allianz Asset Management of America LLC in the United States and throughout the world. © 2024, PIMCO.