

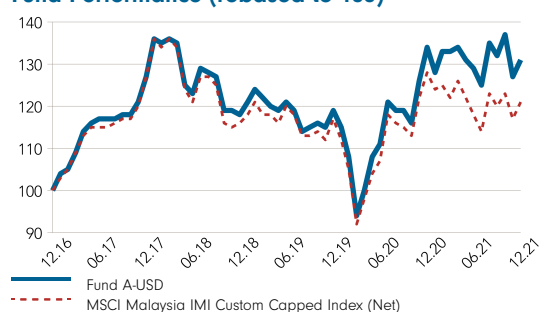
Fidelity Funds - Malaysia Fund

31 Dec 2021

Fund Details

Fund Manager	Madeleine Kuang
Reference Currency	USD
Fund Size	US\$47m
Max. Sales Charge - Cash (On Net Investment Amount)	5.25%
Annual Management Fee	1.50%
Subscription Information	Cash: All share classes
Total No. of Positions	47

Fund Performance (rebased to 100)



Top 10 Positions (%)

Company	Sector	Fund	Index
PUBLIC BANK BHD	Financials	9.8	9.9
CIMB GROUP HOLDINGS BERHAD	Financials	7.5	6.1
MALAYAN BKG BERHAD	Financials	5.0	6.6
KUALA LUMPUR KEPONG BHD	Consumer Staples	4.6	1.6
PETRONAS CHEMICALS GROUP BHD	Materials	4.5	3.7
HONG LEONG BANK BHD	Financials	4.3	2.1
TENAGA NASIONAL BERHAD	Utilities	3.0	3.7
IHH HEALTHCARE BHD	Health Care	2.9	2.2
INARI AMERTRON BHD	Information Technology	2.9	2.0
GENTING BHD	Consumer Discretionary	2.8	1.7

Investment Objective

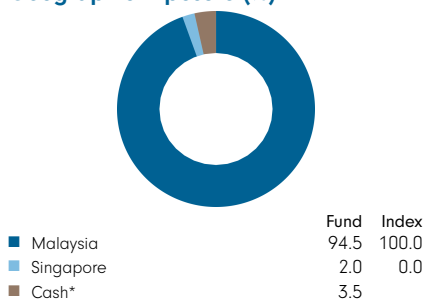
The Fund invests principally in Malaysian equity securities. Malaysia is considered to be an emerging market. The Fund is actively managed. The Investment Manager will, when selecting investments for the Fund and for the purposes of monitoring risk, consider the MSCI Malaysia IMI Custom Capped Index (the "Index") as the Index constituents are representative of the type of companies the Fund invests in. When monitoring risk, the Investment Manager references the Index for the purpose of setting internal guidelines. These guidelines represent overall levels of exposure relative to the Index and do not imply that the Fund will invest in the Index constituents although a substantial portion of the Fund's investments is likely to be part of the Index. Where the Fund invests in securities that are included in the Index, its allocation to those securities is likely to differ from the Index allocation. However, given that the market in which the Fund invests is highly concentrated, the overlap between the Fund's portfolio and the Index is expected to be high. The Fund's performance can be assessed against its Index as the Index constituents are representative of the type of companies the Fund invests in.

Performance (%)

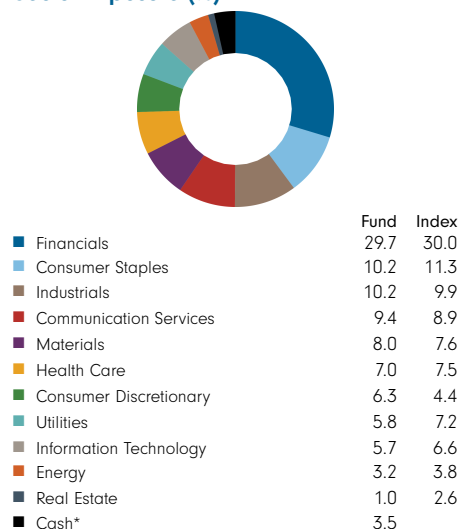
	YTD (cum)	1mth (cum)	3mth (cum)	6mth (cum)	1yr (cum)	3yr (ann)	5yr (ann)	Since Launch (ann)
A-USD	-2.5	3.1	-1.2	1.4	-2.5	3.4	5.5	6.4
With 5% sales charge	-7.4	-2.0	-6.2	-3.7	-7.4	1.7	4.4	6.3
Index (USD)	-5.6	3.2	0.9	2.2	-5.6	1.3	3.8	3.7

Source: Fidelity, NAV-NAV basis, in the respective currencies with dividends re-invested. Returns are annualised for periods greater than 1 year. Please refer to "Share Class Details & Codes" for the launch dates of the respective share classes.

Geographic Exposure (%)



Sector Exposure (%)



Certain unclassified items (such as non-equity investments and index futures/options) are excluded. *Cash refers to any residual cash exposure that is not invested in shares or via derivatives

Fidelity Funds - Malaysia Fund

31 Dec 2021

Measures

(A-USD)	Fund	Index
Annualised Volatility (3 years) (%)	16.29	15.86
Beta (3 years)	1.00	-
Sharpe Ratio (3 years)	0.15	0.02
Price / earnings ratio (x)	18.5	17.4
Price / book ratio (x)	1.6	1.5
Active Money (%)	32.2	-

Index

Market Index: MSCI Malaysia IMI Custom Capped Index (Net)

Index is for comparative purpose only. The same index is used in the positioning tables on this factsheet.

Index until 5 July 2009 was the Kuala Lumpur Stock Exchange Composite Index. Thereafter it is the MSCI Investable Market Index (IMI) Malaysia Index.

Share Class Details & Codes

Share Class	Launch Date	NAV	Bloomberg Ticker	ISIN
A-USD	01 Oct 90	42.61	FIDLMAI LX	LU0048587868

A: distributing share class. Distribution amount not guaranteed.

Calendar Year Performance (%)

	2017	2018	2019	2020	2021
A-USD	26.7	-6.7	1.0	12.4	-2.5
Index (USD)	26.8	-8.5	0.8	9.3	-5.6
With 5% sales charge	20.3	-11.3	-4.0	6.7	-7.4

Source: Fidelity, NAV-NAV basis, in the respective currencies with dividends re-invested. Sales charge may be levied by the distributor at its discretion. The stated returns will be reduced by the corresponding sales charge amount being levied by the distributor.

Definition of Terms

Annualised Volatility is a measure of how variable returns for a fund or comparative market index have been around their historical average. Two funds may produce the same return over a period. The fund whose monthly returns have varied less will have a lower annualised volatility and will be considered to have achieved its returns with less risk.

Beta is a measure of a fund's sensitivity to market movement (as represented by a market index). The beta of the market is 1.00 by definition. A beta of 1.10 shows that the fund could be expected to perform 10% better than the index in up markets and 10% worse in down markets, assuming all other factors remain constant. Conversely, a beta of 0.85 indicates that the fund could be expected to perform 15% worse than the market return during up markets and 15% better during down markets.

Sharpe Ratio is a measure of a fund's risk adjusted performance taking into account the return on a risk-free investment. The ratio allows an investor to assess whether the fund is generating adequate returns for the level of risk it is taking. The higher the ratio, the better the risk-adjusted performance has been. If the ratio is negative, the fund has returned less than the risk-free rate.

Active Money is the sum of the fund's overweight positions (including effective cash) when compared to the market index.

A position combines all equity investments (including derivatives) linked to an issuing company. Derivatives are included on an exposure basis so they reflect the equivalent underlying shares needed to generate the same return. Geographic and sector breakdown tables are calculated using the positions methodology.

FIL Investment Management (Singapore) Limited [FIMSL] (Co. Reg. No.: 199006300E) is a responsible entity for the fund in Singapore. Prospectus of the fund is available from FIMSL or its distributors upon request. Potential investors should read the prospectus before investing. All views expressed and references to specific securities are included for illustration only, and should not be construed as an offer or recommendation. This document is for information only and does not have regard to the specific investment objectives, financial situation and particular needs of the person who may receive it. Potential investor should seek advice from a financial adviser before investing. If that potential investor chooses not to seek advice from a financial adviser, he should consider whether the fund is suitable for him. Past performance of the fund is not indicative of the future performance. Prices can go up and down. The value of the shares of the fund and the income accruing to them may fall or rise. Investors investing in a fund denominated in a non-local currency should be aware of exchange rate risk. The fund is not available to US citizens, residents or greencard holders. This advertisement has not been reviewed by the Monetary Authority of Singapore. Fidelity, Fidelity International, and the Fidelity International logo and F symbol are trademarks of FIL Limited.