

BGF Dynamic High Income Fund
A6 Hedged Singapore Dollar
BlackRock Global Funds



April 2024

Unless otherwise stated, Performance, Portfolio Breakdowns and Net Asset information as at: 30-Apr-2024.

INVESTMENT OBJECTIVE

The Dynamic High Income Fund follows a flexible asset allocation policy that seeks to provide a high level of income. In order to generate high levels of income the Fund will seek diversified income sources across a variety of asset classes, investing significantly in income producing assets such as fixed income transferable securities, including corporate and government issues which may be fixed and floating and may be investment grade, sub-investment grade or unrated, covered call options and preference shares. The Fund will use a variety of investment strategies and may invest globally in the full spectrum of permitted investments including equities, equity-related securities, fixed income transferable securities, units of undertakings for collective investment, cash, deposits and money market instruments. Currency exposure is flexibly managed.

KEY FACTS

Asset Class : Multi Asset
Fund Inception Date : 06-Feb-2018
Share Class Inception Date : 06-Feb-2018
Fund Base CCY : USD
Share Class Currency : SGD
Distribution Frequency : Monthly
Net Assets (mil) : 2,743.83 USD
Morningstar Category : Other Allocation
ISIN : LU1564329461
Bloomberg Ticker : BDHA6SH

CUMULATIVE & ANNUALISED PERFORMANCE

	CUMULATIVE (%)					ANNUALISED (% p.a.)		
	1m	3m	6m	YTD	1y	3y	5y	S.I.
Fund	-1.81	1.18	12.18	1.53	8.65	-1.68	1.72	1.73
Share Class [Max IC Applied]	-6.72	-3.88	6.57	-3.55	3.22	-3.35	0.68	0.90
Base Share Class	-1.73	1.62	13.21	2.14	10.58	-0.61	2.73	2.84
Base Share Class [Max IC applied]	-6.65	-3.46	7.55	-2.96	5.06	-2.29	1.68	2.00

FEES AND CHARGES*

Initial Charge : 5.00%
Annual Management Fee : 1.50%
*For Fee details, please refer to the Fund Prospectus.

PORTFOLIO MANAGERS

Justin Christofel
Alex Shingler

CALENDAR YEAR PERFORMANCE

	2019	2020	2021	2022	2023
Fund	18.77	2.37	9.99	-19.24	11.28

The base share class currency is as indicated in the “Key Facts” section. For hedged currency share classes only, the benchmark reflected is in the base currency.

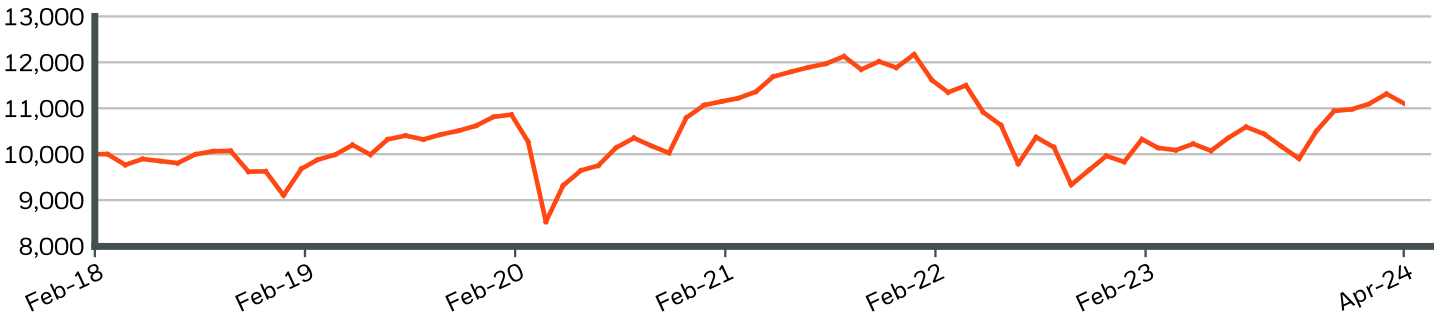
LATEST DISTRIBUTION INFORMATION


Ex Date	Dividend per unit
30-Apr-2024	0.0455 SGD

BGF Dynamic High Income Fund
A6 Hedged Singapore Dollar
BlackRock Global Funds



GROWTH OF 10,000 SINCE LAUNCH



 Fund BGF Dynamic High Income FundA6 Hedged Singapore Dollar

BGF Dynamic High Income Fund

A6 Hedged Singapore Dollar

BlackRock Global Funds



TOP 10 HOLDINGS (%)

ISH MSCI USA Qty Div ESG UCITS ETF	4.91%
ISHARES CORE S&P 500 UCITS ETF (DI	3.08%
ISHARES \$ HIGH YIELD CRP BND ETF \$	1.68%
MSFT SOCIETE GENERALE SA 9.546/7/2024	1.45%
TAIWAN SEMICONDUCTOR MANUFACTURING	0.69%
GOOGL MIZUHO MARKETS CAYMAN LP	0.68%
10.086/7/2024	
MICROSOFT CORP	0.63%
TREASURY (CPI) NOTE 2.375 01/15/2025	0.52%
TREASURY (CPI) NOTE 0.25 01/15/2025	0.52%
AAPL ROYAL BANK OF CANADA 11.614/30/2024	0.50%
Total of Portfolio	14.66%

PORTFOLIO CHARACTERISTICS

5 Years Beta : -

5 Years Volatility : 13.77

Weighted Average Market Capitalization (M) : 282,545 USD

3 Years Volatility : 11.62

3 Years Beta : -

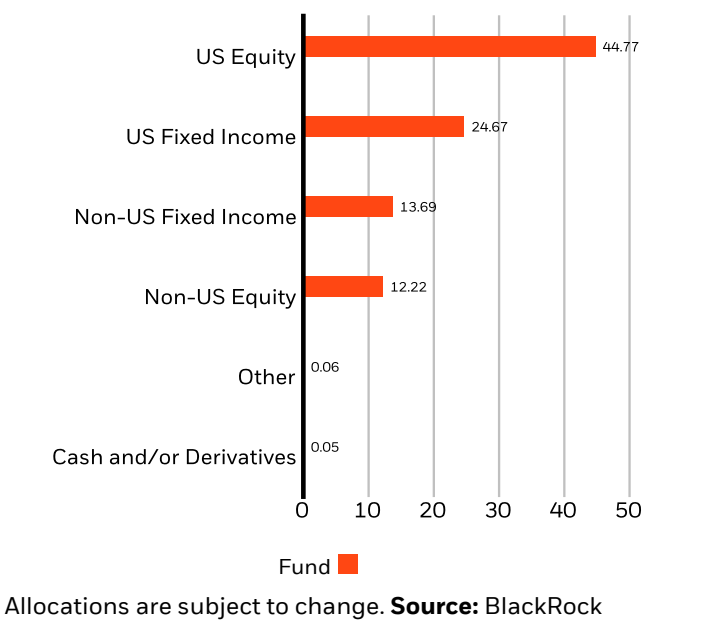
Modified Duration : 1.38

Price to Book Ratio : 1.90x

Price to Earnings Ratio : 15.58x

Number of Holdings : 1,792

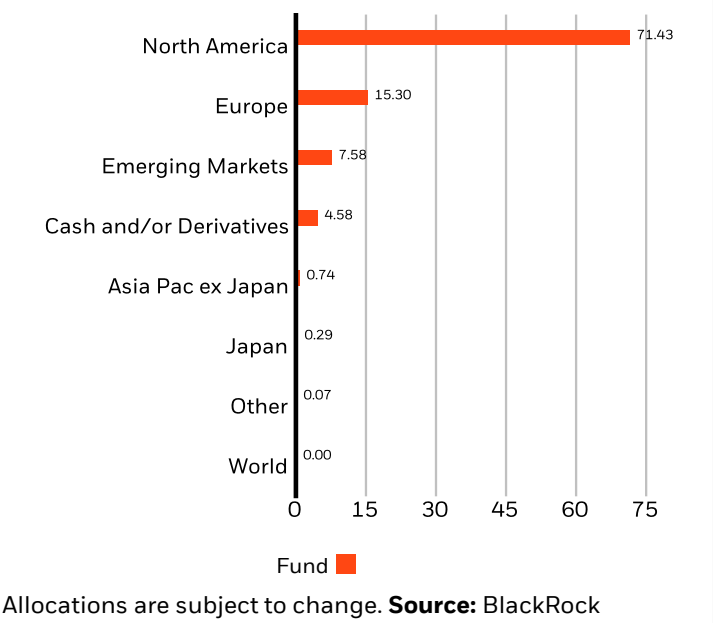
ASSET TYPE BREAKDOWN (%)



GEOGRAPHIC BREAKDOWN (%)

Exposure breakdowns data is unavailable at this time.

REGIONAL EXPOSURE (%)



IMPORTANT INFORMATION:

Prior to 10 April 2023, the Fund was managed by Michael Fredericks, Justin Christofel and Alex Shingler.

Unless otherwise specified, all information as of 09-May-2024.

This advertisement or publication has not been reviewed by the Monetary Authority of Singapore. For distributing share classes, dividends are not guaranteed and may be paid out of capital. Dividend data may not be available on the issue date of this factsheet. Details on distribution may be available on request. Payments on dividends result in a reduction of the NAV per share of the Fund on the ex-dividend date. Actual dividend payout will be subject to the manager's discretion. Fund performance is shown on a NAV to NAV basis on the assumption that all distributions are reinvested, taking into account all charges which would have been payable upon such reinvestment. The Fund may use or invest in financial derivatives. In Singapore, this material is issued by BlackRock (Singapore) Limited (company registration number: 200010143N). This material is for informational purposes only and does not constitute an offer or solicitation to purchase or sell units in the Fund. Sources: BlackRock and Morningstar. Investment involves risk. Past performance is not necessarily a guide to future performance or returns. The value of investments and the income from them can fluctuate and is not guaranteed. Rates of exchange may cause the value of investments to go up or down. Investors may not get back the amount they invest. Individual stock price/figure does not represent the return of the Fund. BlackRock Global Funds (BGF) is an open-ended investment company established in Luxembourg which is available for sale in certain jurisdictions only. BGF is not available for sale in the U.S. or to U.S. persons. Product information concerning BGF should not be published in the U.S. BGF has appointed BlackRock (Singapore) Limited as its Singapore representative and agent for service of process.

Subscriptions in BGF are valid only if made on the basis of the current Prospectus and the Product Highlights Sheet available on our website www.blackrock.com/sg and you must read these documents before you invest. Investors may wish to seek advice from a financial adviser before purchasing units of the Fund. In the event that you choose not to seek advice from a financial adviser, you should consider carefully whether the Fund in question is suitable for you. Any past payout yields and payments are not indicative of future payout yields and payments. Distributions (if any) is not guaranteed and might be changed at the discretion of the Directors or Manager. Distribution may be declared out of income and/or capital of the Fund, in accordance with the prospectus. Such distributions may result in an immediate reduction of the net asset value per unit in the Fund. Some funds may generate a material portion of their payout income from financial derivatives. This may expose the funds to a higher degree of risk. These risks are described in the funds' prospectuses.

© 2024 BlackRock, Inc., All Rights Reserved.

Contact Us

For SG: +65 6411 3000 • www.blackrock.com/sg • APACService@BlackRock.com