

Unless otherwise stated, Performance, Portfolio Breakdowns and Net Asset information as at: 30-Apr-2024.

INVESTMENT OBJECTIVE

The Sustainable Emerging Markets Local Currency Bond Fund seeks to maximise total return in a manner consistent with the principles of environmental, social and governance (“ESG”) focused investing. The Fund invests at least 70% of its total assets in the fixed income transferable securities issued by governments of emerging markets, denominated in the local currency of such emerging markets countries and included within the J.P. Morgan ESG Government Bond Index – Emerging Market Global Diversified.

CUMULATIVE & ANNUALISED PERFORMANCE

	CUMULATIVE (%)					ANNUALISED (% p.a.)		
	1m	3m	6m	YTD	1y	3y	5y	S.I.
Fund	-2.46	-3.60	5.43	-5.44	2.06	-1.47	0.31	-0.17
Benchmark	-2.19	-2.88	4.29	-4.36	2.04	-2.98	-0.21	0.03
Share Class [Max IC Applied]	-7.34	-8.42	0.16	-10.17	-3.04	-3.14	-0.72	-1.06

CALENDAR YEAR PERFORMANCE

	2019	2020	2021	2022	2023
Fund	9.96	3.24	-9.05	-8.73	16.46
Benchmark	11.89	4.00	-9.53	-11.70	14.06

The base share class currency is as indicated in the “Key Facts” section. For hedged currency share classes only, the benchmark reflected is in the base currency.

KEY FACTS

**Asset Class** : Fixed Income  
**Benchmark** : J.P. Morgan ESG- Government Bond Index Emerging Markets Global Diversified (USD)  
**Fund Inception Date** : 09-Jul-2018  
**Share Class Inception Date** : 01-Aug-2018  
**Share Class Currency** : USD  
**Net Assets (mil)** : 470.54 USD  
**Morningstar Category** : Global Emerging Markets Bond - Local Currency  
**SFDR Classification** : Article 8  
**ISIN** : LU1860487765  
**Bloomberg Ticker** : BGELA2U

FEES AND CHARGES\*

**Initial Charge** : 5.00%  
**Annual Management Fee** : 1.00%  
\*For Fee details, please refer to the Fund Prospectus.

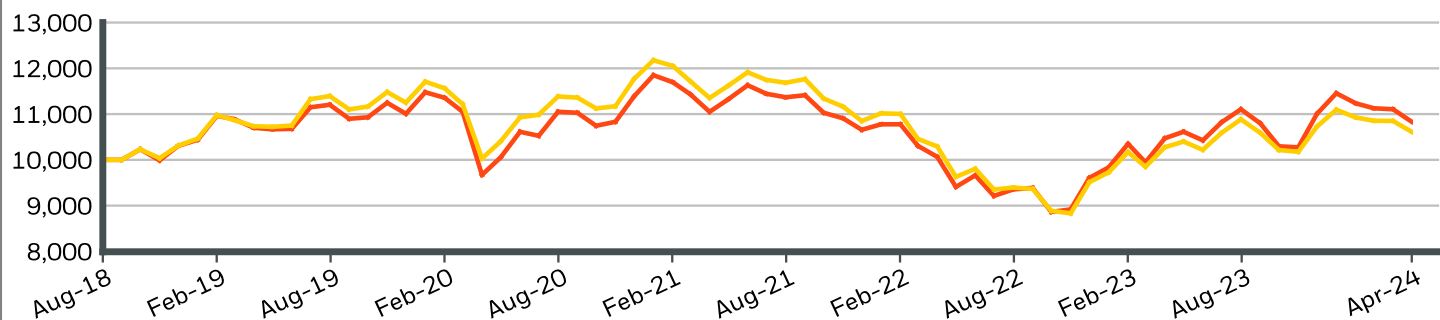
PORTFOLIO CHARACTERISTICS

**Effective Duration** : 6.00 yrs  
**5 Years Beta** : 1.08  
**5 Years Volatility** : 12.74  
**Average Weighted Maturity** : 7.28 yrs  
**3 Years Volatility** : 12.13  
**3 Years Beta** : 1.08  
**Yield To Maturity** : 8.07%  
**Number of Holdings** : 186

PORTFOLIO MANAGERS

Laurent Develay  
Amer Bisat  
Laurent Develay  
Michal Wozniak

**BlackRock**



Fund	BGF Sustainable Emerging Markets Local Currency Bond FundA2 U.S. Dollar
Benchmark	J.P. Morgan ESG-Government Bond Index Emerging Markets Global Diversified (USD)

# BGF Sustainable Emerging Markets Local Currency Bond Fund

## A2 U.S. Dollar

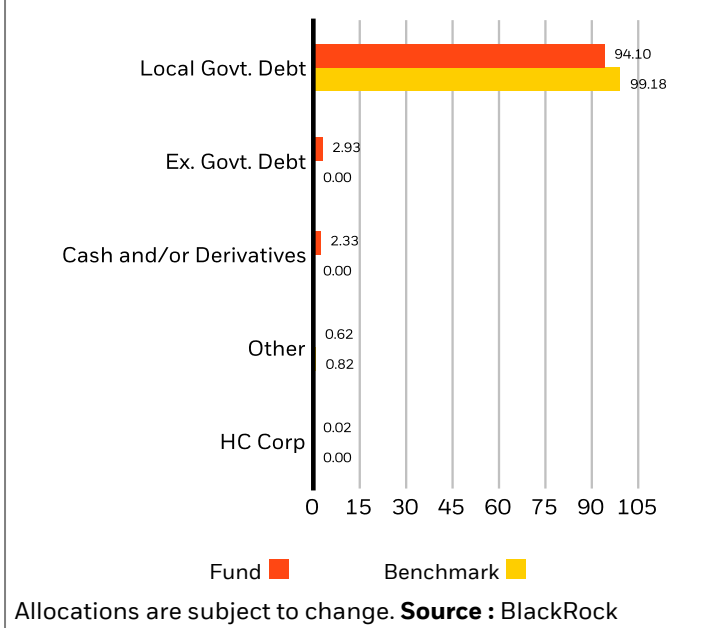
### BlackRock Global Funds

**BlackRock**

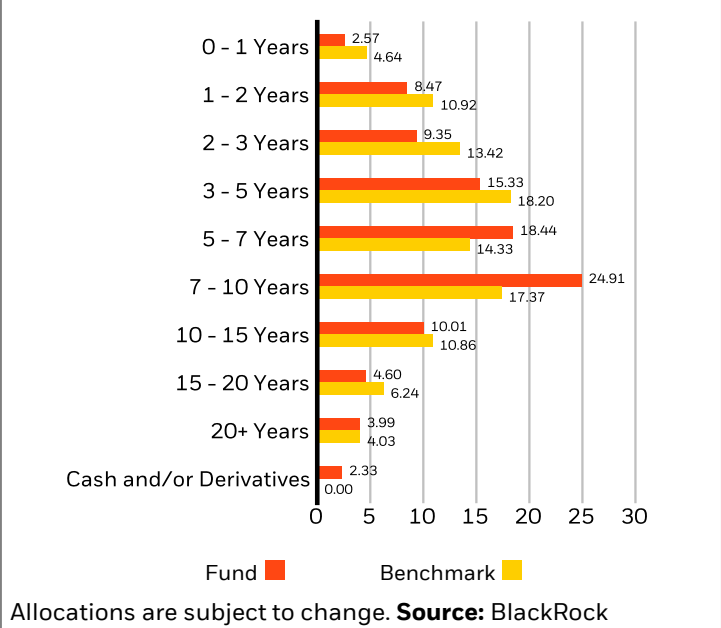
#### TOP 10 HOLDINGS (%)

POLAND (REPUBLIC OF) 6 10/25/2033	3.13%
COLOMBIA (REPUBLIC OF) 7 03/26/2031	2.86%
BRAZIL FEDERATIVE REPUBLIC OF (GOV 10 01/01/2029	2.44%
PERU (REPUBLIC OF) 6.95 08/12/2031	2.27%
BRAZIL FEDERATIVE REPUBLIC OF (GO 10 01/01/2027	1.87%
MEXICO (UNITED MEXICAN STATES) (GO 7.75 05/29/2031	1.85%
BRAZIL FEDERATIVE REPUBLIC OF (GOV 0 01/01/2026	1.78%
SOUTH AFRICA (REPUBLIC OF) 7 02/28/2031	1.61%
SOUTH AFRICA (REPUBLIC OF) 8.25 03/31/2032	1.59%
SOUTH AFRICA (REPUBLIC OF) 8 01/31/2030	1.46%
<b>Total of Portfolio</b>	<b>20.86%</b>

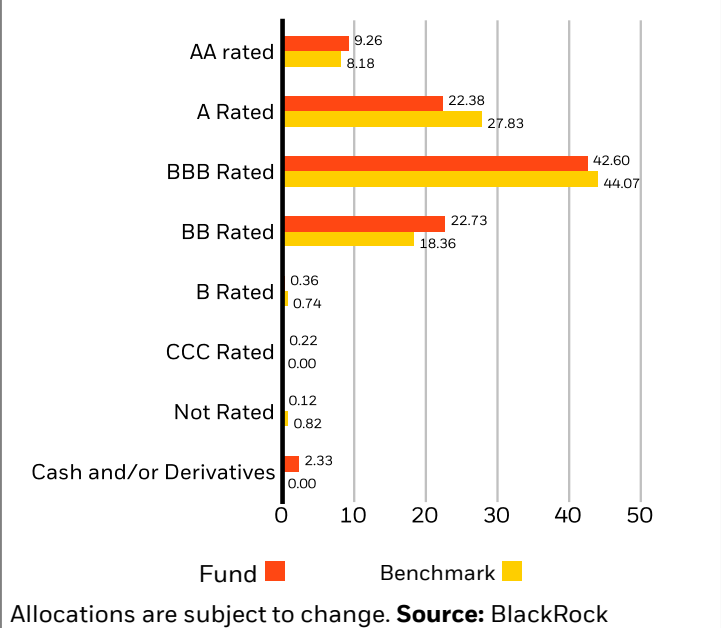
#### SECTOR BREAKDOWN (%)



#### MATURITY BREAKDOWN (%)



#### CREDIT RATINGS (%)



#### Contact Us

For SG: +65 6411 3000 • [www.blackrock.com/sg](http://www.blackrock.com/sg) • [APACService@BlackRock.com](mailto:APACService@BlackRock.com)

**IMPORTANT INFORMATION:**

Unless otherwise specified, all information as of 09-May-2024.

This advertisement or publication has not been reviewed by the Monetary Authority of Singapore. For distributing share classes, dividends are not guaranteed and may be paid out of capital. Dividend data may not be available on the issue date of this factsheet. Details on distribution may be available on request. Payments on dividends result in a reduction of the NAV per share of the Fund on the ex-dividend date. Actual dividend payout will be subject to the manager's discretion. Fund performance is shown on a NAV to NAV basis on the assumption that all distributions are reinvested, taking into account all charges which would have been payable upon such reinvestment. The Fund may use or invest in financial derivatives. In Singapore, this material is issued by BlackRock (Singapore) Limited (company registration number: 200010143N). This material is for informational purposes only and does not constitute an offer or solicitation to purchase or sell units in the Fund. Sources: BlackRock and Morningstar. Investment involves risk. Past performance is not necessarily a guide to future performance or returns. The value of investments and the income from them can fluctuate and is not guaranteed. Rates of exchange may cause the value of investments to go up or down. Investors may not get back the amount they invest. Individual stock price/figure does not represent the return of the Fund. BlackRock Global Funds (BGF) is an open-ended investment company established in Luxembourg which is available for sale in certain jurisdictions only. BGF is not available for sale in the U.S. or to U.S. persons. Product information concerning BGF should not be published in the U.S. BGF has appointed BlackRock (Singapore) Limited as its Singapore representative and agent for service of process.

Subscriptions in BGF are valid only if made on the basis of the current Prospectus and the Product Highlights Sheet available on our website [www.blackrock.com/sg](http://www.blackrock.com/sg) and you must read these documents before you invest. Investors may wish to seek advice from a financial adviser before purchasing units of the Fund. In the event that you choose not to seek advice from a financial adviser, you should consider carefully whether the Fund in question is suitable for you. Any past payout yields and payments are not indicative of future payout yields and payments. Distributions (if any) is not guaranteed and might be changed at the discretion of the Directors or Manager. Distribution may be declared out of income and/or capital of the Fund, in accordance with the prospectus. Such distributions may result in an immediate reduction of the net asset value per unit in the Fund. Some funds may generate a material portion of their payout income from financial derivatives. This may expose the funds to a higher degree of risk. These risks are described in the funds' prospectuses.

© 2024 BlackRock, Inc., All Rights Reserved.

**Contact Us**

For SG: +65 6411 3000 • [www.blackrock.com/sg](http://www.blackrock.com/sg) • [APACService@BlackRock.com](mailto:APACService@BlackRock.com)