

Schroders

Schroder International Selection Fund Asian Bond Total Return

A Accumulation SGD Hedged | Data as at 31.03.2024

Fund objectives and investment policy

The fund aims to provide capital growth and income by investing in bonds issued by governments and companies in Asia.

This fund may use financial derivative instruments as a part of the investment process. Derivatives carry a high degree of risk and should only be considered by sophisticated investors.

This fund does not have the objective of sustainable investment or binding environmental or social characteristics as defined by Regulation (EU) 2019/2088 on Sustainability-related Disclosures in the Financial Services Sector (the "SFDR"). Any references to the integration of sustainability considerations are made in relation to the processes of the investment manager or the Schroders Group and are not specific to the fund.

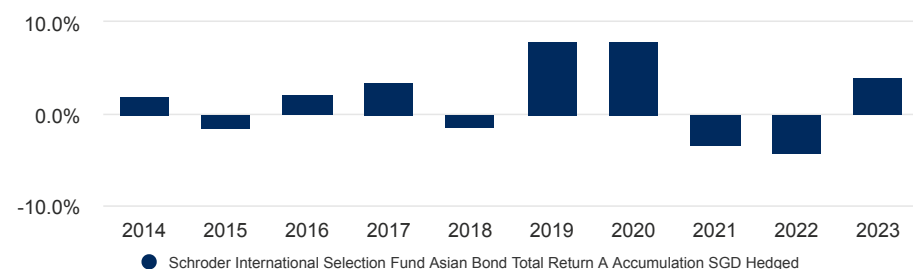
Past Performance is not a guide to future performance and may not be repeated. The value of investments and the income from them may go down as well as up and investors may not get back the amounts originally invested. Exchange rate changes may cause the value of investments to fall as well as rise. Performance data does not take into account any commissions and costs, if any, charged when units or shares of any fund, as applicable, are issued and redeemed.

Share class performance (%)

Performance (%)	1 month	3 months	6 months	YTD	1 year	3 years	5 years	10 years
Fund (bid to bid)	0.3	0.6	3.3	0.6	3.5	0.3	9.1	18.0
Fund (offer to bid)	-2.7	-2.4	0.2	-2.4	0.4	-2.7	5.8	14.5

Annualized performance (%)	3 years	5 years	10 years
Fund (bid to bid)	0.1	1.8	1.7
Fund (offer to bid)	-0.9	1.1	1.4

Performance over 10 years (%)



Past performance and any forecasts are not necessarily a guide to the future or likely performance.

The value of investments and income from them can go down as well as up and is not guaranteed. The distributions are not guaranteed. Ordinarily, they will be reviewed annually. In the event of the Fund's income and realised gains being less than indicated distribution amount per unit per annum, distributions will be made from capital. Investors should be aware that the distributions may exceed the income and realised gains of the Fund at times and lead to a reduction of the amount originally invested, depending on the date of initial investment. Where 'since inception' performance figures are stated, please note that the inception date is the same as the share class launch date under 'Fund Facts'.

Fund facts

Fund manager	Julia Ho Chow Yang Ang
Managed fund since	28.02.2018 ; 28.02.2018
Fund management company	Schroder Investment Management (Europe) S.A.
Domicile	Luxembourg
Fund launch date	16.10.1998
Share class launch date	09.05.2008
Fund base currency	USD
Share class currency	SGD
Fund size (Million)	USD 156.56
Number of holdings	197
Unit NAV	SGD 11.9927
Dealing frequency	Daily
Distribution rate	No Distribution
Distribution frequency	No Distribution

Fees & expenses

Initial sales charge up to	3.00%
Annual management fee	1.000%
Ongoing charge	1.39%
Redemption fee up to	0.00%

Purchase details

Minimum initial subscription	EUR 1,000 ; USD 1,000 or their near equivalent in any other freely convertible currency.
------------------------------	--

Codes

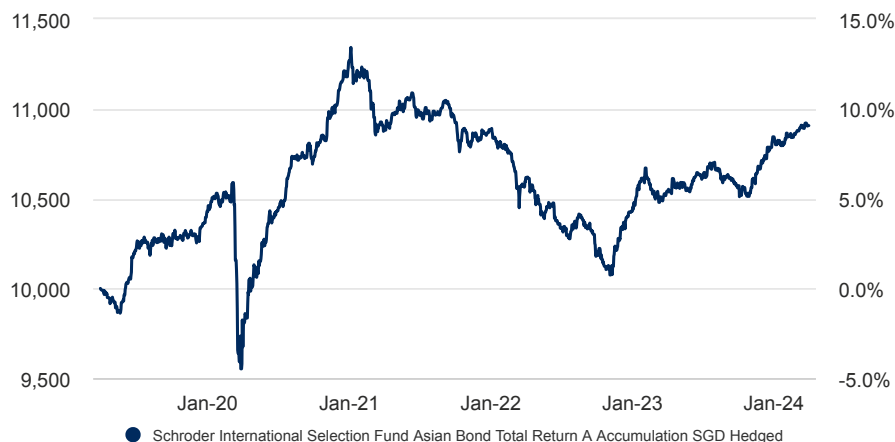
ISIN	LU0358858032
Bloomberg	SCHABHA LX
SEDOL	B2QYCK3
Reuters code	LU0358858032.LUF

Schroders

Schroder International Selection Fund Asian Bond Total Return

A Accumulation SGD Hedged | Data as at 31.03.2024

Return of SGD 10,000



Risk statistics & financial ratios

	Fund
Annual volatility (%) (3y)	3.0
Effective duration (years)	3.5
Current yield (%)	4.0
Yield to maturity	5.4

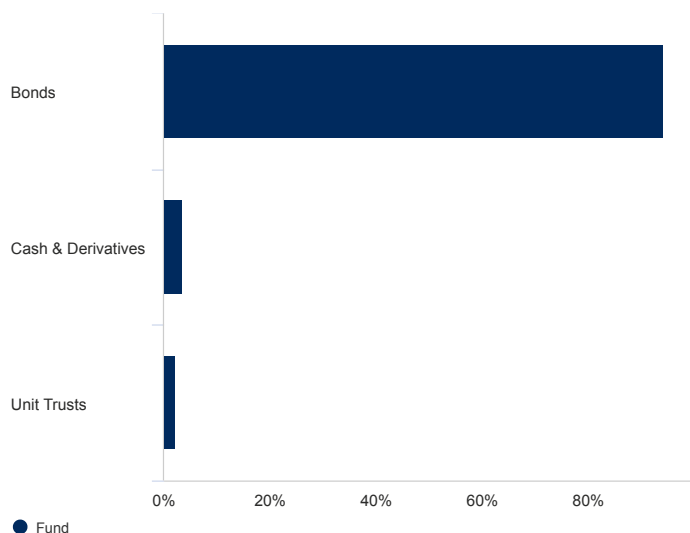
Source: Morningstar. The above ratios are based on bid to bid price based performance data.

The chart is for illustrative purposes only and does not reflect an actual return on any investment.

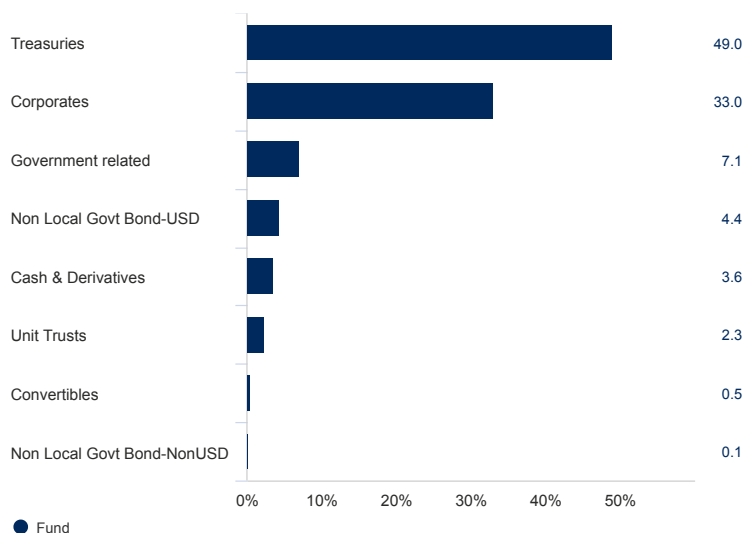
Returns are calculated bid to bid (which means performance does not include the effect of any initial charges), net income reinvested, net of fees.

Asset allocation

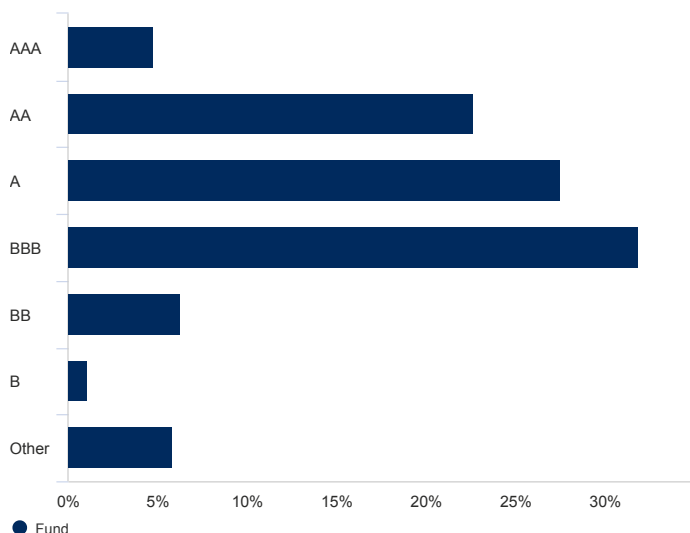
Asset class (%)



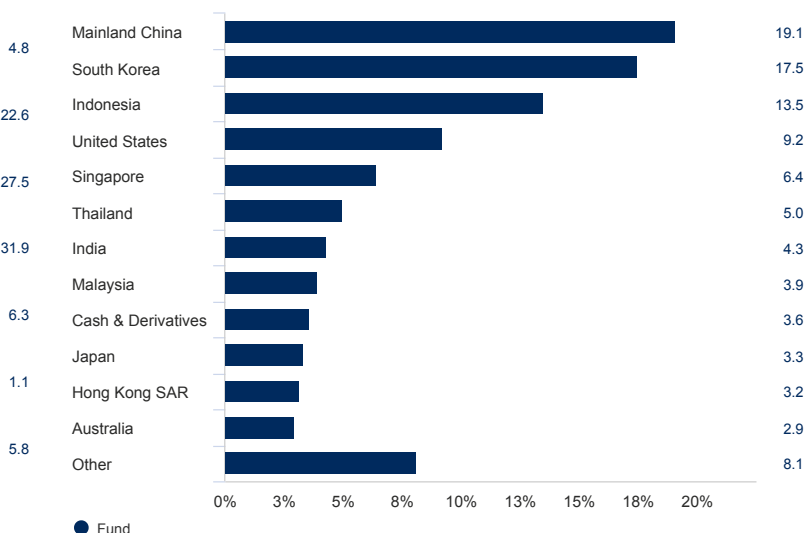
Sector (%)



Credit quality (%)



Geographical breakdown (%)

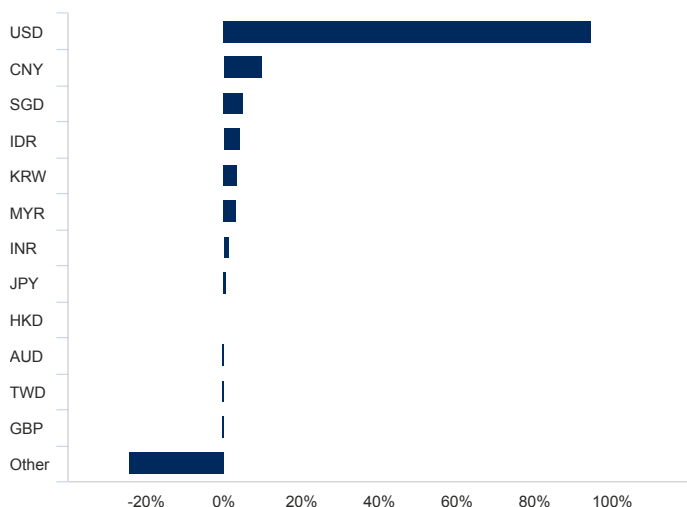


Schroders

Schroder International Selection Fund Asian Bond Total Return

A Accumulation SGD Hedged | Data as at 31.03.2024

Currency (%)



Top 10 holdings (%)

Holding name	%
INDONESIA (REPUBLIC OF) FR 101 6.875 15-APR-2029	7.2
KOREA (REPUBLIC OF) 1.875 10-DEC-2024	5.2
TREASURY NOTE 2.875 15-JUN-2025	5.0
TREASURY NOTE 4.75 31-JUL-2025	3.9
KOREA (REPUBLIC OF) 3.375 10-JUN-2032	3.3
CHINA DEVELOPMENT BANK NONDMUNI 3.3 03-MAR-2026	2.7
SINGAPORE (REPUBLIC OF) 1.625 01-JUL-2031	2.7
INDONESIA (REPUBLIC OF) FR81 6.5 15-JUN-2025	2.4
CHINA PEOPLES REPUBLIC OF (GOVERNMENT) 4.08 22-OCT-2048	2.3
SISF CHINA LOCAL CCY BD USD I ACC IBH	2.3

Source: Schroders. Top holdings and asset allocation are at fund level. Derivatives are displayed on the notional basis of the underlying exposure where possible. Due to the different treatment of derivative types, the allocation to Liquid Assets may vary between each chart. Please note: Others stated in the ratings breakdown may include Unit Trusts, Cash and Derivatives. For illustrative purposes only and does not constitute any recommendations to invest in the above-mentioned security/sector/country.

Contact information

Schroder Investment Management (Europe) S.A.
5, rue Höhenhof
Sennigerberg
Luxembourg
L-1736
Tel: +352 341 342 202
Fax: +352 341 342 342

Schroder Investment Management (Singapore) Ltd
138 Market Street
#23-01 CapitaGreen Singapore 048946
Tel: (65) 6534 4288
Fax: (65) 6536 6626

For your security, all telephone calls are recorded
Schroders Reg No 199201080H

Benchmark and corporate action information

On 01.12.2011 the LIBOR 3 Months replaced the Citi US Treasury / Agency TR. The full track record of the previous index has been kept and chainlinked to the new one. On 01.03.2018 the 50% Markit iBoxx Asian Local Currency + 50% JP Morgan Asian Credit replaced the LIBOR 3 Months. The full track record of the previous index has been kept and chainlinked to the new one. On 01.12.2011 the USDSGD 3 Month Offshore Forward Points replaced the Citi Treasury / Agency TR. The full track record of the previous index has been kept and chainlinked to the new one. On 01.03.2018 the 50% Markit iBoxx Asian Local Currency + 50% JP Morgan Asian Credit replaced the USDSGD 3 Month Offshore Forward Points. The full track record of the previous index has been kept and chainlinked to the new one. Performance achieved during this period was achieved in circumstances that no longer apply. The fund's objectives and investment policy were changed in March 2018. Benchmark names in this document may be abbreviated. Please refer to the funds' legal documents for the full benchmark name. On 01.03.2018 Schroder ISF Asian Bond Absolute Return changed its name to Schroder ISF Asian Bond Total Return. With effect from 01.08.2010 Schroder ISF Asian Bond changed its name to Schroder ISF Asian Bond Absolute Return.

Benchmarks: (If applicable)

Some performance differences between the fund and the benchmark may arise because the fund performance is calculated at a different valuation point from the benchmark. The fund is not managed with reference to a benchmark. The comparator benchmark has been selected because the investment manager believes that the benchmark is a suitable comparison for performance purposes given the fund's investment objective and policy. The index referenced herein (the "Index") is the proprietary property of Markit North America, Inc., Markit Indices GmbH, Markit Equities Limited and/or its affiliates ("Index Provider") and has been licensed for use in connection with the fund (or other investment vehicle) or securities referenced herein ("Fund"). The Fund is not sponsored, endorsed or promoted by the Index Provider and the Index Provider does not make any warranties or representations on the accuracy, fitness or purpose or results to be obtained by using the Index and disclaims all liabilities in this regard. The Index provided by IHS Markit is subject to disclaimer currently available here (and as updated by IHS Markit from time to time): <https://ihsmarkit.com/Legal/disclaimers.html> and/or in the prospectus for the Fund.

Schroders

Schroder International Selection Fund Asian Bond Total Return

A Accumulation SGD Hedged | Data as at 31.03.2024

Source and ratings information

Source of all performance data, unless otherwise stated: Morningstar, bid to bid, net income reinvested, net of fees.

Important information

This advertisement or publication has not been reviewed by the Monetary Authority of Singapore.

Schroder International Selection Fund (the "Company"), a Luxembourg-registered open-ended investment company, is the responsible person for the Company's sub-funds (each, a "Fund" and collectively, the "Funds") recognised under Section 287 of the Securities and Futures Act of Singapore, and has appointed Schroder Investment Management (Singapore) Ltd as its Singapore corporate representative in this regard. This document does not constitute an offer to anyone, or a solicitation by anyone, to subscribe for shares in any Fund. Nothing in this document should be construed as advice or a recommendation to buy or sell shares in any Fund. This document is published for information and general circulation only and does not have any regard to the specific investment objectives, financial situation and the particular needs of any specific person who may receive this document. Investors should seek independent advice from a financial advisor before investing in shares of any Fund. Subscriptions in shares of any Fund can only be made on the basis of its latest Product Highlights Sheet and prospectus, copies of which can be obtained from Schroder Investment Management (Singapore) Ltd. or its distributors. Investors need to read the Product Highlights Sheet and the prospectus of each Fund carefully before investing. Investors also should consider each Fund's investment objective, risks, charges and expenses carefully before investing. Investments in any Fund involves risks which are fully described in the Fund's prospectus. Past performance of each Fund or the managers, and any economic and market trends or forecast, are not necessarily indicative of the future or likely performance of the Fund or the manager. The value of shares of each Fund, and the income accruing to the shares, if any, of the Fund, may fall as well as rise and investors may not get back the full amount invested. Investors investing in a Fund denominated in a non-local currency should be aware of exchange rate risks. The views and opinions expressed in this document may change without notice. This document is issued by Schroder Investment Management (Europe) S.A., R.C.S. Luxembourg: B 37.799, 5, rue Höhenhof, L-1736 Senningerberg.

In case of discrepancy between the English and Chinese versions, the English version shall prevail.

Third party data is owned or licensed by the data provider and may not be reproduced or extracted and used for any other purpose without the data provider's consent. Third party data is provided without any warranties of any kind. The data provider and issuer of the document shall have no liability in connection with the third party data. The Prospectus and/or www.Schroders.com contains additional disclaimers which apply to the third party data.

With effect from 3 March 2022, the Manager's order execution and placement policy may be accessed on the Manager's website.