

Aviva Investors - Global High Yield Bond Fund

Am USD Inc



ISIN	BLOOMBERG	ASSET CLASS	NAV	FUND SIZE	AS AT
LU0752094010	AVGHYAX LX	Fixed Income	7.85 USD	USD 3791.86m	30 Apr 2024

Fund overview

Objective: To earn income and increase the value of the Shareholder's investment, while outperforming the Bloomberg Global High Yield Excl CMBS & EMG 2% Cap Index over the long term (5 years or more).

Investments: The Sub-Fund invests mainly in high yield bonds issued by corporations anywhere in the world, with an emphasis on North America and Europe. Specifically, at all times, the Sub-Fund invests at least two-thirds of total net assets (excluding ancillary liquid assets, eligible deposits, money market instruments and money market funds) in bonds that are rated below BBB- by Standard and Poor's or Baa3 by Moody's, or are unrated. The Sub-Fund does not invest in shares or other participation rights, or in convertible securities.

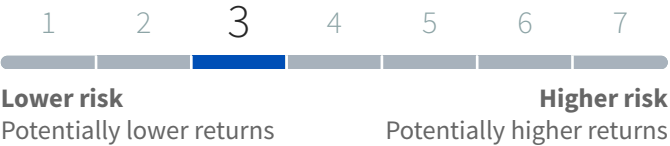
Strategy: The investment process includes consideration of environmental, social and governance (ESG) criteria. The Investment Manager will exclude direct investments in companies which manufacture products that seek to do harm when used as intended. The Investment Manager actively makes the investment selection decisions for the Fund.

For further information on Sustainability Risk please refer to the Sustainable Finance Disclosure section

Key facts

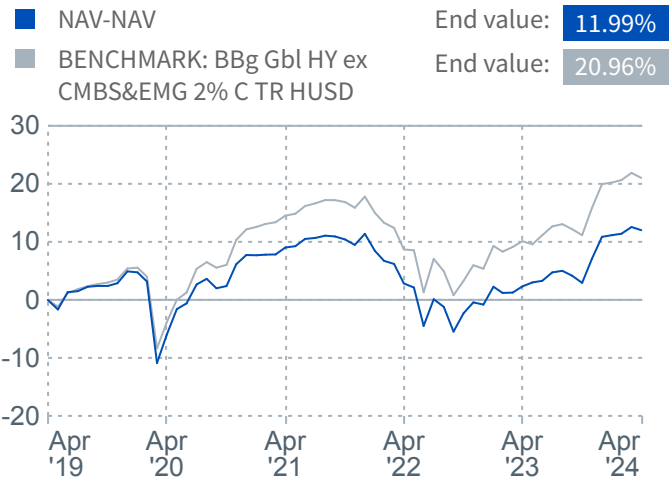
Fund Managers	Sunita Kara since 12/08/2013 Brent Finck since 20/05/2013 Sau Mui since 12/07/2022
Legal Form	Société d'investissement à Capital Variable Luxembourg
Domicile	
Share Class Inception Date	08/03/2012
Fund launch date	22/09/2008
Hedged Share Class Flag	No
Entry fees (max.)	5.00%
Exit charge (max.)	None
Ongoing Charges	1.34% (as at 31/12/2023)
Management Fee (max.)	1.20%
Performance fee (max.)	None
SFDR Classification	Article 8

Risk measurement (As at 05th Feb 2024)

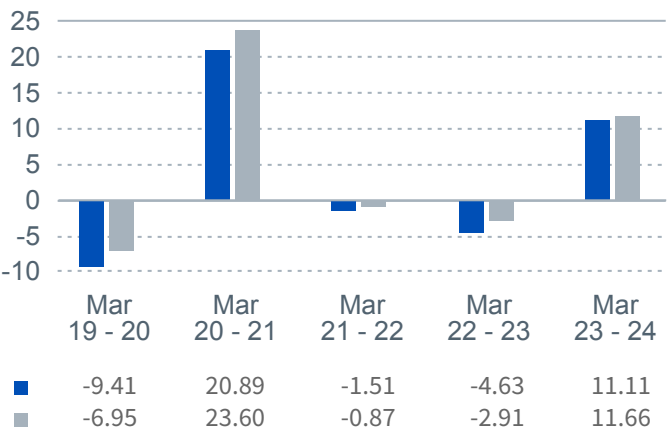


The indicator is based on historical data and may not be a reliable indication of the future risk profile. The category shown may change over time. The lowest category does not mean 'risk free'

Cumulative performance (%) (last 5 years, if applicable)



Rolling annual net performance (%)



Past performance is not a guide to future performance.

Performance basis: Measured on a NAV-NAV and NAV-NAV (net of charges) basis. NAV-NAV is calculated on a single pricing basis gross of tax payable by the Fund, with income reinvested taking into account all charges which would have been payable upon re-investment. NAV-NAV (net of charges) additionally take into account any initial charges (using max. 5% as an illustration) and redemption fees (0%).

Volatility (%)^{*}

	Mar 19 - 20	Mar 20 - 21	Mar 21 - 22	Mar 22 - 23	Mar 23 - 24
■	14.73	7.45	4.20	11.40	5.30
■	12.89	6.64	4.00	12.09	5.45

Cumulative

	1M	3M	6M	YTD	1Y
NAV-NAV	-0.48	0.77	8.79	1.03	9.44
NAV-NAV (Net of charges)	-5.45	-4.27	3.35	-4.02	3.96
Benchmark	-0.71	0.66	8.84	0.89	9.87

Annualised

	3Y	5Y	Since inception
NAV-NAV	0.90	2.29	4.05
NAV-NAV (Net of charges)	-0.81	1.25	3.61
Benchmark	1.85	3.88	5.60

Past performance is not a guide to future performance.

*The Fund is expected to operate with lower volatility than the Benchmark over the long term.

The Fund's performance is compared against and the Fund aims to outperform the Bloomberg Global High Yield Excl CMBS & EMG 2% Cap (the "Benchmark" or the "Index").

Basis of performance is described on page 1.

Portfolio stats

	As at Apr 24	1 Year	3 Years	5 Years
Annualised volatility (%)	-	5.47	7.65	9.61
Tracking error (%)	-	1.74	1.51	1.61
Yield to maturity (%)¹	8.48	-	-	-
Modified duration¹	3.74	-	-	-
Credit rating¹	B1	-	-	-
Time to maturity¹	8.19 years	-	-	-
Spread duration¹	3.29	-	-	-

¹ Source: Aviva Investors, all other data is Morningstar unless stated otherwise.

Fund breakdown by sector

Sector	Fund (%)	Relative to benchmark (%)
Consumer Cyclical	21.16	+0.32
Communications	11.52	-3.45
Consumer Non-Cyclical	11.40	-0.16
Energy	9.51	+0.18
Capital Goods	9.29	-0.36
Other Financial Institutions	6.36	+2.94
Basic Industry	6.25	+1.05
Banking	5.25	+1.54
Technology	3.32	-2.63
Other	11.31	-4.05

Source: Aviva Investors, all other data is Morningstar unless stated otherwise.

The fund breakdown by sector shown in the factsheet excludes cash and equivalents.

Fund breakdown by country

Country	Fund (%)
United States	58.48
United Kingdom	9.84
France	7.32
Canada	4.15
Germany	4.01
Italy	3.71
Spain	3.51
Netherlands	3.35
Australia	1.53
Other	4.10

The fund breakdown by country shown in the factsheet excludes cash and equivalents.

Credit rating

Rating	Fund (%)	Relative to benchmark (%)
AAA	0.94	+0.94
AA	0.37	+0.37
BBB	2.79	+2.67
BB	42.93	-9.15
B	37.97	+1.08
CCC	10.33	+0.40
CC	0.63	-0.32
C	0.00	-0.01
D	0.00	-0.03
Not Rated, Other & Cash	3.82	+3.82

Source: Aviva Investors, all other data is Morningstar unless stated otherwise.

Top holdings

	Company	Sector	Fund (%)
1	Ishares \$ High Yield Corp Bond Uci	Pooled Investments	1.22
2	Emerald Debt Merger Sub Llc Regs	Capital Goods	0.90
3	Equipmentsharecom Inc 144A	Capital Goods	0.86
4	Olympus Wtr Us Hldg Corp Sr Regs	Basic Industry	0.77
5	Cco Holdings Llc 144A	Communications	0.76
6	Allied Universal Holdco Llc 144A	Consumer Cyclical	0.71
7	Venture Global Lng Inc 144A	Energy	0.71
8	Domtar Corp 144A	Basic Industry	0.69
9	Ishares High Yield Corp Bond Uci	Pooled Investments	0.68
10	Verde Purchaser Llc 144A	Basic Industry	0.64

Source: Aviva Investors, all other data is Morningstar unless stated otherwise.
Basis: Excludes cash, cash equivalents, futures and government bonds.

Currency breakdown

Currency	Fund (%)	Relative to benchmark (%)
Swiss Franc	0.00	-0.02
Euro	30.73	+9.79
Sterling	6.87	+4.11
Norwegian Krone	0.00	-0.01
US Dollar	62.17	-14.11

Source: Aviva Investors, all other data is Morningstar unless stated otherwise.
Basis: Excludes cash and unassigned.

Sustainable Finance Disclosure

Sustainability Risk indicators are considered alongside a range of financial and non-financial research, with no specific limits imposed, therefore the Investment Manager retains discretion over which investments are selected. This product does not have a sustainable investment objective and the investment manager will consider the adverse impacts of an investment to the extent they are financially material. *For further information please refer to the prospectus and our website.*

Fund risks

Investment Risk

The value of an investment and any income from it can go down as well as up. Investors may not get back the original amount invested.

Credit and interest rate risk

Bond values are affected by changes in interest rates and the bond issuer's creditworthiness. Bonds that offer the potential for a higher income typically have a greater risk of default.

Derivatives Risk

Investments can be made in derivatives, which can be complex and highly volatile. Derivatives may not perform as expected, meaning significant losses may be incurred.

Investor in funds

Investments can be made in other funds; this could mean the overall charges are higher.

Illiquid Securities Risk

Some investments could be hard to value or to sell at a desired time, or at a price considered to be fair (especially in large quantities). As a result their prices can be volatile.

Sustainability Risk

The level of sustainability risk may fluctuate depending on which investment opportunities the Investment Manager identifies. This means that the fund is exposed to Sustainability Risk which may impact the value of investments over the long term.

Full information on risks applicable to the Fund are in the Prospectus and the Product Highlight Sheet (PHS).

Glossary

Annualised performance

An annualised total return is the geometric average amount of money earned by an investment each year over a given time period.

Volatility (%)

A measure of the fund's dispersion of returns. A higher volatility implies that a fund's return is spread over a larger range of values whilst a lower volatility implies that a fund's return is spread over a smaller range of values.

Distribution yield

This reflects the amount that is expected to be distributed over the next 12 months as a percentage of the share price of the fund on the date shown. It does not include the deduction of entry charges and is the gross return before tax on distributions. You may be subject to further tax on your distributions. The yield is not guaranteed.

Entry fee

A one-off charge may be taken from your money before it is invested. The charge is usually a percentage of the amount invested and is additional to the price paid for the units/shares. The entry charge is deducted from the investment before units/shares are bought and is also known as the "initial charge".

Exit charge

A one-off charge levied on redemption of units/shares before the proceeds of your investment are paid out. This is also known as a "redemption charge".

Ongoing charge

The ongoing charge figure represents the costs you can expect to pay annually based on last year's expenses. The ongoing charges figure is made up of various elements such as the fund management fee, professional fees, audit fees and custody fees. Performance fees (if payable) are not included in this figure.

Performance fee

The percentage of any outperformance of the hurdle rate and/or benchmark that will be taken as a performance fee.

Tracking error (%)

A measure of how closely the fund follows its benchmark. A passive fund should have a tracking error close to zero, while an actively managed fund would normally have a higher tracking error.

NAV

NAV is typically an End Of Day valuation using close of market prices to value the individual securities with the portfolio or fund, rolling up to a total portfolio or fund level.

Underlying yield

This reflects the annualised income net of expenses of the fund as a percentage of the share price of the fund on the date shown. It does not include the deduction of entry charges and is the gross return before tax on distributions.

Time to Maturity

This shows the time remaining to maturity of the bonds held by the fund. Generally, the longer the duration of a holding is, the greater the price's sensitivity to any changes in interest rates.

Credit Rating

Independent ratings agencies assign different ratings to bonds depending on the bond issuers' financial strength and their outlook as well as their ability to pay interest on time and meet all of their liabilities. We use appropriate industry recognised ratings as detailed in source notes.

Modified duration

A calculation that expresses the measurable change in the value of a security in response to a change in interest rates.

Spread Duration

The Spread Duration measures the sensitivity of a security's price to changes in its Option Adjusted Spread (OAS) relative to the Treasury Curve.

Management Fee

The management fee is fixed rate charge to cover the costs of managing the investments of the fund. It accrues daily based on a percentage of the fund's net asset value and deducted from the fund's assets.

Important information

The source for all performance, portfolio and fund breakdown data is Morningstar unless indicated otherwise.

All data is as at the date of the Factsheet, unless indicated otherwise.

For share classes that have not yet completed 5 years, the cumulative performance chart will start from the first full month.

This Aviva Investors - Global High Yield Bond Fund ("Fund") is a sub-fund under Aviva Investors, which is a société d'investissement à capital variable (SICAV) incorporated in Luxembourg and qualifying as an Undertaking for Collective Investment in Transferable Securities (UCITS) under Luxembourg law. The Fund is recognised for retail distribution in Singapore under Section 287 of the Securities and Futures Act (Chapter 289 of Singapore). Some of the share classes of this Fund are only available to Institutional investors as set out in the offering document. The Fund has appointed Aviva Investors Asia Pte Ltd ("AIAPL"), a company incorporated in Singapore with registration number 200813519W, as its Singapore

Representative. The Singapore Prospectus and Product Highlights Sheet (collectively, the "offering documents") for the Fund are available and a copy of them may be obtained from AIAPL at 138 Market Street, Capitagreen #05-01, Singapore 048946 or its authorised distributors. You should read the offering documents (including the "Risk Factors" section) before deciding whether to subscribe or purchase units in the Fund.

An investment in the Fund is subject to investment risks, including the possible loss of the principal amount invested. The value of the units in the Fund and the income accruing to the units, if any, may fall or rise. Past performance of the Fund is not necessarily indicative of its future performance and may be lower. A potential investor should seek professional or financial advice before deciding whether to invest in the Fund.

This document / advertisement has not been reviewed by the Monetary Authority of Singapore. It is prepared by Aviva Investors Global Services Limited (registered in England No.1151805, registered office: 80 Fenchurch Street, London EC3M 4AE) who is authorised and regulated by the Financial Conduct Authority and a member of the Investment Association.

Bloomberg® and Bloomberg Pan European High Yield, 2% constrained Index (the "Benchmark" or the "Index") are service marks of Bloomberg Finance L.P. and its affiliates, including Bloomberg Index Services Limited ("BISL"), the administrator of the index (collectively, "Bloomberg") and have been licensed for use for certain purposes by Aviva Investors. Bloomberg is not affiliated with Aviva Investors and Bloomberg does not approve, endorse, review, or recommend the, Aviva Investors Global High Yield Bond Fund. Bloomberg does not guarantee the timeliness, accurateness, or completeness of any data or information relating to Aviva Investors Global High Yield Bond Fund.