

**FIDELITY FUNDS  
(THE "FUND")**

**FIRST SUPPLEMENTARY SINGAPORE PROSPECTUS DATED 5 JANUARY 2022**

A copy of this First Supplementary Singapore Prospectus has been lodged with the Monetary Authority of Singapore who takes no responsibility for its contents.

This First Supplementary Singapore Prospectus is lodged pursuant to Section 298 of the Securities and Futures Act (Chapter 289 of Singapore) and is supplemental to the Singapore prospectus registered by the Authority on 17 November 2021 (the "**Singapore Prospectus**") relating to the Fund.

Terms used in this First Supplementary Singapore Prospectus will have the meaning and construction ascribed to them in the Singapore Prospectus and references to "paragraph" (unless otherwise indicated) are to the paragraphs of the Singapore Prospectus. This First Supplementary Singapore Prospectus is to be read and construed in conjunction and as one document with the Singapore Prospectus and should not be distributed without the Singapore Prospectus.

This First Supplementary Singapore Prospectus sets out the amendments made to the Singapore Prospectus to reflect a change to the investment objective of Fidelity Funds – Sustainable Asian Bond Fund.<sup>1</sup>

The Singapore Prospectus is amended as follows:

1. The row "Fidelity Funds – Sustainable Asian Bond Fund" appearing in the "Bonds Sub-Funds" table in paragraph 5.1 is deleted in its entirety and replaced with the following:

"	Fidelity Funds – Sustainable Asian Bond Fund	<p>The Sub-Fund aims to achieve income and capital appreciation by investing primarily in fixed income securities issued by governments, quasi-governments and corporate entities that have their principal business activities in the Asian region. This region includes certain countries considered to be emerging markets. The Sub-Fund may also invest in high yield instruments.</p> <p>The Sub-Fund is part of the Fidelity Sustainable Family of Funds and adopts a Sustainable Focused strategy under which a minimum of 70% of the Sub-Fund's net assets will be invested in securities deemed to maintain sustainable characteristics, as described in the section entitled "Fidelity Sustainable Family of Funds", Part I (1.3.2(b)) of the Luxembourg Prospectus. The Sub-Fund will consider a wide range of environmental and social characteristics on an ongoing basis. Environmental characteristics include, but are not limited to, climate change mitigation and adaptation, carbon emissions, water and waste management and biodiversity, while social characteristics include, but are not limited to, product safety, supply chain, health and safety and human rights. Controversies involving environmental and social characteristics are regularly monitored. Environmental and social characteristics are analysed by Fidelity's fundamental analysts and rated through Fidelity Sustainability Ratings. The Sub-Fund seeks to promote these characteristics by adhering to the</p>	<p>The Sub-Fund invests in the Asian region and may invest in different countries in this region. It is unconstrained in the amount that it may invest in any country in this region. There are no currency constraints on the portfolio's investments.</p> <p>The Sub-Fund may directly invest in onshore China fixed income securities listed or traded on any Eligible Market in China through the QFII status of FIL Investment Management (Hong Kong) Limited and/or through any permissible means available to the Sub-Fund under prevailing laws and regulations or indirectly by way of access to products or funds investing in fixed</p>	"
---	--	--	--	---

<sup>1</sup> The Luxembourg Prospectus attached to the Singapore Prospectus will be updated in due course to reflect the change.

	<p>Fidelity Sustainable Family Framework.</p> <p>The Sub-Fund aims to have a lower carbon footprint compared to that of the J.P. Morgan Asia Credit Index (the "<b>Index</b>").</p> <p>The Sub-Fund is actively managed. The Investment Manager will, when selecting investments for the Sub-Fund reference the Index as its constituents best represent the characteristics the Sub-Fund is seeking to gain exposure to. The Sub-Fund's performance can be assessed against its Index.</p> <p>The Investment Manager has a wide range of discretion relative to the Index. While the Sub-Fund will hold assets that are components of the Index, it may also invest in issuers, sectors, countries and security types that are not included in, and that have different weightings from the Index in order to take advantage of investment opportunities. It is expected that over long time periods, the Sub-Fund's performance will differ from the Index. However, over short time periods, the Sub-Fund's performance may be close to the Index, depending on market conditions.</p> <p>Shareholders' attention is drawn to the fact that the Index is not an index which integrates environmental and social considerations. Instead, the Sub-Fund promotes environmental and social characteristics by adhering to the Fidelity Sustainable Family Framework, as described above.</p> <p><b><u>Portfolio Information:</u></b></p> <p>The Sub-Fund may invest up to 100% of its net assets in emerging markets.</p> <p>The Sub-Fund may invest in subordinated financial debt and preference shares and may invest up to 30% of its net assets in high yield instruments.</p> <p>Less than 30% of the Sub-Fund's total net assets will be invested in hybrids and CoCos, with less than 20% of the total net assets to be invested in CoCos.</p> <p>The Sub-Fund may invest up to 10% of its net assets in credit linked notes.</p> <p>Although the Sub-Fund will not actively invest in distressed securities, it may retain positions related to such types of assets. Under normal market circumstances, distressed securities will not exceed 10% of the Sub-Fund's net assets.</p>	<p>income securities listed or traded on any Eligible Market in China.</p> <p>The Sub-Fund will invest less than 30% of its net assets directly and/or indirectly in onshore China fixed income securities, which may include urban investment bonds, asset-backed securities (less than 20% of the Sub-Fund's net assets, including asset-backed commercial papers) and bonds which are rated below investment grade or unrated bonds, on an aggregated basis.</p> <p>Unrated securities are debt securities which do not have a credit rating issued by Moody's, S&amp;P, or Fitch. In selecting unrated securities, the Investment Manager will apply its internal credit assessment to determine their credit quality.</p> <p>The Sub-Fund may also invest less than 70% of its net assets value in offshore China fixed income instruments including, but not limited to, dim sum bonds.</p> <p>The Sub-Fund is subject to the disclosure requirements of article 8 of the SFDR.</p>
--	---	---

**FIDELITY FUNDS**

**FIRST SUPPLEMENTARY SINGAPORE PROSPECTUS LODGED PURSUANT TO THE  
SECURITIES AND FUTURES ACT**



---

**NISHITH GANDHI**

Permanent Representative

**FIL (LUXEMBOURG) S.A.**

Corporate Director, Fidelity Funds



---

**NISHITH GANDHI**

Permanent Representative

**FIL (LUXEMBOURG) S.A.**

Corporate Director, Fidelity Funds

for and on behalf of

**ANNE RICHARDS**

Director of Fidelity Funds

**DR. YOUSEF A. AL-AWADI K.B.E.**

Director of Fidelity Funds

**DIDIER CHERPITEL**

Director of Fidelity Funds

**CARINE FEIPEL**

Director of Fidelity Funds

**ABBY JOHNSON**

Director of Fidelity Funds

**GLEN MORENO**

Director of Fidelity Funds

**JON SKILLMAN**

Director of Fidelity Funds

**THIS LETTER IS IMPORTANT AND REQUIRES YOUR IMMEDIATE ATTENTION.  
IF IN DOUBT, PLEASE SEEK PROFESSIONAL ADVICE.**

1 December 2021

Dear Shareholder,

We are writing to let you know about an upcoming update of the Singapore prospectus of Fidelity Funds (the “**Prospectus**”).

Any terms not defined in this letter shall have the same meaning as in the Prospectus, as amended from time to time.

**Important change to Fidelity Funds (the “Fund”)**

**What is changing?**

**Addition of Fidelity Investments Canada ULC as a sub-investment manager**

FIL Fund Management Limited (“**FFML**”) is the Investment Manager of the Fund and may sub-delegate investment management activities to the entities listed in the Prospectus. For more information on the sub-investment managers, please refer to Paragraph 3.4 of the Prospectus under the sub-section “Investment Manager and sub-managers”.

FFML wishes to avail of the experience, advice and assistance of Fidelity Investments Canada ULC (“**FIC**”), an unlimited liability corporation constituted under the laws of the Province of Alberta having its registered office at 483 Bay Street, Suite 300, Toronto ON M5G 2N7, Canada and registered as an advisor (portfolio manager) with the securities regulatory authority in each province and territory of Canada.

FFML wishes to appoint FIC as sub-investment manager as from 31 January 2022 (the “**Effective Date**”) with authority to act in such capacity for any sub-fund of the Fund (each a “**Sub-Fund**” and collectively the “**Sub-Funds**”). As of the Effective Date, FIC will act as sub-investment manager for the following Sub-Funds:

- Fidelity Funds - Asian High Yield Fund
- Fidelity Funds - China High Yield Fund
- Fidelity Funds - European High Yield Fund
- Fidelity Funds - Global High Yield Fund
- Fidelity Funds - Global Income Fund
- Fidelity Funds - Global Short Duration Income Fund
- Fidelity Funds - US High Yield Fund

The Investment Manager believes that the depth of FIC’s experience, and strength of investment process make it a suitable sub-investment manager for the Sub-Funds.



The Board believes this appointment to be in the best interest of the Shareholders, as it aims at supporting the delivery of enhanced investment performance with investment management expertise in the relevant time zone of assets. This flexibility supports the aim to continually seek the best outcomes for investors.

The Prospectus will be amended to reflect FIC's appointment as a sub-investment manager. A list of all entities which have managed all or part of the assets of a Sub-Fund during the relevant period is published in the annual and semi-annual financial reports of the Fund.

Please note that there is no change to the investment objective and risk profile of any of the Sub-Funds or to the fees that you currently pay, as a result of FIC's appointment.

Any administrative or other expenses associated with the above change, will be borne by FFML (and/or any of its affiliates).

#### **What you need to do**

This letter is for your information only and you do not need to take any action as this change will automatically take effect on the Effective Date.

If you have questions regarding this matter, or if you would like to request for a copy of the current Prospectus and the PHS of the Sub-Funds (which are also available at [www.fidelity.com.sg](http://www.fidelity.com.sg)), please contact your usual Financial Adviser or FIL Investment Management (Singapore) Limited (the "**Singapore Representative**") at Tel. No.: 6511 2200.


Yours sincerely



**Nishith Gandhi**  
Permanent Representative of FIL (Luxembourg) S.A.  
Corporate Director, Fidelity Funds

# Singapore Prospectus

## November 2021



This Singapore Prospectus incorporates the attached Luxembourg Prospectus of Fidelity Funds dated November 2021 (the “Luxembourg Prospectus”). Fidelity Funds (the “Fund”) is an open-ended investment company constituted in Luxembourg (i.e. outside Singapore).



**Fidelity**  
INTERNATIONAL



## TABLE OF CONTENTS

CONTENTS	PAGE
IMPORTANT INFORMATION .....	1
DIRECTORY.....	4
1. THE FUND .....	4
2. THE SUB-FUNDS AND SHARE CLASSES.....	5
3. MANAGEMENT AND ADMINISTRATION .....	20
4. OTHER PARTIES.....	24
5. INVESTMENT OBJECTIVES .....	25
6. CHARGES AND EXPENSES.....	130
7. SUPPLEMENTARY RETIREMENT SCHEME .....	132
8. SUB-FUNDS INCLUDED UNDER THE CENTRAL PROVIDENT FUND INVESTMENT SCHEME (“CPFIS”).....	134
9. RISK FACTORS.....	135
10. PURCHASE OF SHARES.....	137
11. REDEMPTION OF SHARES.....	139
12. SWITCHING BETWEEN SUB-FUNDS.....	140
13. ANTI-MONEY LAUNDERING AND COUNTERING OF TERRORIST FINANCING.....	141
14. OBTAINING PRICE INFORMATION .....	141
15. NET ASSET VALUE AND SWING PRICING .....	141
16. SUSPENSION OF THE CALCULATION OF THE NET ASSET VALUE AND ISSUE, ALLOCATION, CONVERSION, REDEMPTION AND REPURCHASE OF SHARES.....	142
17. RESTRICTIONS ON BUYING, SUBSCRIBING AND SWITCHING INTO CERTAIN SUB-FUNDS.....	142
18. PERFORMANCE OF THE SUB-FUNDS .....	142
19. SOFT COMMISSIONS .....	142
20. CONFLICTS OF INTEREST.....	143
21. REPORTS .....	143
22. CERTAIN SINGAPORE TAX CONSIDERATIONS .....	144
23. QUERIES AND COMPLAINTS.....	144
24. OTHER INFORMATION.....	144
SCHEDULE 1 .....	147
SCHEDULE 2.....	169

## IMPORTANT INFORMATION

The collective investment schemes offered in this Singapore Prospectus are listed in paragraph 2 of this Singapore Prospectus (and referred to as the “**Sub-Funds**”). They are recognised schemes under the Securities and Futures Act, Chapter 289 of Singapore (the “**SFA**”).

A copy of this Singapore Prospectus has been lodged with and registered by the Monetary Authority of Singapore (the “**Authority**”). The Authority assumes no responsibility for the contents of this Singapore Prospectus. The registration of this Singapore Prospectus by the Authority does not imply that the SFA or any other legal or regulatory requirements have been complied with. The Authority has not, in any way, considered the investment merits of the Sub-Funds.

**This Singapore Prospectus is registered with the Authority on 17 November 2021. It is valid up to and including 16 November 2022 and will expire on 17 November 2022.**

This Singapore Prospectus is only valid if attached with the Luxembourg Prospectus. Terms defined in the Luxembourg Prospectus have the same meanings when used in this Singapore Prospectus unless the context otherwise requires or where specifically stated in this Singapore Prospectus.

**Please take note that the following Sub-Funds (collectively, the “Absorbed Sub-Funds”) will merge into other Sub-Funds (collectively, the “Receiving Sub-Funds”) on the effective dates stated below (or such later date(s) as may be decided by the Board):**

Absorbed Sub-Funds	Receiving Sub-Funds	Effective Dates	Dealing Cut-Off Date
Fidelity Funds – France Fund	Fidelity Funds – Sustainable Eurozone Equity Fund	14/02/2022	04/02/2022
Fidelity Funds – Japan Smaller Companies Fund	Fidelity Funds – Sustainable Japan Equity Fund	17/01/2022	07/01/2022
Fidelity Funds – Malaysia Fund	Fidelity Funds – ASEAN Fund	31/01/2022	21/02/2022
Fidelity Funds – Singapore Fund	Fidelity Funds – ASEAN Fund	31/01/2022	21/02/2022
Fidelity Funds – Taiwan Fund	Fidelity Funds – Greater China Fund	17/01/2022	07/01/2022

All references and provisions relating to the Absorbed Sub-Funds in this Singapore Prospectus are removed and all references to “Sub-Fund” and “Sub-Funds” in this Singapore Prospectus no longer include the Absorbed Sub-Funds with effect from the relevant effective date of the merger.

Subscriptions, redemptions and switches into or out of the Absorbed Sub-Funds will only be permitted until five Business Days prior to the relevant effective date of the merger, after which dealing in Shares of the Absorbed Sub-Funds will no longer be allowed. Please refer to “Dealing Cut-Off Date” in the table above. You should note that different procedures may apply if you are dealing in Shares through an agent or distributor. You are advised to check with the relevant agent or distributor for further information.

The Shares of each of the Sub-Funds are capital markets products other than prescribed capital markets products (as defined in the Securities and Futures (Capital Markets Products) Regulations 2018) and are Specified Investment Products (as defined in MAS Notice SFA 04-N12: Notice on the Sale of Investment Products and in MAS Notice FAA-N16: Notice on Recommendations on Investment Products).

Please note that the purchase of Shares of the following Sub-Funds is not the same as placing funds on deposit with a bank or deposit-taking company:

- Fidelity Funds – Euro Cash Fund
- Fidelity Funds – US Dollar Cash Fund

Although the Investment Manager may seek to maintain or preserve the principal value of these Sub-Funds, there can be no assurance that these Sub-Funds will be able to meet this objective. They are not guaranteed funds, in that there is no guarantee as to the amount of capital invested or return received. The global exposure relating to derivative instruments for these Sub-Funds is limited to 100% of the total net assets of the Sub-Fund.

You should note that all Sub-Funds may use various financial derivative instruments to reduce risks or costs or to generate additional capital or income in order to meet the investment objectives of the Sub-Funds. Some Sub-Funds may use derivatives extensively and/or for more complex strategies as described in their respective investment objectives. Please refer to paragraph 24.1 of this Singapore Prospectus for further information.

Please carefully consider the risk factors set out under “Risk Factors”, Part I (1.2) of the Luxembourg Prospectus, and at paragraph 9 of this Singapore Prospectus.

If you are in any doubt about the contents of this Singapore Prospectus, you should consult your stockbroker, bank manager, solicitor, accountant or other independent financial adviser. Shares are offered on the basis of the information contained in this Singapore Prospectus. No one is authorised to give any other information or to make any other representations concerning the Fund or the Sub-Funds. If you purchase Shares on the basis of statements or representations not contained in or inconsistent with this Singapore Prospectus, such purchase will be solely at your risk. The information provided in this Singapore Prospectus does not constitute investment advice.

The directors of the Fund (the “**Directors**”) have taken all reasonable care to ensure that the facts in this Singapore Prospectus are true and accurate in all material respects as at its registration date (or subsequent update) and that there are no other material facts which, if omitted, makes any statement of fact or opinion in this Singapore Prospectus misleading. The Directors accept responsibility accordingly.

The distribution of this Singapore Prospectus is only intended for Singapore investors. The offering of the Shares may be restricted in certain jurisdictions. This Singapore Prospectus is not an offer or solicitation in any jurisdiction where such offer or solicitation is unlawful, or if made by a person not authorised to make it, or received by a person whom may not lawfully receive it.

The information contained in this Singapore Prospectus is supplemented by the most recent annual report of the Fund and any subsequent semi-annual report of the Fund, if available. Please see paragraph 21 of this Singapore Prospectus for details. You are to determine for yourself (a) the legal requirements within your own country for the purchase of Shares, (b) any foreign exchange restrictions which may be applicable, and (c) the income and other tax consequences of purchase, conversion and redemption of Shares.

### **US and Canadian Investors**

The Fund is not registered in the United States of America under the Investment Company Act of 1940. Shares have not been registered in the United States of America under the Securities Act of 1933. Shares may not be directly or indirectly offered or sold in the United States of America or any of its territories or possessions or areas subject to its jurisdiction or to or for the benefit of nationals or residents thereof, unless pursuant to an exemption from registration requirements available under US law, any applicable statute, rule or interpretation. US Persons (as this term is defined in “Eligible Investors and Restriction on Ownership”, Part III (3.4) of the Luxembourg Prospectus) are not eligible to invest in the Fund. Prospective investors shall be required to declare that they are not a US Person. The Fund is not registered in any provincial or territorial jurisdiction in Canada and the Shares have not been qualified for distribution in any Canadian jurisdiction under applicable securities laws. Shares made available under this offer may not be directly or indirectly offered or sold in any provincial or territorial jurisdiction in Canada or to or for the benefit of residents thereof. Prospective investors may be required to declare that they are not a Canadian resident and are not applying for Shares on behalf of any Canadian residents. If an investor

becomes a Canadian resident after buying Shares of the Fund, this investor will not be able to buy any additional Shares.

The delivery of this Singapore Prospectus or the issue of Shares in any Sub-Fund will not imply that the affairs of the Fund and/or the Sub-Funds have not changed since the registration date of this Singapore Prospectus. To reflect material changes, this Singapore Prospectus may be updated from time to time and you should investigate whether there is a more recent version of the Singapore Prospectus.

Please consult your independent financial adviser about the suitability of a particular Sub-Fund for your investment needs.

All enquiries in relation to the Sub-Funds should be directed to the Singapore Representative.

**IMPORTANT: PLEASE READ AND RETAIN THIS SINGAPORE PROSPECTUS FOR FUTURE REFERENCE**

## DIRECTORY

### BOARD OF DIRECTORS OF THE FUND (THE “BOARD”)

Anne Richards (Chairwoman of the Board)  
Dr. Yousef A. Al-Awadi K.B.E.  
Didier Cherpitel  
Carine Feipel  
Abby Johnson  
Glen Moreno  
Jon Skillman  
FIL (Luxembourg) S.A.

### REGISTERED OFFICE OF THE FUND

2a, Rue Albert Borschette, BP 2174, L-1246 Luxembourg

### MANAGEMENT COMPANY, REGISTRAR, TRANSFER AGENT, ADMINISTRATIVE SERVICE AGENT AND DOMICILIARY AGENT

FIL Investment Management (Luxembourg) S.A., 2a, Rue Albert Borschette, BP 2174, L-1246 Luxembourg

### DEPOSITARY

Brown Brothers Harriman (Luxembourg) S.C.A., 80 Route d'Esch, L-1470 Luxembourg

### GENERAL DISTRIBUTOR

FIL Distributors, Pembroke Hall, 42 Crow Lane, Pembroke HM19, Bermuda

### SINGAPORE REPRESENTATIVE, AGENT FOR SERVICE OF PROCESS IN SINGAPORE AND SINGAPORE DISTRIBUTOR

FIL Investment Management (Singapore) Limited, Company Registration Number: 199006300E, whose principal place of business is at 8 Marina View, #35-06, Asia Square Tower 1, Singapore 018960 (Tel: 65 6511-2200 Fax: 65 6536-1960)

### AUDITORS

Deloitte Audit S.à r.l., 20, Boulevard de Kockelscheuer, L-1821 Luxembourg

### LEGAL ADVISERS AS TO SINGAPORE LAW

Tan Peng Chin LLC, 50 Raffles Place, #27-01 Singapore Land Tower, Singapore 048623

## 1. THE FUND

The Fund is an open-ended investment company established on 15 June 1990 in Luxembourg as a SICAV (*société d'investissement à capital variable*) and registered under Part I of the Luxembourg law of 17 December 2010 relating to undertakings of collective investment (the “**Law of 2010**”). The Fund complies with the substance requirements as provided by Article 27 of the Law of 2010. The Fund qualifies as an undertaking for collective investment in transferable securities (“**UCITS**”) and has obtained recognition under the Directive 2009/65/EC of the European Parliament and of the Council, as amended, for marketing in certain Member States of the EU. Shares of the Sub-Funds may be listed on the Luxembourg Stock Exchange. The articles of incorporation of the Fund (the “**Articles of Incorporation**”) (as amended from time to time) are kept at the *Registre de Commerce et des Sociétés* of Luxembourg. Copies of the Articles of Incorporation are available for inspection by investors, free of charge, from the Singapore Representative, during normal Singapore business hours.



The Fund is structured as an umbrella fund. The Fund's assets are held in different Sub-Funds. Each Sub-Fund is a separate portfolio of securities and other assets managed in accordance with its specific investment objective. Separate classes of Shares are issued in relation to each of the Sub-Funds. Details of the Fund and the Sub-Funds are set out under "The Fund", "Investment Policies and Objectives" and "Additional Information", Part I (1.1, 1.3 and 1.4) and "Dividends", Part III (3.1) of the Luxembourg Prospectus. Each Sub-Fund is referred to as a "fund" in the Luxembourg Prospectus.

## 2. THE SUB-FUNDS AND SHARE CLASSES

- 2.1 The Fund is currently offering to investors in Singapore for subscription the following Sub-Funds and classes of Shares:

### Equity Sub-Funds

Sub-Fund	Type of fund	Class of Shares / Currency of denomination of Shares
Fidelity Funds – America Fund	Equity	A-USD A-SGD A-SGD (hedged) A-ACC-USD A-ACC-AUD (hedged) Y-ACC-USD SR-ACC-USD SR-ACC-SGD SR-ACC-SGD (hedged)
Fidelity Funds – American Growth Fund	Equity	A-USD
Fidelity Funds – ASEAN Fund	Equity	A-USD A-SGD Y-USD Y-SGD Y-ACC-USD Y-ACC-SGD
Fidelity Funds – Asia Pacific Opportunities Fund	Equity	A-ACC-USD A-ACC-Euro A-ACC-SGD (hedged)
Fidelity Funds – Asian Equity Fund	Equity	S-ACC-SGD <sup>+</sup>
Fidelity Funds – Asian Smaller Companies Fund	Equity	A-USD A-Euro A-ACC-USD A-ACC-Euro A-ACC-SGD Y-USD Y-Euro Y-ACC-USD Y-ACC-Euro
Fidelity Funds – Asian Special Situations Fund	Equity	A-USD Y-ACC-USD SR-ACC-SGD

Sub-Fund	Type of fund	Class of Shares / Currency of denomination of Shares
Fidelity Funds – Australian Diversified Equity Fund (formerly known as Fidelity Funds – Australia Fund)	Equity	A-AUD Y-ACC-AUD
Fidelity Funds – China Consumer Fund	Equity	A-USD A-Euro A-GBP A-SGD A-ACC-USD A-ACC-Euro A-ACC-HKD A-ACC-AUD (hedged) Y-ACC-USD
Fidelity Funds – China Focus Fund	Equity	A-USD A-GBP A-SGD A-ACC-USD A-ACC-Euro A-ACC-HKD Y-USD Y-GBP Y-SGD Y-ACC-USD Y-ACC-Euro SR-ACC-SGD
Fidelity Funds – China Innovation Fund	Equity	A-USD A-ACC-USD A-ACC-Euro A-ACC-HKD A-ACC-SGD A-ACC-SGD (SGD/USD hedged) Y-ACC-USD Y-ACC-Euro Y-ACC-SGD
Fidelity Funds – Emerging Asia Fund	Equity	A-USD A-Euro Y-ACC-USD
Fidelity Funds – Emerging Europe, Middle East and Africa Fund	Equity	A-USD A-Euro Y-ACC-USD
Fidelity Funds – Emerging Markets Focus Fund	Equity	A-USD A-Euro Y-ACC-USD

Sub-Fund	Type of fund	Class of Shares / Currency of denomination of Shares
Fidelity Funds – Emerging Markets Fund	Equity	A-USD A-SGD A-ACC-USD A-ACC-SGD (SGD/USD hedged) Y-ACC-USD SR-ACC-SGD
Fidelity Funds – EURO STOXX 50® Fund	Equity	A-Euro
Fidelity Funds – European Dynamic Growth Fund	Equity	A-Euro A-SGD A-ACC-Euro A-ACC-USD (hedged) A-ACC-SGD (hedged) Y-Euro Y-ACC-Euro Y-ACC-USD (hedged)
Fidelity Funds – European Growth Fund	Equity	A-Euro A-SGD A-ACC-USD (hedged) Y-ACC-Euro SR-ACC-Euro SR-ACC-SGD
Fidelity Funds – European Larger Companies Fund	Equity	A-Euro I-ACC-SGD (SGD/Euro hedged)
Fidelity Funds – European Smaller Companies Fund	Equity	A-Euro A-ACC-USD (hedged) Y-ACC-Euro
Fidelity Funds – France Fund	Equity	A-Euro
Fidelity Funds – Germany Fund	Equity	A-Euro A-ACC-Euro A-ACC-USD (hedged) A-ACC-CHF (hedged) Y-Euro Y-ACC-Euro Y-ACC-USD (hedged) Y-ACC-CHF (hedged)
Fidelity Funds – Global Demographics Fund	Equity	A-ACC-USD A-ACC-SGD A-ACC-SGD (SGD/USD hedged) Y-ACC-USD

Sub-Fund	Type of fund	Class of Shares / Currency of denomination of Shares
Fidelity Funds – Global Financial Services Fund	Equity	A-USD A-Euro A-GBP A-ACC-SGD A-ACC-USD (hedged) Y-Euro Y-ACC-USD Y-ACC-Euro
Fidelity Funds – Global Focus Fund	Equity	A-USD A-ACC-USD
Fidelity Funds – Global Health Care Fund	Equity	A-Euro A-ACC-USD
Fidelity Funds – Global Industrials Fund	Equity	A-Euro
Fidelity Funds – Global Low Volatility Equity Fund	Equity	A-ACC-USD A-MINCOME(G)-USD A-MINCOME(G)-SGD (SGD/USD hedged)
Fidelity Funds – Global Property Fund	Equity	A-USD A-Euro A-ACC-USD A-ACC-Euro
Fidelity Funds – Global Technology Fund	Equity	A-Euro A-ACC-USD A-ACC-SGD Y-ACC-USD
Fidelity Funds – Global Thematic Opportunities Fund	Equity	A-USD A-Euro A-ACC-USD A-ACC-Euro A-ACC-HKD I-ACC-USD Y-USD Y-Euro Y-ACC-USD Y-ACC-SGD
Fidelity Funds – Greater China Fund	Equity	A-USD A-SGD Y-ACC-USD SR-ACC-SGD
Fidelity Funds – Greater China Fund II	Equity	S-ACC-SGD
Fidelity Funds – Iberia Fund	Equity	A-Euro

Sub-Fund	Type of fund	Class of Shares / Currency of denomination of Shares
Fidelity Funds – India Focus Fund	Equity	A-USD A-SGD Y-ACC-USD
Fidelity Funds – Indonesia Fund	Equity	A-USD Y-ACC-USD
Fidelity Funds – Italy Fund	Equity	A-Euro A-ACC-Euro Y-Euro Y-ACC-Euro
Fidelity Funds – Japan Advantage Fund	Equity	A-JPY
Fidelity Funds – Japan Aggressive Fund	Equity	A-JPY I-ACC-JPY
Fidelity Funds – Japan Smaller Companies Fund	Equity	A-JPY
Fidelity Funds – Latin America Fund	Equity	A-USD A-ACC-USD A-ACC-Euro Y-ACC-USD
Fidelity Funds – Malaysia Fund	Equity	A-USD Y-ACC-USD
Fidelity Funds – Nordic Fund	Equity	A-SEK
Fidelity Funds – Pacific Fund	Equity	A-USD A-SGD A-USD (hedged) A-ACC-Euro Y-USD Y-ACC-USD Y-ACC-Euro
Fidelity Funds – Singapore Fund	Equity	A-USD A-SGD Y-USD Y-SGD Y-ACC-USD Y-ACC-SGD
Fidelity Funds – Sustainable Asia Equity Fund	Equity	A-USD A-SGD A-ACC-Euro (hedged) Y-ACC-Euro (hedged) SR-ACC-SGD

Sub-Fund	Type of fund	Class of Shares / Currency of denomination of Shares
Fidelity Funds – Sustainable China A Shares Fund	Equity	A-Euro^ A-ACC-USD^ A-ACC-Euro^ A-ACC-RMB^ A-ACC-SGD (SGD/USD hedged)^ Y-ACC-USD^ Y-ACC-Euro^ Y-ACC-RMB*
Fidelity Funds – Sustainable Climate Solutions Fund	Equity	A-Euro A-ACC-USD A-ACC-Euro A-ACC-SGD (SGD/USD hedged) Y-ACC-USD
Fidelity Funds – Sustainable Consumer Brands Fund (formerly known as Fidelity Funds – Global Consumer Industries Fund)	Equity	A-Euro A-GBP A-ACC-USD
Fidelity Funds – Sustainable Europe Equity Fund (formerly known as Fidelity Funds – Euro Blue Chip Fund)	Equity	A-Euro A-ACC-Euro A-ACC-USD (hedged) A-ACC-CZK (hedged) Y-ACC-Euro
Fidelity Funds – Sustainable Eurozone Equity Fund	Equity	A-Euro A-ACC-Euro
Fidelity Funds – Sustainable Future Connectivity Fund (formerly known as Fidelity Funds – Future Connectivity Fund)	Equity	A-ACC-USD A-ACC-Euro A-ACC-SGD (SGD/USD hedged) Y-ACC-USD Y-ACC-Euro
Fidelity Funds – Sustainable Japan Equity Fund	Equity	A-JPY A-SGD A-ACC-USD (hedged)
Fidelity Funds – Sustainable US Equity Fund (formerly known as Fidelity Funds – American Diversified Fund)	Equity	A-USD A-ACC-USD A-ACC-Euro (hedged) Y-ACC-GBP

Sub-Fund	Type of fund	Class of Shares / Currency of denomination of Shares
Fidelity Funds – Sustainable Water & Waste Fund	Equity	A-ACC-USD A-ACC-Euro A-ACC-Euro (Euro/USD hedged) A-ACC-SGD (SGD/USD hedged) RY-ACC-USD RY-ACC-CHF RY-ACC-Euro Y-ACC-USD Y-ACC-Euro Y-ACC-Euro (Euro/USD hedged)
Fidelity Funds – Switzerland Fund	Equity	A-CHF
Fidelity Funds – Taiwan Fund	Equity	A-USD Y-ACC-USD
Fidelity Funds – Thailand Fund	Equity	A-USD Y-ACC-USD
Fidelity Funds – World Fund	Equity	A-Euro A-ACC-USD A-ACC-SGD Y-ACC-USD

#### Equity Income Sub-Funds

Sub-Fund	Type of fund	Class of Shares / Currency of denomination of Shares
Fidelity Funds – Asia Pacific Dividend Fund	Equity Income	A-USD Y-ACC-USD
Fidelity Funds – European Dividend Fund	Equity Income	A-MCDIST(G)-Euro A-MINCOME(G)-USD (hedged) A-QINCOME(G)-Euro

Sub-Fund	Type of fund	Class of Shares / Currency of denomination of Shares
Fidelity Funds – Global Dividend Fund	Equity Income	A-ACC-USD A-ACC-Euro A-ACC-Euro (hedged) A-HMDIST(G)-AUD (hedged) A-HMDIST(G)-RMB (hedged) A-MCDIST(G)-USD A-MCDIST(G)-SGD (SGD/USD hedged) A-MINCOME(G)-USD A-MINCOME(G)-Euro A-MINCOME(G)-HKD A-MINCOME(G)-SGD A-MINCOME(G)-SGD (hedged) A-MINCOME(G)-AUD (hedged) A-QINCOME(G)-USD Y-ACC-USD SR-ACC-SGD SR-MINCOME(G)-SGD
Fidelity Funds – Global Dividend Plus Fund	Equity Income	A-USD A-Euro A-ACC-USD A-GDIST-Euro A-MCDIST(G)-USD^ A-MDIST-USD A-MDIST-HKD A-MINCOME(G)-USD^ A-MINCOME(G)-HKD A-MINCOME(G)-SGD Y-USD Y-GDIST-Euro Y-QDIST-USD^
Fidelity Funds – Global Equity Income Fund	Equity Income	I-ACC-USD



Multi Asset Sub-Funds

Sub-Fund	Type of fund	Class of Shares / Currency of denomination of Shares
Fidelity Funds – Asia Pacific Multi Asset Growth & Income Fund	Multi Asset	A-ACC-USD A-HMDIST(G)-AUD (AUD/USD hedged) A-MCDIST(G)-USD A-MCDIST(G)-SGD (SGD/USD hedged) A-MINCOME(G)-USD A-MINCOME(G)-SGD A-MINCOME(G)-SGD (SGD/USD hedged)
Fidelity Funds – European Multi Asset Income Fund	Multi Asset	A-Euro A-ACC-USD (hedged) A-MCDIST(G)-Euro
Fidelity Funds – Global Multi Asset Defensive Fund	Multi Asset	A-ACC-SGD
Fidelity Funds – Global Multi Asset Dynamic Fund	Multi Asset	A-USD
Fidelity Funds – Global Multi Asset Growth & Income Fund	Multi Asset	A-ACC-SGD Y-MCDIST(G)-USD
Fidelity Funds – Global Multi Asset Income Fund	Multi Asset	A-ACC-USD A-ACC-Euro A-ACC-Euro (hedged) A-HMDIST(G)-AUD (hedged) A-MCDIST(G)-USD A-MCDIST(G)-SGD (SGD/USD hedged) A-MDIST-Euro A-MINCOME(G)-USD A-MINCOME(G)-HKD A-MINCOME(G)-SGD A-MINCOME(G)-SGD (SGD/USD hedged) A-QINCOME(G)-SGD A-QINCOME(G)-Euro (hedged) Y-MINCOME(G)-USD
Fidelity Funds – Greater China Multi Asset Growth & Income Fund	Multi Asset	A-ACC-USD A-HMDIST(G)-AUD (AUD/USD hedged) A-MINCOME(G)-USD A-MINCOME(G)-SGD
Fidelity Funds – Sustainable Multi Asset Income Fund (formerly known as Fidelity Funds – Multi Asset Income Fund)	Multi Asset	A-USD

Bond Sub-Funds

Sub-Fund	Type of fund	Class of Shares / Currency of denomination of Shares
Fidelity Funds – Asia Pacific Strategic Income Fund	Bond	A-ACC-USD A-HMDIST(G)-AUD (hedged) A-MCDIST(G)-USD A-MINCOME(G)-USD A-MINCOME(G)-SGD A-MINCOME(G)-SGD (SGD/USD hedged)
Fidelity Funds – Asian Bond Fund	Bond	A-Euro (hedged) A-ACC-USD A-HMDIST(G)-AUD (hedged) A-HMDIST(G)-RMB (hedged) A-MCDIST(G)-USD A-MCDIST(G)-HKD A-MDIST-USD A-MINCOME(G)-USD A-MINCOME(G)-HKD A-MINCOME(G)-SGD (hedged) I-QDIST-SGD (hedged) Y-Euro (hedged) Y-ACC-USD Y-ACC-CHF (hedged) Y-MINCOME(G)-USD Y-QDIST-USD
Fidelity Funds – Asian High Yield Fund	Bond	A-Euro (hedged) A-RMB (hedged) A-ACC-USD A-ACC-Euro A-HMDIST(G)-AUD (hedged) A-MDIST-USD A-MDIST-HKD A-MDIST-SGD (hedged) A-MINCOME-USD A-MINCOME(G)-USD A-MINCOME(G)-SGD (hedged) Y-Euro (hedged) Y-ACC-USD Y-ACC-Euro Y-ACC-SGD (hedged) Y-MDIST-USD Y-MDIST-HKD Y-MDIST-SGD (hedged) Y-MINCOME-USD

Sub-Fund	Type of fund	Class of Shares / Currency of denomination of Shares
Fidelity Funds – China Government Bond Fund <sup>#</sup>	Bond	A-ACC-USD A-ACC-Euro A-ACC-RMB A-ACC-Euro (hedged) A-MINCOME(G)-USD A-MINCOME(G)-RMB A-MINCOME(G)-SGD (hedged) Y-ACC-USD Y-ACC-Euro Y-ACC-RMB Y-ACC-Euro (hedged) Y-MINCOME(G)-USD Y-MINCOME(G)-RMB
Fidelity Funds – China High Yield Fund	Bond	A-ACC-USD A-ACC-Euro (Euro/USD hedged) A-HMDIST(G)-AUD (hedged) A-MINCOME(G)-USD (hedged) A-MINCOME(G)-HKD (hedged) A-MINCOME(G)-SGD (hedged) A-MINCOME(G)-Euro (Euro/USD hedged) A-MINCOME(G)-RMB (RMB/USD hedged) Y-USD
Fidelity Funds – China RMB Bond Fund	Bond	A-ACC-USD A-ACC-RMB A-MCDIST(G)-USD A-MCDIST(G)-HKD A-MINCOME(G)-USD A-MINCOME(G)-AUD A-MINCOME(G)-HKD A-MINCOME(G)-RMB A-MINCOME(G)-SGD (SGD/USD hedged) Y-ACC-USD Y-MINCOME(G)-USD Y-MINCOME(G)-RMB

Sub-Fund	Type of fund	Class of Shares / Currency of denomination of Shares
Fidelity Funds – Emerging Market Debt Fund	Bond	A-USD A-Euro A-ACC-USD A-ACC-Euro A-MDIST-USD A-MDIST-Euro A-MDIST-AUD (hedged) A-MINCOME(G)-USD Y-ACC-USD
Fidelity Funds – Euro Bond Fund	Bond	A-Euro A-ACC-Euro A-ACC-USD (hedged) A-MDIST-Euro
Fidelity Funds – Euro Short Term Bond Fund	Bond	A-Euro A-ACC-Euro Y-ACC-Euro
Fidelity Funds – European High Yield Fund	Bond	A-Euro A-ACC-Euro A-ACC-USD (hedged) A-ACC-CZK (hedged) A-ACC-SEK (hedged) A-HMDIST(G)-AUD (hedged) A-MDIST-Euro A-MDIST-SGD A-MDIST-USD (hedged) A-MDIST-SGD (hedged) A-MINCOME-Euro A-MINCOME(G)-Euro A-MINCOME(G)-USD (hedged) A-MINCOME(G)-SGD (hedged) RY-Euro RY-ACC-Euro RY-ACC-USD (hedged) Y-Euro Y-ACC-Euro Y-ACC-USD (hedged) Y-ACC-CHF (hedged) Y-ACC-SEK (hedged) Y-MDIST-USD (hedged)

Sub-Fund	Type of fund	Class of Shares / Currency of denomination of Shares
Fidelity Funds – Flexible Bond Fund	Bond	A-GBP A-ACC-USD A-ACC-GBP A-MINCOME(G)-USD A-MINCOME(G)-Euro A-MINCOME(G)-GBP Y-GBP Y-Euro (Euro/GBP hedged) Y-ACC-USD Y-ACC-Euro Y-ACC-GBP Y-ACC-Euro (Euro/GBP hedged) Y-MINCOME(G)-USD Y-MINCOME(G)-Euro Y-MINCOME(G)-GBP
Fidelity Funds – Global Bond Fund	Bond	A-USD
Fidelity Funds – Global High Yield Fund	Bond	A-ACC-USD A-MINCOME-Euro (hedged)
Fidelity Funds – Global Income Fund	Bond	A-ACC-USD A-MINCOME(G)-USD
Fidelity Funds – Global Inflation-linked Bond Fund	Bond	A-ACC-USD A-ACC-Euro (hedged)
Fidelity Funds – Global Short Duration Income Fund	Bond	A-ACC-USD A-MDIST-USD
Fidelity Funds – Sustainable Asian Bond Fund	Bond	A-ACC-USD^ A-ACC-Euro^ A-ACC-Euro (hedged)^ A-MCDIST-SGD (hedged)* A-MINCOME(G)-USD* A-MINCOME(G)-SGD (hedged)^ Y-ACC-USD^ Y-ACC-Euro^ Y-MINCOME(G)-USD*
Fidelity Funds – Sustainable Strategic Bond Fund	Bond	A-ACC-USD A-GMDIST-Euro (hedged) Y-ACC-USD
Fidelity Funds – US Dollar Bond Fund	Bond	A-USD A-ACC-USD A-MDIST-USD Y-USD Y-ACC-USD Y-MDIST-USD

Sub-Fund	Type of fund	Class of Shares / Currency of denomination of Shares
Fidelity Funds – US High Yield Fund	Bond	A-USD A-Euro A-GBP A-ACC-USD A-ACC-Euro A-ACC-Euro (hedged) A-MDIST-USD A-MDIST-SGD A-MDIST-AUD (hedged) A-MINCOME-USD A-MINCOME-HKD A-MINCOME(G)-USD RY-USD RY-ACC-USD RY-ACC-Euro (hedged) Y-USD Y-Euro Y-GBP Y-ACC-USD Y-ACC-Euro Y-ACC-Euro (hedged) Y-MDIST-USD Y-MDIST-SGD Y-MDIST-AUD (hedged) Y-MINCOME-USD Y-MINCOME-HKD

#### Cash Sub-Funds

Sub-Fund	Type of fund	Class of Shares / Currency of denomination of Shares
Fidelity Funds – Euro Cash Fund	Cash	A-Euro
Fidelity Funds – US Dollar Cash Fund	Cash	A-USD

#### Fidelity Lifestyle Sub-Funds

Sub-Fund	Type of fund	Class of Shares / Currency of denomination of Shares
Fidelity Funds – Fidelity Target™ 2020 Fund	Fidelity Lifestyle	A-USD

Systematic Multi Asset Risk Targeted Sub-Funds

Sub-Fund	Type of fund	Class of Shares / Currency of denomination of Shares
Fidelity Funds – SMART Global Defensive Fund	Systematic Multi Asset Risk Targeted	A-Euro

Class I Shares may only be acquired by Institutional Investors who meet the requirements established from time to time by the General Distributor.

Class S Shares may only be acquired by Singapore insurance companies who meet the requirements established from time to time by the General Distributor or such other investors to be decided by the Board from time to time.

Class SR Shares may only be acquired by Central Provident Fund (“CPF”) members using CPF monies, or such other investors as the Board may permit.

Class RY Shares may only be acquired by investors who meet the requirements established from time to time by the General Distributor or at the Management Company’s discretion.

^ This class of Shares will only be available for investment on or around 25 November 2021.

\* This class of Shares will only be available for investment on or around 16 December 2021 or at such later date as may be determined by the Board or its delegate.

# All classes of Shares offered under this Sub-Fund will only be available for investment on or around 19 January 2022 or at such later date as may be determined by the Board or its delegate.

Except where stated above, the above Sub-Funds or Share classes are generally available for subscription. The Board may at its discretion postpone the launch of any Sub-Fund or Share class to a later date and the launch of a Sub-Fund or Share class is not conditional upon a minimum fund size. The Board may also from time to time at its discretion close any Share class. Please check with the distributors as to the availability of any Sub-Fund or Share class.

Different types of Sub-Funds and Share classes may have different features, including different levels of annual management fees and asset allocation fees, minimum initial investment and minimum subsequent investment amounts, initial charge, redemption fee and switching charge.

Details of the different types of Sub-Funds are set out under “Investment Policies and Objectives” and “Additional Information”, Part I (1.3 and 1.4) of the Luxembourg Prospectus. Details of the features of the Share classes are set out in the Luxembourg Prospectus, in particular, under the heading “DEFINITIONS”, “Classes of Shares” and “Share Dealing”, Part II (2.1 and 2.2) and “Dividends”, Part III (3.1) of the Luxembourg Prospectus. In general, the descriptive name of each Share class may indicate the type of Share class, the currency of denomination, whether the class accumulates or distributes capital and/or income (on a gross or net investment income basis), the frequency of such distribution (if any) and/or whether hedging is carried out.

- 2.2 The investment proceeds of Shares in a Sub-Fund are invested in one common underlying portfolio of investments. The allocation of the assets and liabilities of the Fund to each Sub-Fund is described in the Articles of Incorporation. All Shares in a Sub-Fund have equal rights and privileges. Each Share in a Sub-Fund is entitled to participate equally in any dividends or other distributions declared on the Shares in that Sub-Fund as well as in the event of a termination of that Sub-Fund or the liquidation in that Sub-Fund, in the liquidation proceeds of that Sub-Fund. For distributing Shares, investors should note that any dividends or distributions made will normally reduce the Net Asset Value of the Sub-Fund. Each full Share is entitled to one vote at any meeting of Shareholders of the Fund, a Sub-Fund or a class.
- 2.3 The dividend policies of the classes, and other details and risks relating to the dividend policies are set out under “Dividends”, Part III (3.1) and “Distribution of Dividends and Expenses out of/effectively out of Capital (CDIST/MCDIST/MINCOME/QINCOME Share classes only)”, Part I (1.2(II)) of the Luxembourg Prospectus.

### 3. MANAGEMENT AND ADMINISTRATION

Details on the management and administration of the Fund are set out under the headings “OVERVIEW – MAIN ADMINISTRATION FUNCTIONS” and “OVERVIEW – MANAGEMENT OF THE FUND” and “Administration Details, Charges and Expenses”, Part IV of the Luxembourg Prospectus.

#### 3.1 Board of Directors of the Fund

The Board is responsible for the overall strategy of the Fund.

The Board has appointed the Management Company to assume day-to-day responsibility for the conduct of the management, administration and marketing functions in relation to the Fund. The Management Company may delegate part or all of such functions to third parties, subject to its overall control and supervision.

Details on the Board are set out under “OVERVIEW – MANAGEMENT OF THE FUND”, of the Luxembourg Prospectus.

#### 3.2 Management Company

The Fund has appointed FIL Investment Management (Luxembourg) S.A. as the management company (the “**Management Company**”) of the Fund.

The Management Company was incorporated as a *Société Anonyme* under the laws of the Grand Duchy of Luxembourg in 2002. It is authorised as a management company governed by the EC Directive 2009/65 and therefore complies with the conditions set out in Chapter 15 of Law of 2010.

The Management Company (domiciled in Luxembourg) has been managing collective investment schemes or discretionary funds in Grand Duchy of Luxembourg since August 2002 and its regulatory authority is the Commission de Surveillance du Secteur Financier (“**CSSF**”). It is responsible for the management, administration, including the overall management of the investments of the Fund, and for the marketing function. This includes processing subscriptions, redemptions, switches and transfers of Shares and entering these transactions in the Fund’s register of Shareholders. Details on the Management Company are set out under “Administration Details, Charges and Expenses”, Part IV of the Luxembourg Prospectus.

The appointment of the Management Company may be terminated under the circumstances set out in the relevant management company services agreement (including liquidation or appointment of receiver over the Management Company’s assets).

#### 3.3 Directors and key executives of the Management Company

##### Directors of the Management Company

##### **Christopher Brealey**

As well as his board responsibilities, Christopher Brealey operates General Counsel Group Planning for which he runs a wide range of corporate projects. He joined Fidelity in 2001 and has had a range of roles in the UK, Japan and Bermuda as well as in Luxembourg. Before Fidelity, he worked for 8 years in the Investment Management Tax Department of EY in London.

Christopher holds a degree in history from Cambridge University and is a Chartered Accountant and a Chartered Tax Adviser.

##### **Eliza Dungworth**

Eliza Dungworth is the Global Chief Compliance Officer for Fidelity. She joined Fidelity in July 2016 initially acting as Interim Chief Risk Officer and moved into a new role as Global Chief Compliance Officer in January 2017, responsible for Fidelity’s compliance functions as well as other oversight areas such as anti-money laundering, anti-bribery and corruption, Code of Ethics and sanctions.

Eliza has a law degree from Brunel University graduating in 1989 and is a Chartered Accountant and Chartered Tax Adviser.



**Dominic Rossi**

Dominic Rossi is a Non-Executive Director at Fidelity. He acts as Director and Chairman at various internal Boards and Committees. Dominic is also a Director of Eight Roads Holding Ltd, and is Chair of its Investment and Capital committees.

Previously he was Global Chief Investment Officer, Equities at Fidelity International for 7 years and joined the company from Gartmore in March 2011.

Dominic holds a BA in Politics from Sussex University and an MBA from CASS University (formerly City University). Dominic was also Chairman of the University of Sussex School of Business Management and Economics Advisory Board and was an Executive Fellow at the London Business School.

**Jon Skillman**

Jon Skillman is a Senior Advisor to Fidelity. Prior to this, he was Managing Director, Head of Global Workplace Investing and Stock Plan Services focused on growing Fidelity's Workplace Investing business and implementing plans for Stock Plan Services. Prior to this, Jon was the Managing Director of Continental Europe for Fidelity International, responsible for expanding the market share across countries in Continental Europe and Latin America, developing Fidelity's product range and focusing on the European regulatory landscape for mutual funds and he was President of Fidelity Life Insurance Company.

Jon joined FIL in 1994 as the Director of Planning, Fidelity Management & Research. Prior to his appointment as Managing Director, Continental Europe in 2012, he was President of Fidelity Stock Plan Services at Fidelity Investments in Boston.

Jon holds a Bachelor of Science Degree, a Master of Science Degree from Stanford University and an MBA from Harvard Business School.

Key executives of the Management Company**Florence Alexandre - Head of Luxembourg Fund Accounting**

Florence Alexandre is the Head of Luxembourg Fund Accounting at FIL Investment Management (Luxembourg) S.A., with responsibility for all fund administration activities for Luxembourg-domiciled fund ranges. She has over 25 years of experience within the financial services industry and before joining Fidelity in 2015, she was Vice President, Alternative Depositary and Structured Product at State Street Bank in Luxembourg.

Florence has a master's degree in finance from Hautes Etudes Commerciales Liege (HEC), Section Finance with a specialisation in analysis and control in all business areas related to both internal and external control processes, and the role of company revisor or auditor for both internal and external audit of companies in Belgium.

**Stephan von Bismarck – Head of Sub-Advised Investment Management**

Stephan von Bismarck is the Head of Sub-Advised Investment Management of FIL Investment Management Limited in the UK. He joined FIL Group in 2004 and was responsible for investment management risk until the end of 2017. Stephan has worked in the asset management industry since 1988, with previous roles in investment research, portfolio management and product development. He has focused on risk management since 1999. Before joining the FIL Group, he was the Deputy Head of Global Risk Management for AXA Investment Managers.

Stephan holds a Master Degree in Mathematics and Computer Sciences from Hamburg University.

**Philip Hanssens – Chief Compliance Officer, Europe**

Philip Hanssens is Fidelity's Chief Compliance Officer, Europe. Philip joined Fidelity International in June 2018 and has been a Conducting Officer of FIL Investment Management (Luxembourg) S.A. since 2 December 2019. He leads the compliance advisory team in Europe which provides advice on a wide range of financial services regulatory and transactional issues. Philip is a lawyer qualified in England and Wales and has over 20 years of international experience. Prior to joining Fidelity, Philip assumed various legal and regulatory roles at GAM (UK), Nikko Asset Management (UK), AIG (UK), the Financial Conduct Authority (UK), the European Central Bank (Germany) and JP Morgan (Brussels).

Philip holds a Master of Laws in international banking and financial law from the Boston University School of Law and also holds a Master in Business Administration from INSEAD.

**Corinne Lamesch – Luxembourg Country Head**

Corinne Lamesch is the Luxembourg Country Head. She joined Fidelity International in 2008 and was responsible for all legal aspects of Fidelity's European-based fund ranges and businesses until 1 August 2019. She now acts as head of Fidelity's Luxembourg office.

Prior to joining Fidelity, she spent ten years in private practice at Allen & Overy and Clifford Chance. She is also the chairperson and board member of the Association of the Luxembourg Fund Industry ('ALFI').

Corinne holds a law degree from the Robert Schuman University in Strasbourg and a Masters in Comparative Jurisprudence from the New York University School of Law. She was admitted to the New York Bar in 1998 and to the Luxembourg Bar from 1999 to 2008.

**Karin Winklbauer – Director of Investment Risk Oversight**

Karin Winklbauer is a Director within Fidelity's Investment Risk Oversight team and Chief Risk Officer for FIL Investment Management (Luxembourg) S.A.. She has responsibility for the investment risk framework and governance and oversight of fund liquidity and investment model risk. She has more than a decade of experience in risk management across various fields including credit, operational and investment risk in the financial services industry. Prior to joining the Fidelity Group in November 2016, she was Head of Risk and Conducting Officer at WRM Capital Asset Management. Prior to WRM, she worked in a Senior Risk position for Alliance Bernstein and for Raiffeisenzentralbank, Vienna.

Karin holds a master's degree in economics and business from University of Passau, Germany.

**Paul Witham – Head of Luxembourg Transfer Agency, Europe**

Paul Witham is the Head of Luxembourg Transfer Agency at FIL Investment Management (Luxembourg) S.A. He joined the FIL Group in 2014, where he was initially responsible for Customer Services, in 2017 he took over responsibility for Transfer Agency. As Conducting Officer of FIL Investment Management (Luxembourg) S.A., his areas of responsibility are Transfer Agency and Distribution matters. He has 20 years of experience in the financial services industry, prior to joining the FIL Group, he was Assistant Vice President in Brown Brothers Harriman (Luxembourg) S.C.A. Transfer Agency department.

Paul holds a Business Studies qualification from Hedley Walter School and a qualification in Investment Administration from the Chartered Institute of Securities & Investment.

**3.4 Investment Manager and sub-managers**

The Management Company with the consent of the Fund has appointed FIL Fund Management Limited (the "**Investment Manager**") to provide the Fund with day-to-day investment management of each Sub-Fund under the supervision of, and subject to the control of, the Management Company and its Conducting Officers. FIL Fund Management Limited (domiciled in Bermuda) has been managing collective investment schemes or discretionary funds in Bermuda since August 2005. Its regulatory authority is the Bermuda Monetary Authority.

The Investment Manager may receive investment advice from, and act upon the advice of, any of its Connected Person<sup>1</sup> or any other third party adviser. Moreover, the Investment Manager may sub-delegate investment management activities to any of its Connected Person or any other eligible entity under the applicable regulation. The Investment Manager shall remain responsible for the proper performance by such entity of those responsibilities.

The appointment of the Investment Manager may be terminated under the circumstances set out in the Luxembourg Prospectus (including any events of insolvency).

As of 1 October 2021, the sub-managers to which the Investment Manager may sub-delegate the investment management of each Sub-Fund are as follows:

- 3.4.1 FIL Investments International (domiciled in the United Kingdom) has managed collective investment schemes or discretionary funds in the United Kingdom since 1979. Its regulatory authority is the Financial Conduct Authority of the United Kingdom.
- 3.4.2 FIL Investment Management (Hong Kong) Limited (domiciled in Hong Kong SAR) has managed collective investment schemes or discretionary funds in Hong Kong since 1981. Its regulatory authority is the Securities and Futures Commission of Hong Kong.
- 3.4.3 Fidelity Management & Research Company LLC (domiciled in the United States of America) has managed collective investment schemes or discretionary funds in the United States of America since 1946. Its regulatory authority is the United States Securities and Exchange Commission.
- 3.4.4 FIL Investments (Japan) Limited (domiciled in Japan) has managed collective investment schemes or discretionary funds in Japan since 1987. Its regulatory authorities are the Japanese Financial Services Agency and the Investment Trusts Association, Japan.
- 3.4.5 FIL Investment Management (Australia) Limited (domiciled in Australia) has managed collective investment schemes or discretionary funds in Australia since 2004. Its regulatory authority is the Australian Securities and Investments Commission.
- 3.4.6 FIL Gestion (domiciled in France) has managed collective investment schemes or discretionary funds in France since 2003. Its regulatory authority is the French *Autorité des Marchés Financiers*.
- 3.4.7 FIL Investment Management (Singapore) Limited (domiciled in Singapore) has managed collective investment schemes or discretionary funds in Singapore since 2003. Its regulatory authority is the Monetary Authority of Singapore.
- 3.4.8 Geode Capital Management, LLC (domiciled in the United States of America) has managed collective investment schemes or discretionary funds in the United States of America since 2002. Its regulatory authority is the United States Securities and Exchange Commission. It is also registered with the United States Commodity Futures Trading Commission as a commodity pool operator and commodity trading advisor and is a member of the United States National Futures Association.
- 3.4.9 FIAM LLC (domiciled in the United States of America) has managed collective investment schemes or discretionary funds in the United States of America since 2006. Its regulatory authority is the United States Securities and Exchange Commission.
- 3.4.10 FIL (Luxembourg) S.A. (domiciled in Luxembourg) has managed collective investment schemes or discretionary funds in Luxembourg since 2019. Its regulatory authority is the CSSF.

Each of the FIL Group entities, Geode Capital Management, LLC and FIAM LLC are licensed or regulated in its principal place of business in respect of its investment management activities. The sub-managers listed above may change from time to time and such change will be updated at the next Singapore Prospectus registration date. The list of all sub-managers having managed all or part of the assets of each Sub-Fund over the last six or twelve months will be published in the annual and semi-annual financial reports.

<sup>1</sup> “Connected Persons” is defined under the heading “DEFINITIONS” of the Luxembourg Prospectus.

The appointment of a sub-manager may be terminated under the circumstances set out in the relevant agreement (including any events of insolvency).

Details on the Investment Manager are set out under “Administration Details, Charges and Expenses”, Part IV of the Luxembourg Prospectus.

*Past performance of the Management Company, Investment Manager and/or sub-manager(s) is not indicative of their future performance.*

#### 4. OTHER PARTIES

##### 4.1 The Singapore Representative

4.1.1 FIL Investment Management (Singapore) Limited has been appointed by the Fund to act as the Fund’s local agent in Singapore to accept service of process on behalf of the Fund.

4.1.2 FIL Investment Management (Singapore) Limited has also been appointed by the Fund as the representative for each of the Sub-Funds in Singapore (the “**Singapore Representative**”) to provide and maintain certain administrative and other facilities in respect of the Sub-Funds.

4.1.3 The Singapore Representative will carry out the following key functions on behalf of the General Distributor in respect of the Sub-Funds’ distribution in Singapore and/or the Fund (as the case may be):

- (i) facilitate the issue and redemption of Shares in each Sub-Fund, in particular:
  - (a) receive and send immediately upon receipt applications for the issue or switching of Shares and requests for the redemption of Shares;
  - (b) receive and remit in such manner as the General Distributor may direct in writing, subscription monies in respect of applications for the issue of Shares, and issue to applicants receipts in respect of such monies;
- (ii) publish and provide information orally or in writing to Shareholders on the most recent published offer price and redemption price of Shares;
- (iii) facilitate the sending of reports of each Sub-Fund or the Fund to Shareholders;
- (iv) facilitate the inspection of instruments constituting the Fund and each Sub-Fund;
- (v) maintain on behalf of the General Distributor for inspection in Singapore a subsidiary register of Shareholders who subscribed for or purchased Shares of each Sub-Fund in Singapore, or maintain in Singapore any facility that enables the inspection or extraction of the equivalent information;
- (vi) procure the payment of amounts due from each Sub-Fund to Shareholders in respect of the proceeds of the redemption of Shares or any liquidation proceeds;
- (vii) make available at the Singapore Representative’s office for public inspection free of charge, and offering copies, free of charge, to Shareholders and/or applicants, of the Articles of Incorporation, the latest annual report and semi-annual report of the Fund and such other documents required under the SFA and its regulations;
- (viii) make available at the Singapore Representative’s office, free of charge, details or copies of any notices, advertisements, circulars and other documents of a similar nature which have been given or sent to Shareholders; and
- (ix) accept, on behalf of the Fund, service of all notices and other documents addressed to the Fund by any Shareholder and immediately despatch the same to the Fund.

4.1.4 Investors may access such information relating to them as contained in the subsidiary register or information facility at the office of the Singapore Representative during normal Singapore business hours.

4.1.5 The appointment of the Singapore Representative may be withdrawn if it is deemed to be in the interest of Shareholders (e.g. in the case of insolvency).

## 4.2 Depository

Brown Brothers Harriman (Luxembourg) S.C.A. (the “**Depository**”) has been appointed by the Fund as the depository bank for (i) the safekeeping of the assets of the Fund (ii) the cash monitoring, (iii) the oversight functions and (iv) such other services as are agreed in the Depository Agreement. Its appointment may be terminated under the circumstances set out in the Luxembourg Prospectus (including any events of insolvency). The Depository is regulated by the CSSF.

Pursuant to the provisions of Article 34bis of the Law of 2010 and of the Depository Agreement, the Depository may, subject to certain conditions and in order to effectively conduct its duties, delegate part or all of its safekeeping duties over the Fund’s assets set out in Article 34(3) of the Law of 2010, to one or more third-party delegates appointed by the Depository from time to time.

The Depository, in its role as depository of the Fund, provides access to securities markets throughout the world through the appointment of sub-custodians (also referred to as delegates). Such appointments are necessitated, in some cases, due to local regulatory, tax, legal and/or operational requirements. Together with its subsidiaries and affiliates, the Depository maintains a sub-custodian appointment and monitoring program in line with the requirements for delegation under Directive 2009/65/EC (UCITS V). The evaluation of potential sub-custodians includes an assessment of various factors, including reputation and standing, creditworthiness and financial health, controls and procedures, service level capabilities and business continuity preparedness. The sub-custodians will be licensed and regulated in the relevant jurisdictions.

Details on the Depository are set out under “Administration Details, Charges and Expenses”, Part IV of the Luxembourg Prospectus.

## 4.3 Auditor

The auditor of the Fund is Deloitte Audit S.à r.l..

## 4.4 Service agreements

The Management Company and the Fund have appointed FIL Limited to provide services in relation to the investments of the Sub-Funds including valuation, statistical, technical, reporting and other assistance. The Management Company and/or FIL Limited has outsourced certain administration services to other Fidelity group entities.

## 4.5 Other parties

Other entities appointed to provide services to the Fund are set out in “Administration Details, Charges and Expenses”, Part IV of the Luxembourg Prospectus.

# 5. **INVESTMENT OBJECTIVES**

- 5.1 The investment objective of each Sub-Fund is described under “Investment Policies and Objectives”, Part I (1.3) of the Luxembourg Prospectus, and for easy reference, is reproduced below:

### Equity Sub-Funds

#### Investor profile

The aim of the Equity Sub-Funds is to provide investors with long-term capital growth. Equity Sub-Funds may be suitable for investors who wish to participate in equity markets while being prepared to accept the risks described for each Equity Sub-Fund under “Risk Factors”, Part I (1.2) of the Luxembourg Prospectus. Investment in an Equity Sub-Fund can be regarded as a medium or long-term investment.

Sub-Fund	Investment Objective	Notes
Fidelity Funds – America Fund	<p>The Sub-Fund invests principally in US equity securities.</p> <p>The Sub-Fund is actively managed and references the S&amp;P500 Index (the “<b>Index</b>”) for performance comparison only.</p>	

Sub-Fund	Investment Objective	Notes
Fidelity Funds – American Growth Fund	<p>The Sub-Fund aims to achieve long-term capital growth, principally through a focused portfolio invested in companies having their head office or exercising a predominant part of their activity in the US.</p> <p>The Sub-Fund is actively managed and references the S&amp;P500 Index (the “<b>Index</b>”) for performance comparison only.</p>	
Fidelity Funds – ASEAN Fund	<p>The Sub-Fund invests principally in equity securities quoted on stock exchanges in the ASEAN region, such as Singapore, Malaysia, Thailand, the Philippines and Indonesia. The ASEAN countries are defined as the members of the Association of South East Asian Nations, which may include certain countries considered to be emerging markets.</p> <p>The Sub-Fund is actively managed. The Investment Manager will, when selecting investments for the Sub-Fund and for the purposes of monitoring risk consider the MSCI AC ASEAN Index (the “<b>Index</b>”) as the Index constituents are representative of the type of companies the Sub-Fund invests in. When monitoring risk, the Investment Manager references the Index for the purpose of setting internal guidelines. These guidelines represent overall levels of exposure relative to the Index and do not imply that the Sub-Fund will invest in the Index constituents. Where the Sub-Fund invests in securities that are included in the Index, its allocation to those securities is likely to differ from the Index allocation. The Investment Manager has a wide range of discretion with regards to the investment selection and may invest in companies, sectors, countries and security types not included in the Index in order to take advantage of investment opportunities. It is expected that over long time periods, the Sub-Fund’s performance will differ from the Index. However, over short time periods, the Sub-Fund’s performance may be close to the Index, depending on market conditions. The Sub-Fund’s performance can be assessed against its Index.</p>	<p>The Sub-Fund invests in the ASEAN region and may invest in different countries in this region. It is unconstrained in the amount that it may invest in any country in this region.</p>

Sub-Fund	Investment Objective	Notes
Fidelity Funds – Asia Pacific Opportunities Fund	<p>The Sub-Fund aims to provide long-term capital growth from a portfolio primarily comprised of securities of companies having their head office or exercising a material part of their activity in countries of the Asia Pacific (excluding Japan) region. This region includes certain countries considered to be emerging markets. The Sub-Fund will invest in a mixture of larger, medium and smaller sized companies. The Sub-Fund may invest its net assets directly in China A and B Shares.</p> <p>The Sub-Fund will invest in a limited number of securities, resulting in a reasonably concentrated portfolio.</p> <p>The Sub-Fund is actively managed. The Investment Manager will, when selecting investments for the Sub-Fund and for the purposes of monitoring risk, reference MSCI AC Asia Pacific ex Japan Index (the “<b>Index</b>”) as the Index constituents are representative of the type of companies the Sub-Fund invests in. The Sub-Fund’s performance can be assessed against its Index.</p> <p>The Investment Manager has a wide range of discretion relative to the Index. While the Sub-Fund will hold assets that are components of the Index, it may also invest in companies, countries or sectors that are not included in, and that have different weightings from, the Index in order to take advantage of investment opportunities. It is expected that over long time periods, the Sub-Fund’s performance will differ from the Index. However, over short time periods, the Sub-Fund’s performance may be close to the Index, depending on market conditions.</p>	<p>The Sub-Fund invests in the Asia Pacific (excluding Japan) region and may invest in different countries in this region. It is unconstrained in the amount that it may invest in any country in this region.</p> <p>The Sub-Fund can directly invest in China A Shares through the QFII status of FIL Investment Management (Hong Kong) Limited or through any permissible means available to the Sub-Fund under prevailing laws and regulations (including through the Stock Connect or any other eligible means). The Sub-Fund will invest less than 30% of its net assets directly and/or indirectly in onshore China A and B Shares on an aggregated basis.</p>



Sub-Fund	Investment Objective	Notes
Fidelity Funds – Asian Equity Fund	<p>The Sub-Fund aims to provide long-term capital appreciation by principally investing in equity securities quoted on the stock exchanges of the developing and newly developed Asia Pacific ex Japan regional economies. This region includes certain countries considered to be emerging markets. The Sub-Fund may invest its net assets directly in China A and B Shares.</p> <p>A minimum of 50% of the Sub-Fund's net assets will be invested in securities deemed to maintain sustainable characteristics, as described in the section entitled “Fidelity Sustainable Investing Framework”, Part I (1.3.2(a)) of the Luxembourg Prospectus. The Sub-Fund will consider a wide range of environmental and social characteristics on an ongoing basis. Environmental characteristics include, but are not limited to, climate change, mitigation and adaptation, water and waste management and biodiversity, while social characteristics include, but are not limited to, product safety, supply chain, health and safety and human rights. Environmental and social characteristics are analysed by Fidelity's fundamental analysts and rated through Fidelity Sustainability Ratings.</p> <p>The Sub-Fund is actively managed. The Investment Manager will, when selecting investments for the Sub-Fund and for the purposes of monitoring risk, reference MSCI AC Asia ex Japan Index (the “<b>Index</b>”) as the Index constituents are representative of the type of companies the Sub-Fund invests in. The Sub-Fund's performance can be assessed against its Index. The Investment Manager has a wide range of discretion relative to the Index. While the Sub-Fund will hold assets that are components of the Index, it may also invest in companies, countries or sectors that are not included in, and that have different weightings from, the Index in order to take advantage of investment opportunities. It is expected that over long time periods, the Sub-Fund's performance will differ from the Index. However, over short time periods, the Sub-Fund's performance may be close to the Index, depending on market conditions.</p> <p>Shareholders' attention is drawn to the fact that the Index is not an index which integrates environmental and social considerations. Instead, the Sub-Fund promotes environmental and social characteristics by adhering to the Fidelity Sustainable Investing Framework, as described above.</p>	<p>The Sub-Fund invests in Asia Pacific ex Japan region and may invest in different countries in this region. It is unconstrained in the amount that it may invest in any country in this region.</p> <p>The Sub-Fund can directly invest in China A Shares through the QFII status of FIL Investment Management (Hong Kong) Limited or through any permissible means available to the Sub-Fund under prevailing laws and regulations (including through the Stock Connect or any other eligible means). The Sub-Fund will invest less than 30% of its net assets directly and/or indirectly in onshore China A and B Shares on an aggregated basis. Investors should note that complying with the investment guidelines issued by the Singapore Central Provident Fund Board might have an implication on the Sub-Fund's risk rating and investment allocation.</p> <p>The Sub-Fund is subject to the disclosure requirements of article 8 of the SFDR.</p>



Sub-Fund	Investment Objective	Notes
Fidelity Funds – Asian Smaller Companies Fund	<p>The Sub-Fund aims to achieve long-term capital growth by investing primarily in a diversified portfolio of smaller companies that have their head office or exercise a predominant part of their activities in Asia Pacific (excluding Japan). This region includes certain countries considered to be emerging markets.</p> <p>The Sub-Fund is actively managed. The Investment Manager will, when selecting investments for the Sub-Fund and for the purposes of monitoring risk, reference MSCI AC Asia Pacific ex Japan Small Cap Australia Capped 10% Index (the “<b>Index</b>”) as the Index constituents are representative of the type of companies the Sub-Fund invests in. The Sub-Fund’s performance can be assessed against its Index.</p> <p>The Investment Manager has a wide range of discretion relative to the Index. While the Sub-Fund will hold assets that are components of the Index, it may also invest in companies, countries or sectors that are not included in, and that have different weightings from, the Index in order to take advantage of investment opportunities. It is expected that over long time periods, the Sub-Fund’s performance will differ from the Index. However, over short time periods, the Sub-Fund’s performance may be close to the Index, depending on market conditions.</p> <p><u>Portfolio Information:</u></p> <p>Smaller companies are generally defined as having a market capitalisation range of less than USD 5,000 million in terms of the company’s full market capitalisation. The Sub-Fund may have an exposure to companies with market capitalisations falling outside this range.</p>	<p>The Sub-Fund invests in Asia Pacific (excluding Japan) and may invest in different countries in this region. It is unconstrained in the amount that it may invest in any country in this region.</p>

Sub-Fund	Investment Objective	Notes
Fidelity Funds – Asian Special Situations Fund	<p>The Sub-Fund invests principally in special situations stocks and smaller growth companies in Asia, excluding Japan. This region includes certain countries considered to be emerging markets. Special situations stocks generally have valuations which are attractive in relation to net assets or earnings potential with additional factors which may have a positive influence on the share price. Up to 25% of the portfolio can consist of investments other than special situations stocks and smaller growth companies. The Sub-Fund may invest its net assets directly in China A and B Shares.</p> <p>A minimum of 50% of the Sub-Fund's net assets will be invested in securities deemed to maintain sustainable characteristics, as described in the section entitled "Fidelity Sustainable Investing Framework", Part I (1.3.2(a)) of the Luxembourg Prospectus. The Sub-Fund will consider a wide range of environmental and social characteristics on an ongoing basis. Environmental characteristics include, but are not limited to, climate change, mitigation and adaptation, water and waste management and biodiversity, while social characteristics include, but are not limited to, product safety, supply chain, health and safety and human rights. Environmental and social characteristics are analysed by Fidelity's fundamental analysts and rated through Fidelity Sustainability Ratings.</p> <p>The Sub-Fund is actively managed. The Investment Manager will, when selecting investments for the Sub-Fund and for the purposes of monitoring risk, reference MSCI AC Asia ex Japan Index (the "<b>Index</b>") as the Index constituents are representative of the type of companies the Sub-Fund invests in. The Sub-Fund's performance can be assessed against its Index.</p> <p>The Investment Manager has a wide range of discretion relative to the Index. While the Sub-Fund will hold assets that are components of the Index, it may also invest in companies, countries or sectors that are not included in, and that have different weightings from, the Index in order to take advantage of investment opportunities. It is expected that over long time periods, the Sub-Fund's performance will differ from the Index. However, over short time periods, the Sub-Fund's performance may be close to the Index, depending on market conditions.</p> <p>Shareholders' attention is drawn to the fact that the Index is not an index which integrates environmental and social considerations. Instead, the Sub-Fund promotes environmental and social characteristics by adhering to the Fidelity Sustainable Investing Framework, as described above.</p>	<p>The Sub-Fund invests in Asia, excluding Japan and may invest in different countries in this region. It is unconstrained in the amount that it may invest in any country in this region.</p> <p>The Sub-Fund can directly invest in China A Shares through the QFII status of FIL Investment Management (Hong Kong) Limited and/or through any permissible means available to the Sub-Fund under prevailing laws and regulations (including through the Stock Connect or any other eligible means). The Sub-Fund will invest less than 30% of its net assets directly and/or indirectly in onshore China A and B Shares on an aggregated basis.</p> <p>The Sub-Fund is subject to the disclosure requirements of article 8 of the SFDR.</p>

Sub-Fund	Investment Objective	Notes
Fidelity Funds – Australian Diversified Equity Fund (formerly known as Fidelity Funds – Australia Fund)	<p>The Sub-Fund aims to achieve income and long-term capital growth primarily through investments in Australian equity securities and related instruments. The Sub-Fund will invest in a mixture of larger, medium and smaller sized companies.</p> <p>The Sub-Fund may tactically also invest in Australian listed corporate hybrid and fixed income securities if the Investment Manager believes they offer better investment opportunities than the related equity.</p> <p>The largest ten holdings/securities held in the Sub-Fund's portfolio may account for 50% or more of the Sub-Fund's Net Asset Value, resulting in a reasonably concentrated portfolio.</p> <p>As well as investing directly in equity and fixed income securities, the Sub-Fund will also achieve exposure indirectly through the use of derivatives. To enhance the income of the Sub-Fund, derivatives (such as options) may be used to generate additional income. The types of financial derivative instrument that will be used include index, basket or single name futures, options and contracts for difference referencing equities or bonds. Options used will include put and call options including covered call options. The generation of additional income for example, through covered call options may impact the Sub-Fund's potential for capital growth, particularly in periods of rapidly rising markets where capital gains may be lower when compared with an equivalent uncovered portfolio.</p> <p>The Sub-Fund is actively managed. The Investment Manager will, when selecting investments for the Sub-Fund and for the purposes of monitoring risk, reference S&amp;P ASX 200 Index (the "<b>Index</b>") as the Index constituents are representative of the type of companies the Sub-Fund invests in. The Sub-Fund's performance can be assessed against its Index.</p>	<p>The Sub-Fund's source of income will mainly be generated from dividend payments (from equity securities) and coupon payments (from bond holdings).</p>

Sub-Fund	Investment Objective	Notes
	<p>The Investment Manager has a wide range of discretion relative to the Index. While the Sub-Fund will hold assets that are components of the Index, it may also invest in companies, countries or sectors that are not included in, and that have different weightings from, the Index in order to take advantage of investment opportunities. It is expected that over long time periods, the Sub-Fund's performance will differ from the Index. However, over short time periods, the Sub-Fund's performance may be close to the Index, depending on market conditions.</p> <p><u>Portfolio Information:</u></p> <p>The Sub-Fund may tactically invest up to 30% of its net assets in Australian listed corporate bonds including investment grade and high yield bonds. Investments in high yield bonds will not exceed 20% of the Sub-Fund's total net assets. Investments in collateralised and/or securitised debt instruments are up to 20% of the Sub-Fund's total net assets.</p> <p>Less than 30% of the Sub-Fund's total net assets will be invested in hybrids and CoCos, with less than 20% of the total net assets to be invested in CoCos.</p>	

Sub-Fund	Investment Objective	Notes
Fidelity Funds – China Consumer Fund	<p>The Sub-Fund aims to achieve long-term capital growth through investing primarily in equity securities of companies having their head office or exercising a predominant part of their activities in China or Hong Kong. China is considered to be an emerging market. These companies are involved in the development, manufacture or sales of goods or services to consumers in China. The Sub-Fund may invest its net assets directly in China A and B Shares.</p> <p>A minimum of 50% of the Sub-Fund's net assets will be invested in securities deemed to maintain sustainable characteristics, as described in the section entitled “Fidelity Sustainable Investing Framework”, Part I (1.3.2(a)) of the Luxembourg Prospectus. The Sub-Fund will consider a wide range of environmental and social characteristics on an ongoing basis. Environmental characteristics include, but are not limited to, climate change, mitigation and adaptation, water and waste management and biodiversity, while social characteristics include, but are not limited to, product safety, supply chain, health and safety and human rights. Environmental and social characteristics are analysed by Fidelity's fundamental analysts and rated through Fidelity Sustainability Ratings.</p> <p>The Sub-Fund is actively managed. The Investment Manager will, when selecting investments for the Sub-Fund and for the purposes of monitoring risk, reference MSCI China Index (the “<b>Index</b>”) as the Index constituents are representative of the type of companies the Sub-Fund invests in. The Sub-Fund's performance can be assessed against its Index.</p> <p>The Investment Manager has a wide range of discretion relative to the Index. While the Sub-Fund will hold assets that are components of the Index, it may also invest in companies, countries or sectors that are not included in, and that have different weightings from, the Index in order to take advantage of investment opportunities. It is expected that over long time periods, the Sub-Fund's performance will differ from the Index. However, over short time periods, the Sub-Fund's performance may be close to the Index, depending on market conditions.</p> <p>Shareholders' attention is drawn to the fact that the Index is not an index which integrates environmental and social considerations. Instead, the Sub-Fund promotes environmental and social characteristics by adhering to the Fidelity Sustainable Investing Framework, as described above.</p>	<p>The Sub-Fund can directly invest in China A Shares through the QFII status of FIL Investment Management (Hong Kong) Limited and/or through any permissible means available to the Sub-Fund under prevailing laws and regulations (including through the Stock Connect or any other eligible means) or indirectly such as by way of China A share access products including, but not limited to, equity linked notes, participation notes, credit-linked notes or funds investing in China A Shares.</p> <p>The Sub-Fund will invest up to 60% of its net assets directly and/or indirectly in onshore China A and B Shares on an aggregated basis.</p> <p>The Sub-Fund is subject to the disclosure requirements of article 8 of the SFDR.</p>

Sub-Fund	Investment Objective	Notes
Fidelity Funds – China Focus Fund	<p>The Sub-Fund will primarily focus on China through investment in securities of Chinese companies listed in China and Hong Kong, as well as securities in non-Chinese companies which have a significant portion of their activities in China. China is considered to be an emerging market. The Sub-Fund may invest its net assets directly in China A and B Shares.</p> <p>The Sub-Fund is actively managed. The Investment Manager will, when selecting investments for the Sub-Fund and for the purposes of monitoring risk, reference MSCI China Capped 10% Index (the “<b>Index</b>”) as the Index constituents are representative of the type of companies the Sub-Fund invests in. The Sub-Fund’s performance can be assessed against its Index.</p> <p>The Investment Manager has a wide range of discretion relative to the Index. While the Sub-Fund will hold assets that are components of the Index, it may also invest in companies, countries or sectors that are not included in, and that have different weightings from, the Index in order to take advantage of investment opportunities. It is expected that over long time periods, the Sub-Fund’s performance will differ from the Index. However, over short time periods, the Sub-Fund’s performance may be close to the Index, depending on market conditions.</p>	<p>The Sub-Fund invests in China and Hong Kong. The Sub-Fund is unconstrained in the amount that it may invest in either Hong Kong or China.</p> <p>The Sub-Fund can directly invest in China A Shares through the QFII status of FIL Investment Management (Hong Kong) Limited and/or through any permissible means available to the Sub-Fund under prevailing laws and regulations (including through the Stock Connect or any other eligible means) or indirectly such as by way of China A share access products including, but not limited to, equity linked notes, participation notes, credit-linked notes or funds investing in China A Shares.</p> <p>The Sub-Fund will invest up to 60% of its net assets directly and/or indirectly in onshore China A and B Shares on an aggregated basis.</p>

Sub-Fund	Investment Objective	Notes
Fidelity Funds – China Innovation Fund	<p>The Sub-Fund aims to achieve long-term capital growth primarily through investments in equity securities of companies that are listed in, or have their registered office in, or currently exercise, or are expected to exercise, a majority of their activity in the Greater China region, which includes Hong Kong, China, Taiwan and Macau. This region includes certain countries considered to be emerging markets. Investments will be linked to the theme of innovation, such as technology innovation, lifestyle innovation and environmental innovation. The investment focus under the technology innovation theme includes, but is not limited to, artificial intelligence and digitisation (i.e. technology of converting information into a digital form so as to optimise business processes, generate new revenue streams, expand market opportunities and increase productivity); automation and robotics and future mobility (i.e. technology and business model on driving, transport and travelling). The lifestyle innovation is based around transforming and improving lives through innovative solutions through health, wealth and education. Under the environmental innovation, focus will be on the development and application of products and processes that contribute to sustainable environmental protection and ecological improvements. Investments will include but are not limited to equity securities of companies that are involved in or are benefitting from the adoption of any of these themes.</p> <p>The largest ten holdings/securities held in the Sub-Fund's portfolio may account for 50% or more of the Sub-Fund's Net Asset Value, resulting in a reasonably concentrated portfolio.</p> <p>A minimum of 50% of the Sub-Fund's net assets will be invested in securities deemed to maintain sustainable characteristics, as described in the section entitled "Fidelity Sustainable Investing Framework", Part I (1.3.2(a)) of the Luxembourg Prospectus. The Sub-Fund will consider a wide range of environmental and social characteristics on an ongoing basis. Environmental characteristics include, but are not limited to, climate change, mitigation and adaptation, water and waste management and biodiversity, while social characteristics include, but are not limited to, product safety, supply chain, health and safety and human rights. Environmental and social characteristics are analysed by Fidelity's fundamental analysts and rated through Fidelity Sustainability Ratings.</p>	<p>The Sub-Fund can invest directly in China A Shares through the QFII status of FIL Investment Management (Hong Kong) Limited and/or through any permissible means available to the Sub-Fund under prevailing laws and regulations (including through the Stock Connect or any other eligible means) or indirectly such as by way of China A share access products including, but not limited to, equity linked notes, participation notes, credit-linked notes or funds investing in China A Shares. The Sub-Fund may invest up to 100% of its net assets directly and/or indirectly in onshore China A and B Shares on an aggregated basis. Less than 70% of the Sub-Fund's net assets will be invested in China A Shares through the QFII status.</p> <p>The Sub-Fund may invest up to 100%, of its net assets directly in China A Shares listed on the ChiNext market, the SME board or the STAR board, on an aggregate basis.</p> <p>The Sub-Fund is subject to the disclosure requirements of article 8 of the SFDR.</p>

Sub-Fund	Investment Objective	Notes
	<p>The Sub-Fund is actively managed. The Investment Manager will, when selecting investments for the Sub-Fund and for the purposes of monitoring risk, reference MSCI China All Share Index (the “<b>Index</b>”) as the Index constituents are representative of the type of companies the Sub-Fund invests in. The Sub-Fund’s performance can be assessed against its Index.</p> <p>The Investment Manager has a wide range of discretion relative to the Index. While the Sub-Fund will hold assets that are components of the Index, it may also invest in companies, countries or sectors that are not included in, and that have different weightings from, the Index in order to take advantage of investment opportunities. It is expected that over long time periods, the Sub-Fund’s performance will differ from the Index. However, over short time periods, the Sub-Fund’s performance may be close to the Index, depending on market conditions.</p> <p>Shareholders’ attention is drawn to the fact that the Index is not an index which integrates environmental and social considerations. Instead, the Sub-Fund promotes environmental and social characteristics by adhering to the Fidelity Sustainable Investing Framework, as described above.</p>	



Sub-Fund	Investment Objective	Notes
Fidelity Funds – Emerging Asia Fund	<p>The Sub-Fund aims to generate long-term capital growth through investing principally in securities of companies having their head office or exercising a predominant part of their activity in less developed countries of Asia that are considered as emerging markets according to the MSCI Emerging Markets Asia Index. The Sub-Fund may invest its net assets directly in China A and B Shares.</p> <p>A minimum of 50% of the Sub-Fund's net assets will be invested in securities deemed to maintain sustainable characteristics, as described in the section entitled "Fidelity Sustainable Investing Framework", Part I (1.3.2(a)) of the Luxembourg Prospectus. The Sub-Fund will consider a wide range of environmental and social characteristics on an ongoing basis. Environmental characteristics include, but are not limited to, climate change, mitigation and adaptation, water and waste management and biodiversity, while social characteristics include, but are not limited to, product safety, supply chain, health and safety and human rights. Environmental and social characteristics are analysed by Fidelity's fundamental analysts and rated through Fidelity Sustainability Ratings.</p> <p>The Sub-Fund is actively managed. The Investment Manager will, when selecting investments for the Sub-Fund and for the purposes of monitoring risk, reference MSCI Emerging Asia Composite Index (the "<b>Index</b>") as the Index constituents are representative of the type of companies the Sub-Fund invests in. The Sub-Fund's performance can be assessed against its Index. The Investment Manager has a wide range of discretion relative to the Index. While the Sub-Fund will hold assets that are components of the Index, it may also invest in companies, countries or sectors that are not included in, and that have different weightings from, the Index in order to take advantage of investment opportunities. It is expected that over long time periods, the Sub-Fund's performance will differ from the Index. However, over short time periods, the Sub-Fund's performance may be close to the Index, depending on market conditions.</p> <p>Shareholders' attention is drawn to the fact that the Index is not an index which integrates environmental and social considerations. Instead, the Sub-Fund promotes environmental and social characteristics by adhering to the Fidelity Sustainable Investing Framework, as described above.</p>	<p>The Sub-Fund invests in less developed countries of Asia and may invest in different countries in this region. It is unconstrained in the amount that it may invest in any country in this region.</p> <p>The Sub-Fund can directly invest in China A Shares through the QFII status of FIL Investment Management (Hong Kong) Limited and/or through any permissible means available to the Sub-Fund under prevailing laws and regulations (including through the Stock Connect or any other eligible means). The Sub-Fund will invest less than 30% of its net assets directly and/or indirectly in onshore China A and B Shares on an aggregated basis.</p> <p>The Sub-Fund is subject to the disclosure requirements of article 8 of the SFDR.</p>

Sub-Fund	Investment Objective	Notes
Fidelity Funds – Emerging Europe, Middle East and Africa Fund	<p>The Sub-Fund aims to generate long-term capital growth through investing primarily in securities of companies having their head office or exercising a predominant part of their activity in less developed countries of Central, Eastern and Southern Europe (including Russia), Middle East and Africa including those that are considered as emerging markets according to the MSCI EM Europe, Middle East and Africa Index.</p> <p>The Sub-Fund is actively managed. The Investment Manager will, for the purposes of monitoring risk, reference MSCI Emerging EMEA Capped 5% Index (the “<b>Index</b>”) as the Index constituents are representative of the type of companies the Sub-Fund invests in. The Sub-Fund’s performance can be assessed against its Index.</p> <p>The Investment Manager has a wide range of discretion relative to the Index. While the Sub-Fund will hold assets that are components of the Index, it may also invest in companies, countries or sectors that are not included in, and that have different weightings from, the Index in order to take advantage of investment opportunities. It is expected that over long time periods, the Sub-Fund’s performance will differ from the Index. However, over short time periods, the Sub-Fund’s performance may be close to the Index, depending on market conditions.</p>	<p>The Sub-Fund invests in less developed countries of Central, Eastern and Southern Europe (including Russia), Middle East and Africa and may invest in different countries in this region. It is unconstrained in the amount that it may invest in any country in this region. It is understood that under the current Luxembourg regulation a fund may invest not more than 10% of its net assets in unlisted securities not dealt on a Regulated Market. Some investments in Russian securities may be considered as falling under such limit.</p>

Sub-Fund	Investment Objective	Notes
Fidelity Funds – Emerging Markets Focus Fund	<p>The Sub-Fund aims to achieve capital growth by investing primarily in the equity securities of, and related instruments providing exposure to, companies that have their head office in, are listed in, or exercise a predominant part of their activity in developing markets including, although not limited to, countries in Latin America, South East Asia, Africa, Eastern Europe (including Russia) and the Middle East. The Sub-Fund may invest its net assets directly in China A and B Shares.</p> <p>A minimum of 50% of the Sub-Fund's net assets will be invested in securities deemed to maintain sustainable characteristics, as described in the section entitled “Fidelity Sustainable Investing Framework”, Part I (1.3.2(a)) of the Luxembourg Prospectus. The Sub-Fund will consider a wide range of environmental and social characteristics on an ongoing basis. Environmental characteristics include, but are not limited to, climate change, mitigation and adaptation, water and waste management and biodiversity, while social characteristics include, but are not limited to, product safety, supply chain, health and safety and human rights. Environmental and social characteristics are analysed by Fidelity's fundamental analysts and rated through Fidelity Sustainability Ratings.</p> <p>The Sub-Fund is actively managed. The Investment Manager will reference MSCI Emerging Markets Index (the “<b>Index</b>”) by seeking to outperform it as the Index constituents are representative of the type of companies the Sub-Fund invests in. The Sub-Fund's performance should be assessed against its Index.</p> <p>The Investment Manager has a wide range of discretion relative to the Index. While the Sub-Fund will hold assets that are components of the Index, it also is expected to invest in issuers, sectors, countries and security types that have different weightings from, and may not be included in the Index in order to take advantage of investment opportunities. It is expected that over long time periods, the Sub-Fund's performance will differ from the Index. However, over short time periods, the Sub-Fund's performance may be close to the Index, depending on market conditions.</p> <p>Shareholders' attention is drawn to the fact that the Index is not an index which integrates environmental and social considerations. Instead, the Sub-Fund promotes environmental and social characteristics by adhering to the Fidelity Sustainable Investing Framework, as described above.</p>	<p>The Sub-Fund invests in Latin America, Asia, Africa, Eastern Europe (including Russia) and the Middle East and may invest in different countries in this region. It is unconstrained in the amount that it may invest in any country in this region. It is understood that under the current Luxembourg regulation a fund may invest not more than 10% of its net assets in unlisted securities not dealt on a Regulated Market. Some investments in Russian securities may be considered as falling under such limit.</p> <p>The Sub-Fund can directly invest in China A Shares through the QFII status of FIL Investment Management (Hong Kong) Limited and/or through any permissible means available to the Sub-Fund under prevailing laws and regulations (including through the Stock Connect or any other eligible means). The Sub-Fund will invest less than 30% of its net assets directly and/or indirectly in onshore China A and B Shares on an aggregated basis.</p> <p>The Sub-Fund invests in a limited number of securities (generally between 20 to 80 under normal market conditions).</p> <p>The Sub-Fund is subject to the disclosure requirements of article 8 of the SFDR.</p>

Sub-Fund	Investment Objective	Notes
Fidelity Funds – Emerging Markets Fund	<p>The Sub-Fund invests principally in areas experiencing rapid economic growth including countries in Latin America, South East Asia, Africa, Eastern Europe (including Russia) and the Middle East. These regions include emerging markets. The Sub-Fund may invest its net assets directly in China A and B Shares.</p> <p>A minimum of 50% of the Sub-Fund's net assets will be invested in securities deemed to maintain sustainable characteristics, as described in the section entitled “Fidelity Sustainable Investing Framework”, Part I (1.3.2(a)) of the Luxembourg Prospectus. The Sub-Fund will consider a wide range of environmental and social characteristics on an ongoing basis. Environmental characteristics include, but are not limited to, climate change, mitigation and adaptation, water and waste management and biodiversity, while social characteristics include, but are not limited to, product safety, supply chain, health and safety and human rights. Environmental and social characteristics are analysed by Fidelity's fundamental analysts and rated through the use of Fidelity Sustainability Ratings.</p> <p>The Sub-Fund is actively managed. The Investment Manager will, for the purposes of monitoring risk, reference MSCI Emerging Markets Index (the “<b>Index</b>”) as the Index constituents are representative of the type of companies the Sub-Fund invests in. The Sub-Fund's performance can be assessed against its Index.</p> <p>The Investment Manager has a wide range of discretion relative to the Index. While the Sub-Fund will hold assets that are components of the Index, it may also invest in companies, countries or sectors that are not included in, and that have different weightings from, the Index in order to take advantage of investment opportunities. It is expected that over long time periods, the Sub-Fund's performance will differ, from the Index. However, over short time periods, the Sub-Fund's performance may be close to the Index, depending on market conditions.</p> <p>Shareholders' attention is drawn to the fact that the Index is not an index which integrates environmental and social considerations. Instead, the Sub-Fund promotes environmental and social characteristics by adhering to the Fidelity Sustainable Investing Framework, as described above.</p>	<p>The Sub-Fund invests in Latin America, Asia, Africa, Eastern Europe (including Russia) and the Middle East and may invest in different countries in this region. It is unconstrained in the amount that it may invest in any country in this region. It is understood that under the current Luxembourg regulation a fund may invest not more than 10% of its net assets in unlisted securities not dealt on a Regulated Market. Some investments in Russian securities may be considered as falling under such limit.</p> <p>The Sub-Fund can directly invest in China A Shares through the QFII status of FIL Investment Management (Hong Kong) Limited and/or through any permissible means available to the Sub-Fund under prevailing laws and regulations (including through the Stock Connect or any other eligible means). The Sub-Fund will invest less than 30% of its net assets directly and/or indirectly in onshore China A and B Shares on an aggregated basis.</p> <p>The Sub-Fund is subject to the disclosure requirements of article 8 of the SFDR.</p>

Sub-Fund	Investment Objective	Notes
Fidelity Funds – EURO STOXX 50® Fund	<p>The Sub-Fund aims to track the performance of the EURO STOXX 50® Index (before fees and expenses) (the “<b>Index</b>”) thereby seeking to achieve long term capital growth.</p> <p>The Sub-Fund uses an ‘index tracking’ (also known as ‘passive’) investment management approach whereby it aims to replicate the composition of the Index. However, for reasons such as liquidity or excessive cost, it may not always be practical for the Sub-Fund to invest in every company share in the Index or at its weighting within the Index.</p> <p>In order to manage the cash position, the Sub-Fund may invest in collective investment schemes (such as liquidity funds), including those managed by FIL Group, in addition to money market instruments, cash and deposits.</p> <p>As well as investing directly in company shares, the Sub-Fund will also achieve exposure indirectly through the use of derivatives for efficient portfolio management purposes, for example, at the time of cash inflows to remain fully invested or to reduce transaction costs.</p>	<p>EURO STOXX 50® is a registered trademark of STOXX Limited and has been licensed for certain purposes by Fidelity Funds. The Sub-Fund described is neither sponsored nor promoted, distributed or in any other manner supported by STOXX Limited and STOXX Limited does not assume any liability with respect to the Sub-Fund.</p> <p>For further information on the Sub-Fund and the EURO STOXX 50® Index, please refer to “Additional Information”, Part I (1.4) of the Luxembourg Prospectus and Schedule 2 of this Singapore Prospectus.</p> <p>The portfolio exposures of the Sub-Fund are not expected to deviate from the Index and the Sub-Fund is expected to have a 0.0% to 0.5% tracking error range.</p>

Sub-Fund	Investment Objective	Notes
Fidelity Funds – European Dynamic Growth Fund	<p>The Sub-Fund aims to achieve long-term capital growth, principally through investment in an actively managed portfolio of companies that have their head office or exercise a predominant part of their activity in Europe. The Sub-Fund will typically have a bias towards medium sized companies with a market capitalisation of between 1 and 10 billion Euro.</p> <p>A minimum of 50% of the Sub-Fund's net assets will be invested in securities deemed to maintain sustainable characteristics, as described in the section entitled "Fidelity Sustainable Investing Framework", Part I (1.3.2(a)) of the Luxembourg Prospectus. The Sub-Fund will consider a wide range of environmental and social characteristics on an ongoing basis. Environmental characteristics include, but are not limited to, climate change, mitigation and adaptation, water and waste management and biodiversity, while social characteristics include, but are not limited to, product safety, supply chain, health and safety and human rights. Environmental and social characteristics are analysed by Fidelity's fundamental analysts and rated through Fidelity Sustainability Ratings.</p> <p>The Sub-Fund is actively managed and references the MSCI Europe Index (the "<b>Index</b>") for performance comparison only.</p> <p>Shareholders' attention is drawn to the fact that the Index is not an index which integrates environmental and social considerations. Instead, the Sub-Fund promotes environmental and social characteristics by adhering to the Fidelity Sustainable Investing Framework, as described above.</p>	The Sub-Fund is subject to the disclosure requirements of article 8 of the SFDR.

Sub-Fund	Investment Objective	Notes
Fidelity Funds – European Growth Fund	<p>The Sub-Fund invests principally in equity securities quoted on European stock exchanges.</p> <p>A minimum of 50% of the Sub-Fund's net assets will be invested in securities deemed to maintain sustainable characteristics, as described in the section entitled "Fidelity Sustainable Investing Framework", Part I (1.3.2(a)) of the Luxembourg Prospectus. The Sub-Fund will consider a wide range of environmental and social characteristics on an ongoing basis. Environmental characteristics include, but are not limited to, climate change, mitigation and adaptation, water and waste management and biodiversity, while social characteristics include, but are not limited to, product safety, supply chain, health and safety and human rights. Environmental and social characteristics are analysed by Fidelity's fundamental analysts and rated through Fidelity Sustainability Ratings.</p> <p>The Sub-Fund is actively managed. The Investment Manager will, when selecting investments for the Sub-Fund and for the purposes of monitoring risk, reference MSCI Europe Index (the "<b>Index</b>") as the Index constituents are representative of the type of companies the Sub-Fund invests in. The Sub-Fund's performance can be assessed against its Index.</p> <p>The Investment Manager has a wide range of discretion relative to the Index. While the Sub-Fund will hold assets that are components of the Index, it may also invest in companies, countries or sectors that are not included in, and that have different weightings from, the Index in order to take advantage of investment opportunities. It is expected that over long time periods, the Sub-Fund's performance will differ from the Index. However, over short time periods, the Sub-Fund's performance may be close to the Index, depending on market conditions.</p> <p>Shareholders' attention is drawn to the fact that the Index is not an index which integrates environmental and social considerations. Instead, the Sub-Fund promotes environmental and social characteristics by adhering to the Fidelity Sustainable Investing Framework, as described above.</p>	<p>The Sub-Fund is subject to the disclosure requirements of article 8 of the SFDR.</p>

Sub-Fund	Investment Objective	Notes
Fidelity Funds – European Larger Companies Fund	<p>The Sub-Fund aims to achieve long-term growth, primarily through investments in equity securities of larger European Companies.</p> <p>A minimum of 50% of the Sub-Fund's net assets will be invested in securities deemed to maintain sustainable characteristics, as described in the section entitled "Fidelity Sustainable Investing Framework", Part I (1.3.2(a)) of the Luxembourg Prospectus. The Sub-Fund will consider a wide range of environmental and social characteristics on an ongoing basis. Environmental characteristics include, but are not limited to, climate change, mitigation and adaptation, water and waste management and biodiversity, while social characteristics include, but are not limited to, product safety, supply chain, health and safety and human rights. Environmental and social characteristics are analysed by Fidelity's fundamental analysts and rated through Fidelity Sustainability Ratings.</p> <p>The Sub-Fund is actively managed. The Investment Manager will, when selecting investments for the Sub-Fund and for the purposes of monitoring risk, reference MSCI Europe Index (the "<b>Index</b>") as the Index constituents are representative of the type of companies the Sub-Fund invests in. The Sub-Fund's performance can be assessed against its Index.</p> <p>The Investment Manager has a wide range of discretion relative to the Index. While the Sub-Fund will hold assets that are components of the Index, it may also invest in companies, countries or sectors that are not included in, and that have different weightings from, the Index in order to take advantage of investment opportunities. It is expected that over long time periods, the Sub-Fund's performance will differ from the Index. However, over short time periods, the Sub-Fund's performance may be close to the Index, depending on market conditions.</p> <p>Shareholders' attention is drawn to the fact that the Index is not an index which integrates environmental and social considerations. Instead, the Sub-Fund promotes environmental and social characteristics by adhering to the Fidelity Sustainable Investing Framework, as described above.</p>	The Sub-Fund is subject to the disclosure requirements of article 8 of the SFDR.



Sub-Fund	Investment Objective	Notes
Fidelity Funds – European Smaller Companies Fund	<p>The Sub-Fund invests principally in equity securities of small and medium-sized European companies.</p> <p>The Sub-Fund is actively managed. The Investment Manager will, when selecting investments for the Sub-Fund and for the purposes of monitoring risk, reference EMIX Smaller European Companies Index (the “<b>Index</b>”) as the Index constituents are representative of the type of companies the Sub-Fund invests in. The Sub-Fund’s performance can be assessed against its Index.</p> <p>The Investment Manager has a wide range of discretion relative to the Index. While the Sub-Fund will hold assets that are components of the Index, it may also invest in companies, countries or sectors that are not included in, and that have different weightings from, the Index in order to take advantage of investment opportunities. It is expected that over long time periods, the Sub-Fund’s performance will differ from the Index. However, over short time periods, the Sub-Fund’s performance may be close to the Index, depending on market conditions.</p>	
Fidelity Funds – France Fund	<p>The Sub-Fund invests principally in French equity securities. The Sub-Fund will have a mixture of investments in larger, medium and smaller sized companies.</p> <p>The Sub-Fund is actively managed and references the CAC All-Tradable Index (the “<b>Index</b>”) for performance comparison only.</p>	

Sub-Fund	Investment Objective	Notes
Fidelity Funds – Germany Fund	<p>The Sub-Fund invests principally in German equity securities.</p> <p>The Sub-Fund is actively managed. The Investment Manager will, when selecting investments for the Sub-Fund and for the purposes of monitoring risk, reference HDAX® Total Return Index (the “<b>Index</b>”) as the Index constituents are representative of the type of companies the Sub-Fund invests in. The Sub-Fund’s performance can be assessed against its Index.</p> <p>The Investment Manager has a wide range of discretion relative to the Index. While the Sub-Fund will hold assets that are components of the Index, it may also invest in companies, countries or sectors that are not included in, and that have different weightings from, the Index in order to take advantage of investment opportunities. It is expected that over long time periods, the Sub-Fund’s performance will differ from the Index. However, over short time periods, the Sub-Fund’s performance may be close to the Index, depending on market conditions.</p>	

Sub-Fund	Investment Objective	Notes
Fidelity Funds – Global Demographics Fund	<p>The Sub-Fund aims to achieve long-term capital growth from a portfolio primarily invested in equity securities of companies throughout the world that are able to benefit from demographics changes. Investments will include, but are not limited to, health care and consumer industries companies that stand to benefit from the effects of growing life expectancy in ageing populations, and the creation of wealth in emerging markets. Less than 30% of the Sub-Fund's assets may be invested in emerging markets. Subject to the above, the Investment Manager is free to select any company regardless of size, industry or location and will concentrate its investment in a more limited number of companies and therefore the resulting portfolio will be less diversified.</p> <p>A minimum of 50% of the Sub-Fund's net assets will be invested in securities deemed to maintain sustainable characteristics, as described in the section entitled “Fidelity Sustainable Investing Framework”, Part I (1.3.2(a)) of the Luxembourg Prospectus. The Sub-Fund will consider a wide range of environmental and social characteristics on an ongoing basis. Environmental characteristics include, but are not limited to, climate change, mitigation and adaptation, water and waste management and biodiversity, while social characteristics include, but are not limited to, product safety, supply chain, health and safety and human rights. Environmental and social characteristics are analysed by Fidelity's fundamental analysts and rated through Fidelity Sustainability Ratings.</p> <p>The Sub-Fund is actively managed. The Investment Manager will, when selecting investments for the Sub-Fund and for the purposes of monitoring risk, reference MSCI ACWI Index (the “<b>Index</b>”) as the Index constituents are representative of the type of companies the Sub-Fund invests in. The Sub-Fund's performance can be assessed against its Index. The Investment Manager has a wide range of discretion relative to the Index. While the Sub-Fund will hold assets that are components of the Index, it may also invest in companies, countries or sectors that are not included in, and that have different weightings from, the Index in order to take advantage of investment opportunities. It is expected that over long time periods, the Sub-Fund's performance will differ from the Index. However, over short time periods, the Sub-Fund's performance may be close to the Index, depending on market conditions.</p>	<p>As the Sub-Fund may invest globally, it may invest across different countries and regions. It is unconstrained in the amount it may invest in any single country or region.</p> <p>The Sub-Fund is subject to the disclosure requirements of article 8 of the SFDR.</p>

Sub-Fund	Investment Objective	Notes
	<p>Shareholders' attention is drawn to the fact that the Index is not an index which integrates environmental and social considerations. Instead, the Sub-Fund promotes environmental and social characteristics by adhering to the Fidelity Sustainable Investing Framework, as described above.</p>	
Fidelity Funds – Global Financial Services Fund	<p>The Sub-Fund aims to provide investors with long-term capital growth, principally through investment in the equity securities of companies throughout the world which are involved in providing financial services to consumers and industry. As this Sub-Fund may invest globally, it may be exposed to countries considered to be emerging markets.</p> <p>The Sub-Fund is actively managed. The Investment Manager will, when selecting investments for the Sub-Fund and for the purposes of monitoring risk, reference MSCI AC World Financials Index (the “<b>Index</b>”) as the Index constituents are representative of the type of companies the Sub-Fund invests in. The Sub-Fund's performance can be assessed against its Index.</p> <p>The Investment Manager has a wide range of discretion relative to the Index. While the Sub-Fund will hold assets that are components of the Index, it may also invest in companies, countries or sectors that are not included in, and that have different weightings from, the Index in order to take advantage of investment opportunities. It is expected that over long time periods, the Sub-Fund's performance will differ from the Index. However, over short time periods, the Sub-Fund's performance may be close to the Index, depending on market conditions.</p>	

Sub-Fund	Investment Objective	Notes
Fidelity Funds – Global Focus Fund	<p>The Sub-Fund aims to achieve long-term capital growth from a portfolio primarily invested in stocks across the world's stock markets. The manager is free to select any company regardless of size, industry or location and will concentrate its investments in a more limited number of companies and therefore the resulting portfolio will be less diversified. As this Sub-Fund may invest globally, it may be exposed to countries considered to be emerging markets.</p> <p>The Sub-Fund is actively managed. The Investment Manager will, when selecting investments for the Sub-Fund and for the purposes of monitoring risk consider the MSCI ACWI Index (the “<b>Index</b>”) as the Index constituents are representative of the type of companies the Sub-Fund invests in. When monitoring risk, the Investment Manager may reference the Index for the purpose of setting internal guidelines. These guidelines represent overall levels of exposure relative to the Index. Where the Sub-Fund invests in securities that are included in the Index, its allocation to those securities is likely to differ from the Index allocation. The Investment Manager has a wide range of discretion with regards to the investment selection and may invest in companies, sectors, countries and security types not included in the Index in order to take advantage of investment opportunities although a substantial portion of the Sub-Fund's investments is likely to be part of the Index. Over short time periods, the Sub-Fund's performance may be close to the Index, depending on market conditions. Over longer time periods, both the Sub-Fund's portfolio and performance are expected to vary from that of the Index. The Sub-Fund's performance can be assessed against its Index as the Index constituents are representative of the type of companies the Sub-Fund invests in.</p>	

Sub-Fund	Investment Objective	Notes
Fidelity Funds – Global Health Care Fund	<p>The Sub-Fund aims to provide investors with long-term capital growth, principally through investment in the equity securities of companies throughout the world which are involved in the design, manufacture, or sale of products and services used for or in connection with health care, medicine or biotechnology.</p> <p>A minimum of 50% of the Sub-Fund's net assets will be invested in securities deemed to maintain sustainable characteristics, as described in the section entitled "Fidelity Sustainable Investing Framework", Part I (1.3.2(a)) of the Luxembourg Prospectus. The Sub-Fund will consider a wide range of environmental and social characteristics on an ongoing basis. Environmental characteristics include, but are not limited to, climate change, mitigation and adaptation, water and waste management and biodiversity, while social characteristics include, but are not limited to, product safety, supply chain, health and safety and human rights. Environmental and social characteristics are analysed by Fidelity's fundamental analysts and rated through Fidelity Sustainability Ratings.</p> <p>The Sub-Fund is actively managed. The Investment Manager will, when selecting investments for the Sub-Fund and for the purposes of monitoring risk, reference MSCI AC World Health Care Index (the "<b>Index</b>") as the Index constituents are representative of the type of companies the Sub-Fund invests in. The Sub-Fund's performance can be assessed against its Index.</p> <p>The Investment Manager has a wide range of discretion relative to the Index. While the Sub-Fund will hold assets that are components of the Index, it may also invest in companies, countries or sectors that are not included in, and that have different weightings from, the Index in order to take advantage of investment opportunities. It is expected that over long time periods, the Sub-Fund's performance will differ from the Index. However, over short time periods, the Sub-Fund's performance may be close to the Index, depending on market conditions.</p> <p>Shareholders' attention is drawn to the fact that the Index is not an index which integrates environmental and social considerations. Instead, the Sub-Fund promotes environmental and social characteristics by adhering to the Fidelity Sustainable Investing Framework, as described above.</p>	The Sub-Fund is subject to the disclosure requirements of article 8 of the SFDR.

Sub-Fund	Investment Objective	Notes
Fidelity Funds – Global Industrials Fund	<p>The Sub-Fund aims to provide investors with long-term capital growth, principally through investment in the equity securities of companies throughout the world which are involved in the research, development, manufacture, distribution, supply, or sale of materials, equipment, products or services related to cyclical and natural resources industries. As this Sub-Fund may invest globally, it may be exposed to countries considered to be emerging markets.</p> <p>The Sub-Fund is actively managed. The Investment Manager will, when selecting investments for the Sub-Fund and for the purposes of monitoring risk, reference MSCI AC World Industrials + Materials + Energy Index (the “<b>Index</b>”) as the Index constituents are representative of the type of companies the Sub-Fund invests in. The Sub-Fund’s performance can be assessed against its Index.</p> <p>The Investment Manager has a wide range of discretion relative to the Index. While the Sub-Fund will hold assets that are components of the Index, it may also invest in companies, countries or sectors that are not included in, and that have different weightings from, the Index in order to take advantage of investment opportunities. It is expected that over long time periods, the Sub-Fund’s performance will differ from the Index. However, over short time periods, the Sub-Fund’s performance may be close to the Index, depending on market conditions.</p>	

Sub-Fund	Investment Objective	Notes
Fidelity Funds – Global Low Volatility Equity Fund	<p>The Sub-Fund aims to achieve long-term capital growth from a portfolio primarily made up of the equity securities of companies throughout the developed world. The Sub-Fund seeks to maintain an overall volatility profile that is lower than the global equity market. The Investment Manager is not restricted in its choice of companies either by size of industry, or in terms of geographical allocation of the portfolio, and will choose investments largely determined by the availability of attractive opportunities.</p> <p>The Sub-Fund is actively managed. The Investment Manager will, when selecting investments for the Sub-Fund and for the purposes of monitoring risk, reference MSCI World Index (the “<b>Index</b>”) as the Index constituents are representative of the type of companies the Sub-Fund invests in. The Sub-Fund’s performance can be assessed against its Index.</p> <p>The Investment Manager has a wide range of discretion relative to the Index. While the Sub-Fund will hold assets that are components of the Index, it may also invest in companies, countries or sectors that are not included in, and that have different weightings from, the Index in order to take advantage of investment opportunities. It is expected that over long time periods, the Sub-Fund’s performance will differ from the Index. However, over short time periods, the Sub-Fund’s performance may be close to the Index, depending on market conditions.</p>	



Sub-Fund	Investment Objective	Notes
Fidelity Funds – Global Property Fund	<p>The Sub-Fund aims to achieve a combination of income and long-term capital growth primarily from investments in securities of companies principally engaged in the real estate industry and other real estate related investments.</p> <p>The Sub-Fund is actively managed. The Investment Manager will, when selecting investments for the Sub-Fund and for the purposes of monitoring risk consider the FTSE EPRA/NAREIT Developed Index (the “<b>Index</b>”) as the Index constituents are representative of the type of companies the Sub-Fund invests in. When monitoring risk, the Investment Manager may reference the Index for the purpose of setting internal guidelines. These guidelines represent overall levels of exposure relative to the Index. Where the Sub-Fund invests in securities that are included in the Index, its allocation to those securities is likely to differ from the Index allocation. The Investment Manager has a wide range of discretion with regards to the investment selection and may invest in companies, sectors, countries and security types not included in the Index in order to take advantage of investment opportunities although a substantial portion of the Sub-Fund’s investments is likely to be part of the Index. Over short time periods, the Sub-Fund’s performance may be close to the Index, depending on market conditions. Over longer time periods, both the Sub-Fund’s portfolio and performance are expected to vary from that of the Index. The Sub-Fund’s performance can be assessed against its Index as the Index constituents are representative of the type of companies the Sub-Fund invests in.</p>	As the Sub-Fund may invest globally, it may invest across different countries and regions. It is unconstrained in the amount it may invest in any single country or region.

Sub-Fund	Investment Objective	Notes
Fidelity Funds – Global Technology Fund	<p>The Sub-Fund aims to provide investors with long-term capital growth, principally through investment in the equity securities of companies throughout the world that have, or will, develop products, processes or services that will provide, or will benefit significantly from, technological advances and improvements. As this Sub-Fund may invest globally, it may be exposed to countries considered to be emerging markets.</p> <p>A minimum of 50% of the Sub-Fund's net assets will be invested in securities deemed to maintain sustainable characteristics, as described in the section entitled "Fidelity Sustainable Investing Framework", Part I (1.3.2(a)) of the Luxembourg Prospectus. The Sub-Fund will consider a wide range of environmental and social characteristics on an ongoing basis. Environmental characteristics include, but are not limited to, climate change, mitigation and adaptation, water and waste management and biodiversity, while social characteristics include, but are not limited to, product safety, supply chain, health and safety and human rights. Environmental and social characteristics are analysed by Fidelity's fundamental analysts and rated through Fidelity Sustainability Ratings.</p> <p>The Sub-Fund is actively managed. The Investment Manager will, when selecting investments for the Sub-Fund and for the purposes of monitoring risk, reference MSCI AC World Information Technology Index (the "<b>Index</b>") as the Index constituents are representative of the type of companies the Sub-Fund invests in. The Sub-Fund's performance can be assessed against its Index.</p> <p>The Investment Manager has a wide range of discretion relative to the Index. While the Sub-Fund will hold assets that are components of the Index, it may also invest in companies, countries or sectors that are not included in, and that have different weightings from, the Index in order to take advantage of investment opportunities. It is expected that over long time periods, the Sub-Fund's performance will differ from the Index. However, over short time periods, the Sub-Fund's performance may be close to the Index, depending on market conditions.</p> <p>Shareholders' attention is drawn to the fact that the Index is not an index which integrates environmental and social considerations. Instead, the Sub-Fund promotes environmental and social characteristics by adhering to the Fidelity Sustainable Investing Framework, as described above.</p>	The Sub-Fund is subject to the disclosure requirements of article 8 of the SFDR.

Sub-Fund	Investment Objective	Notes
Fidelity Funds – Global Thematic Opportunities Fund	<p>The Sub-Fund aims to achieve long-term capital growth from a portfolio primarily made up of equity securities of companies throughout the world including emerging markets. The Sub-Fund aims to invest in multiple long-term market themes by investing in securities that may benefit from structural and/or secular (i.e. long term and not cyclical) changes in economic and social factors, such as disruptive technologies, demographics and climate change. Secular changes generally last for ten years or more and can lead to structural changes.</p> <p>Disruptive technologies are innovations that meaningfully change consumer, industry or company behaviour. Demographic trends are long-term dynamics including those related to ageing population (including companies relating to healthcare and retirement consumption), growth of the middle class (companies exposed to increased consumption, increasing financial services and urbanisation), and population growth (including companies exposed to scarcity of resources and need for improving productivity and automation). The Investment Manager has the discretion on the choice of themes the Sub-Fund invests in.</p> <p>The Investment Manager may invest in any country and in any currency and is not restricted in its choice of companies either by size or industry.</p> <p>The Sub-Fund may invest its net assets directly in China A and B Shares.</p> <p>The Sub-Fund may also seek exposure of up to 20% of its net assets to closed-ended real estate investment trusts (REITs).</p> <p>A minimum of 50% of the Sub-Fund's net assets will be invested in securities deemed to maintain sustainable characteristics, as described in the section entitled "Fidelity Sustainable Investing Framework", Part I (1.3.2(a)) of the Luxembourg Prospectus. The Sub-Fund will consider a wide range of environmental and social characteristics on an ongoing basis. Environmental characteristics include, but are not limited to, climate change, mitigation and adaptation, water and waste management and biodiversity, while social characteristics include, but are not limited to, product safety, supply chain, health and safety and human rights. Environmental and social characteristics are analysed by Fidelity's fundamental analysts and rated through Fidelity Sustainability Ratings.</p> <p>The Sub-Fund is actively managed and references the MSCI ACWI Index (the "<b>Index</b>") for performance comparison only.</p>	<p>As the Sub-Fund may invest globally, it may invest across different countries and regions. It is unconstrained in the amount it may invest in any single country or region.</p> <p>The dividend or payout policy of the underlying closed-ended REITs is not representative of the dividend or payout policy of this Sub-Fund.</p> <p>The Sub-Fund can directly invest in China A Shares through the QFII status of FIL Investment Management (Hong Kong) Limited or through any permissible means available to the Sub-Fund under prevailing laws and regulations (including through the Stock Connect or any other eligible means).</p> <p>The Sub-Fund will invest less than 30% of its net assets directly and/or indirectly in onshore China A and B Shares on an aggregated basis.</p> <p>The Sub-Fund is subject to the disclosure requirements of article 8 of the SFDR.</p>

Sub-Fund	Investment Objective	Notes
	<p>Shareholders' attention is drawn to the fact that the Index is not an index which integrates environmental and social considerations. Instead, the Sub-Fund promotes environmental and social characteristics by adhering to the Fidelity Sustainable Investing Framework, as described above.</p>	
Fidelity Funds – Greater China Fund	<p>The Sub-Fund invests principally in equity securities quoted on stock exchanges in the Greater China region, which includes Hong Kong, China and Taiwan. This region includes certain countries considered to be emerging markets. The Sub-Fund may invest its net assets directly in China A and B Shares.</p> <p>The Sub-Fund is actively managed. The Investment Manager will, when selecting investments for the Sub-Fund and for the purposes of monitoring risk consider the MSCI Golden Dragon Index (the “<b>Index</b>”) as the Index constituents are representative of the type of companies the Sub-Fund invests in. When monitoring risk, the Investment Manager may reference the Index for the purpose of setting internal guidelines. These guidelines represent overall levels of exposure relative to the Index. Where the Sub-Fund invests in securities that are included in the Index, its allocation to those securities is likely to differ from the Index allocation. The Investment Manager has a wide range of discretion with regards to the investment selection and may invest in companies, sectors, countries and security types not included in the Index in order to take advantage of investment opportunities although a substantial portion of the Sub-Fund's investments is likely to be part of the Index. Over short time periods, the Sub-Fund's performance may be close to the Index, depending on market conditions. Over longer time periods, both the Sub-Fund's portfolio and performance are expected to vary from that of the Index. The Sub-Fund's performance can be assessed against its Index as the Index constituents are representative of the type of companies the Sub-Fund invests in.</p>	<p>The Sub-Fund can directly invest in China A Shares through the QFII status of FIL Investment Management (Hong Kong) Limited and/or through any permissible means available to the Sub-Fund under prevailing laws and regulations (including through the Stock Connect or any other eligible means) or indirectly such as by way of China A share access products including, but not limited to, equity linked notes, participation notes, credit-linked notes or funds investing in China A Shares.</p> <p>The Sub-Fund will invest up to 60% of its net assets directly and/or indirectly in onshore China A and B Shares on an aggregated basis.</p> <p>The Sub-Fund invests in the Greater China region, which includes Hong Kong, China and Taiwan and may invest in different countries in this region. It is unconstrained in the amount that it may invest in any country in this region.</p>

Sub-Fund	Investment Objective	Notes
Fidelity Funds – Greater China Fund II	<p>The Sub-Fund invests principally in equity securities quoted on stock exchanges in the Greater China region, which includes Hong Kong, China and Taiwan. This region includes certain countries considered to be emerging markets. The Sub-Fund will be in compliance with the investment guidelines issued by the Singapore Central Provident Fund Board. The Sub-Fund may invest its net assets directly in China A and B Shares.</p> <p>The Sub-Fund is actively managed. The Investment Manager will, when selecting investments for the Sub-Fund and for the purposes of monitoring risk consider the MSCI Golden Dragon Index (the “<b>Index</b>”) as the Index constituents are representative of the type of companies the Sub-Fund invests in. When monitoring risk, the Investment Manager may reference the Index for the purpose of setting internal guidelines. These guidelines represent overall levels of exposure relative to the Index. Where the Sub-Fund invests in securities that are included in the Index, its allocation to those securities is likely to differ from the Index allocation. The Investment Manager has a wide range of discretion with regards to the investment selection and may invest in companies, sectors, countries and security types not included in the Index in order to take advantage of investment opportunities although a substantial portion of the Sub-Fund’s investments is likely to be part of the Index. Over short time periods, the Sub-Fund’s performance may be close to the Index, depending on market conditions. Over longer time periods, both the Sub-Fund’s portfolio and performance are expected to vary from that of the Index. The Sub-Fund’s performance can be assessed against its Index as the Index constituents are representative of the type of companies the Sub-Fund invests in.</p>	<p>The Sub-Fund invests in the Greater China region, which includes Hong Kong, China and Taiwan and may invest in different countries in this region. It is unconstrained in the amount that it may invest in any country in this region.</p> <p>The Sub-Fund can directly invest in China A Shares through the QFII status of FIL Investment Management (Hong Kong) Limited and/or through any permissible means available to the Sub-Fund under prevailing laws and regulations (including through the Stock Connect or any other eligible means) or indirectly such as by way of China A share access products including, but not limited to, equity linked notes, participation notes, credit-linked notes or funds investing in China A Shares. The Sub-Fund will invest less than 60% of its net assets directly and/or indirectly in onshore China A and B Shares on an aggregated basis.</p> <p>Investors should note that complying with the investment guidelines issued by the Singapore Central Provident Fund Board might have an implication on the Sub-Fund’s risk rating and investment allocation.</p>
Fidelity Funds – Iberia Fund	<p>The Sub-Fund invests principally in Spanish and Portuguese equity securities.</p> <p>The Sub-Fund is actively managed and references 80% MSCI Spain Index; 20% MSCI Portugal Index (the “<b>Index</b>”) for performance comparison only.</p>	

Sub-Fund	Investment Objective	Notes
Fidelity Funds – India Focus Fund	<p>The Sub-Fund aims to provide long-term growth, principally through investment in equity securities of Indian companies listed in India, as well as securities in non-Indian companies which have a significant portion of their activities in India. India is considered to be an emerging market.</p> <p>A minimum of 50% of the Sub-Fund's net assets will be invested in securities deemed to maintain sustainable characteristics, as described in the section entitled "Fidelity Sustainable Investing Framework", Part I (1.3.2(a)) of the Luxembourg Prospectus. The Sub-Fund will consider a wide range of environmental and social characteristics on an ongoing basis. Environmental characteristics include, but are not limited to, climate change, mitigation and adaptation, water and waste management and biodiversity, while social characteristics include, but are not limited to, product safety, supply chain, health and safety and human rights. Environmental and social characteristics are analysed by Fidelity's fundamental analysts and rated through Fidelity Sustainability Ratings.</p> <p>The Sub-Fund is actively managed. The Investment Manager will, for the purposes of monitoring risk, reference MSCI India Capped 8% Index (the "<b>Index</b>") as the Index constituents are representative of the type of companies the Sub-Fund invests in. The Sub-Fund's performance can be assessed against its Index.</p> <p>The Investment Manager has a wide range of discretion relative to the Index. While the Sub-Fund will hold assets that are components of the Index, it may also invest in companies, countries or sectors that are not included in, and that have different weightings from, the Index in order to take advantage of investment opportunities. It is expected that over long time periods, the Sub-Fund's performance will differ from the Index. However, over short time periods, the Sub-Fund's performance may be close to the Index, depending on market conditions.</p> <p>Shareholders' attention is drawn to the fact that the Index is not an index which integrates environmental and social considerations. Instead, the Sub-Fund promotes environmental and social characteristics by adhering to the Fidelity Sustainable Investing Framework, as described above.</p>	The Sub-Fund is subject to the disclosure requirements of article 8 of the SFDR.

Sub-Fund	Investment Objective	Notes
Fidelity Funds – Indonesia Fund	<p>The Sub-Fund invests principally in Indonesian equity securities. Indonesia is considered to be an emerging market.</p> <p>The Sub-Fund is actively managed. The Investment Manager will, when selecting investments for the Sub-Fund and for the purposes of monitoring risk, reference MSCI Indonesia IMI Capped 8% Index (the “<b>Index</b>”) as the Index constituents are representative of the type of companies the Sub-Fund invests in. The Sub-Fund’s performance can be assessed against its Index.</p> <p>The Investment Manager has a wide range of discretion relative to the Index. While the Sub-Fund will hold assets that are components of the Index, it may also invest in companies, countries or sectors that are not included in, and that have different weightings from, the Index in order to take advantage of investment opportunities. It is expected that over long time periods, the Sub-Fund’s performance will differ from the Index. However, over short time periods, the Sub-Fund’s performance may be close to the Index, depending on market conditions.</p>	

Sub-Fund	Investment Objective	Notes
Fidelity Funds – Italy Fund	<p>The Sub-Fund aims to provide long-term capital growth by investing principally in Italian equity securities.</p> <p>The Sub-Fund is actively managed and references the FTSE Italia All Share Index (the “<b>Index</b>”) for performance comparison only.</p> <p><u>Portfolio Information:</u></p> <p>The Sub-Fund shall invest at least 70% of its assets in shares issued by companies not engaged in real estate business, which are resident in Italy or in another EU or EEA Member State with a permanent establishment in Italy.</p> <p>The Sub-Fund cannot invest more than 10% of its assets in financial instruments issued by, or entered into with the same company, or companies belonging to the same group, or in cash deposits.</p> <p>The Sub-Fund cannot invest in financial instruments issued by, or entered into with, companies which are not resident in countries that allow an adequate exchange of information with Italy.</p> <p>Investments in derivatives are permitted only outside the above 70% threshold and exclusively for hedging purposes.</p> <p><b>Piano Individuale di Risparmio a lungo termine (PIR) Eligibility:</b></p> <p>Without prejudice to the investment restrictions set out in Part V of the Luxembourg Prospectus and in accordance with the Italian Law No. 232 of 11 December 2016 (as amended), at least 17.5% of the Sub-Fund’s assets shall be securities issued by companies which are not listed in the FTSE MIB index or in any equivalent indices, and at least 3.5% of the Sub-Fund’s assets shall be securities issued by companies which are not listed in the FTSE MIB index, FTSE Mid Cap index or in any equivalent indices.</p>	



Sub-Fund	Investment Objective	Notes
Fidelity Funds – Japan Advantage Fund	<p>The Sub-Fund invests principally in equity securities of Japanese companies listed on a Japanese stock exchange. The Sub-Fund will primarily invest in equity securities of companies Fidelity considers to be undervalued.</p> <p>The Sub-Fund is actively managed. The Investment Manager will, when selecting investments for the Sub-Fund and for the purposes of monitoring risk, reference TOPIX Total Return Index (the “<b>Index</b>”) as the Index constituents are representative of the type of companies the Sub-Fund invests in. The Sub-Fund’s performance can be assessed against its Index.</p> <p>The Investment Manager has a wide range of discretion relative to the Index. While the Sub-Fund will hold assets that are components of the Index, it may also invest in companies, countries or sectors that are not included in, and that have different weightings from, the Index in order to take advantage of investment opportunities. It is expected that over long time periods, the Sub-Fund’s performance will differ from the Index. However, over short time periods, the Sub-Fund’s performance may be close to the Index, depending on market conditions.</p>	
Fidelity Funds – Japan Aggressive Fund	<p>The Sub-Fund’s investment objective is to achieve long-term capital appreciation. The Sub-Fund will invest primarily in equity securities of companies in Japan. There is no policy to restrict investment to particular economic sectors.</p> <p>The Sub-Fund is actively managed and references the TOPIX Total Return Index (the “<b>Index</b>”) for performance comparison only.</p>	

Sub-Fund	Investment Objective	Notes
Fidelity Funds – Japan Smaller Companies Fund	<p>The Sub-Fund invests principally in smaller and emerging companies in Japan, including those listed on regional stock exchanges in Japan and on the Tokyo over-the-counter market.</p> <p>The Sub-Fund is actively managed. The Investment Manager will, when selecting investments for the Sub-Fund and for the purposes of monitoring risk, reference Russell/Nomura Mid Small Cap Japan with Dividends Index (the “<b>Index</b>”) as the Index constituents are representative of the type of companies the Sub-Fund invests in. The Sub-Fund’s performance can be assessed against its Index.</p> <p>The Investment Manager has a wide range of discretion relative to the Index. While the Sub-Fund will hold assets that are components of the Index, it may also invest in companies, countries or sectors that are not included in, and that have different weightings from, the Index in order to take advantage of investment opportunities. It is expected that over long time periods, the Sub-Fund’s performance will differ from the Index. However, over short time periods, the Sub-Fund’s performance may be close to the Index, depending on market conditions.</p>	
Fidelity Funds – Latin America Fund	<p>The Sub-Fund invests principally in the equity securities of Latin American issuers. This region includes certain countries considered to be emerging markets.</p> <p>The Sub-Fund is actively managed. The Investment Manager will, for the purposes of monitoring risk, reference MSCI EM Latin America Index (the “<b>Index</b>”) as the Index constituents are representative of the type of companies the Sub-Fund invests in. The Sub-Fund’s performance can be assessed against its Index.</p> <p>The Investment Manager has a wide range of discretion relative to the Index. While the Sub-Fund will hold assets that are components of the Index, it may also invest in companies, countries or sectors that are not included in, and that have different weightings from, the Index in order to take advantage of investment opportunities. It is expected that over long time periods, the Sub-Fund’s performance will differ from the Index. However, over short time periods, the Sub-Fund’s performance may be close to the Index, depending on market conditions.</p>	<p>The Sub-Fund invests in Latin America and may invest in different countries in this region. It is unconstrained in the amount that it may invest in any country in this region.</p>

Sub-Fund	Investment Objective	Notes
Fidelity Funds – Malaysia Fund	<p>The Sub-Fund invests principally in Malaysian equity securities. Malaysia is considered to be an emerging market.</p> <p>The Sub-Fund is actively managed. The Investment Manager will, when selecting investments for the Sub-Fund and for the purposes of monitoring risk, consider the MSCI Malaysia IMI Custom Capped Index (the “<b>Index</b>”) as the Index constituents are representative of the type of companies the Sub-Fund invests in. When monitoring risk, the Investment Manager references the Index for the purpose of setting internal guidelines. These guidelines represent overall levels of exposure relative to the Index and do not imply that the Sub-Fund will invest in the Index constituents although a substantial portion of the Sub-Fund’s investments is likely to be part of the Index. Where the Sub-Fund invests in securities that are included in the Index, its allocation to those securities is likely to differ from the Index allocation. However, given that the market in which the Sub-Fund invests is highly concentrated, the overlap between the Sub-Fund’s portfolio and the Index is expected to be high. The Sub-Fund’s performance can be assessed against its Index as the Index constituents are representative of the type of companies the Sub-Fund invests in.</p>	
Fidelity Funds – Nordic Fund	<p>The Sub-Fund invests principally in equity securities quoted on the stock exchanges in Finland, Norway, Denmark and Sweden. The Sub-Fund will have a mixture of investments in larger, medium and smaller sized companies.</p> <p>The Sub-Fund is actively managed and references the FTSE Nordic 30 Index (the “<b>Index</b>”) for performance comparison only.</p>	<p>The Sub-Fund invests in Finland, Norway, Denmark and Sweden and may invest in different countries in this region. It is unconstrained in the amount that it may invest in any country in this region.</p>

Sub-Fund	Investment Objective	Notes
Fidelity Funds – Pacific Fund	<p>The Sub-Fund invests principally in an actively managed portfolio of equities in the Asia Pacific region. The Asia Pacific region comprises countries / areas including, but not limited to, Japan, Australia, China, Hong Kong, India, Indonesia, Korea, Malaysia, New Zealand, Philippines, Singapore, Taiwan and Thailand. This region includes certain countries considered to be emerging markets. The Sub-Fund may invest its net assets directly in China A and B Shares.</p> <p>The Sub-Fund is actively managed. The Investment Manager will, when selecting investments for the Sub-Fund and for the purposes of monitoring risk, reference MSCI AC Pacific Index (the “<b>Index</b>”) as the Index constituents are representative of the type of companies the Sub-Fund invests in. The Sub-Fund’s performance can be assessed against its Index.</p> <p>The Investment Manager has a wide range of discretion relative to the Index. While the Sub-Fund will hold assets that are components of the Index, it may also invest in companies, countries or sectors that are not included in, and that have different weightings from, the Index in order to take advantage of investment opportunities. It is expected that over long time periods, the Sub-Fund’s performance will differ from the Index. However, over short time periods, the Sub-Fund’s performance may be close to the Index, depending on market conditions.</p>	<p>The Sub-Fund invests in the Asia Pacific region and may invest in different countries in this region. It is unconstrained in the amount that it may invest in any country in this region.</p> <p>The Sub-Fund can directly invest in China A Shares through the QFII status of FIL Investment Management (Hong Kong) Limited and/or through any permissible means available to the Sub-Fund under prevailing laws and regulations (including through the Stock Connect or any other eligible means).</p> <p>The Sub-Fund will invest less than 30% of its net assets directly and/or indirectly in onshore China A and B Shares on an aggregated basis.</p>
Fidelity Funds – Singapore Fund	<p>The Sub-Fund invests principally in equity securities quoted on the stock exchange in Singapore.</p> <p>The Sub-Fund is actively managed. The Investment Manager will, when selecting investments for the Sub-Fund and for the purposes of monitoring risk, consider the FTSE Straits Times All Share Custom Index (the “<b>Index</b>”) as the Index constituents are representative of the type of companies the Sub-Fund invests in. When monitoring risk, the Investment Manager references the Index for the purpose of setting internal guidelines. These guidelines represent overall levels of exposure relative to the Index and do not imply that the Sub-Fund will invest in the Index constituents although a substantial portion of the Sub-Fund’s investments is likely to be part of the Index. Where the Sub-Fund invests in securities that are included in the Index, its allocation to those securities is likely to differ from the Index allocation. However, given that the market in which the Sub-Fund invests is highly concentrated, the overlap between the Sub-Fund’s portfolio and the Index is expected to be high. The Sub-Fund’s performance can be assessed against its Index as the Index constituents are representative of the type of companies the Sub-Fund invests in.</p>	

Sub-Fund	Investment Objective	Notes
Fidelity Funds – Sustainable Asia Equity Fund	<p>The Sub-Fund aims to achieve long-term capital growth from a portfolio primarily made up of equity securities issued by companies that are listed in, incorporated or have their domicile in, or exercise a majority of their activity in Asia excluding Japan.</p> <p>The Sub-Fund is part of the Fidelity Sustainable Family of Funds and adopts a Sustainable Focused strategy under which a minimum of 70% of the Sub-Fund's net assets will be invested in securities deemed to maintain sustainable characteristics, as described in the section entitled "Fidelity Sustainable Family of Funds", Part I (1.3.2(b)) of the Luxembourg Prospectus. The Sub-Fund will consider a wide range of environmental and social characteristics on an ongoing basis. Environmental characteristics include, but are not limited to, climate change, mitigation and adaptation, water and waste management and biodiversity, while social characteristics include, but are not limited to, product safety, supply chain, health and safety and human rights. Controversies involving environmental and social characteristics are regularly monitored. Environmental and social characteristics are analysed by Fidelity's fundamental analysts and rated through Fidelity Sustainability Ratings. The Sub-Fund seeks to promote these characteristics by adhering to the Fidelity Sustainable Family Framework. In addition, the Investment Manager will exclude investments in issuers having exposure to coal-fired electric utilities and crude palm oil.</p> <p>The largest ten securities held in the Sub-Fund's portfolio may account for 50% or more of the Sub-Fund's Net Asset Value, resulting in a reasonably concentrated portfolio.</p> <p>The Sub-Fund may invest its net assets directly in China A and B Shares.</p> <p>The Sub-Fund is actively managed. The Investment Manager will, for the purposes of monitoring risk, reference MSCI AC Asia ex Japan Index (the "<b>Index</b>") as the Index constituents are representative of the type of companies the Sub-Fund invests in. The Sub-Fund's performance can be assessed against its Index.</p> <p>The Investment Manager has a wide range of discretion relative to the Index. While the Sub-Fund will hold assets that are components of the Index, it may also invest in companies, countries or sectors that are not included in, and that have different weightings from, the Index in order to take advantage of investment opportunities. It is</p>	<p>The Sub-Fund invests in Asia excluding Japan and may invest in different countries in this region, which may include emerging markets such as Vietnam and Sri Lanka. It is unconstrained in the amount that it may invest in any country in this region.</p> <p>The Sub-Fund can directly invest in China A Shares through the QFII status of FIL Investment Management (Hong Kong) Limited and/or through any permissible means available to the Sub-Fund under prevailing laws and regulations (including through the Stock Connect or any other eligible means).</p> <p>The Sub-Fund will invest less than 30% of its net assets directly and/or indirectly in onshore China A and B Shares on an aggregated basis.</p> <p>The Sub-Fund is subject to the disclosure requirements of article 8 of the SFDR.</p>

Sub-Fund	Investment Objective	Notes
	<p>expected that over long time periods, the Sub-Fund's performance will differ from the Index. However, over short time periods, the Sub-Fund's performance may be close to the Index, depending on market conditions.</p> <p>Shareholders' attention is drawn to the fact that the Index is not an index which integrates environmental and social considerations. Instead, the Sub-Fund promotes environmental and social characteristics by adhering to the Fidelity Sustainable Family Framework, as described above.</p>	

Sub-Fund	Investment Objective	Notes
Fidelity Funds – Sustainable China A Shares Fund	<p>The Sub-Fund aims to achieve long-term capital growth by investing primarily in equity securities of companies that are listed or traded on stock exchanges in China. China is considered to be an emerging market.</p> <p>The Sub-Fund is part of the Fidelity Sustainable Family of Funds and adopts a Sustainable Focused strategy under which a minimum of 70% of the Sub-Fund's net assets will be invested in securities deemed to maintain sustainable characteristics, as described in the section entitled “Fidelity Sustainable Family of Funds”, Part I (1.3.2(b)) of the Luxembourg Prospectus. The Sub-Fund will consider a wide range of environmental and social characteristics on an ongoing basis. Environmental characteristics include, but are not limited to, climate change mitigation and adaptation, water and waste management and biodiversity, while social characteristics include, but are not limited to, product safety, supply chain, health and safety and human rights. Controversies involving environmental and social characteristics are regularly monitored. Environmental and social characteristics are analysed by Fidelity's fundamental analysts and rated through Fidelity Sustainability Ratings. The Sub-Fund seeks to promote these characteristics by adhering to the Fidelity Sustainable Family Framework. In addition, the Investment Manager will exclude investments in issuers having exposure to thermal coal mining, coal-fired electric utilities and crude palm oil.</p> <p>The Sub-Fund is actively managed. The Investment Manager will, when selecting investments for the Sub-Fund and for the purposes of monitoring risk, reference MSCI China A International Net USD Index (the “<b>Index</b>”) as the Index constituents are representative of the type of companies the Sub-Fund invests in. The Sub-Fund's performance can be assessed against its Index. The Investment Manager has a wide range of discretion relative to the Index. While the Sub-Fund will hold assets that are components of the Index, it may also invest in companies, countries or sectors that are not included in, and that have different weightings from, the Index in order to take advantage of investment opportunities. It is expected that over long time periods, the Sub-Fund's performance will differ from the Index. However, over short time periods the Sub-Fund's performance may be close to the Index, depending on market conditions.</p>	<p>The Sub-Fund may invest directly in China A Shares through the QFII status of FIL Investment Management (Hong Kong) Limited and/or through any permissible means available to the Sub-Fund under prevailing laws and regulations (including through the Stock Connect or any other eligible means) or indirectly such as by way of China A share access products including, but not limited to, equity linked notes, participation notes, or funds investing in China A Shares.</p> <p>The Sub-Fund is subject to the disclosure requirements of article 8 of the SFDR.</p>

Sub-Fund	Investment Objective	Notes
	<p>Shareholders' attention is drawn to the fact that the Index is not an index which integrates environmental and social considerations. Instead, the Sub-Fund promotes environmental and social characteristics by adhering to the Fidelity Sustainable Family Framework, as described above.</p> <p><u>Portfolio Information:</u></p> <p>The Sub-Fund will invest up to 100% of its net assets directly and/or indirectly in onshore China A and B Shares on an aggregated basis with direct investments being up to 100% of its assets. The Sub-Fund may invest, in aggregate, up to 100% of its net assets directly in China A Shares listed on the ChiNext market and/or the STAR Board. Less than 70% of the Sub-Fund's net assets will be invested in China A Shares through the QFII status.</p>	
Fidelity Funds – Sustainable Climate Solutions Fund	<p>The Sub-Fund aims to achieve long term capital growth primarily through investments in equity securities of companies throughout the world, including those in countries considered to be emerging markets.</p> <p>The Sub-Fund actively seeks to select companies which are enabling global decarbonisation via technologies and solutions which materially reduce greenhouse gas (CO<sub>2</sub> eq) emissions versus incumbent technologies. Decarbonisation is measure in two ways, as described in the portfolio information section below. Investments will include companies involved in the design, manufacture or sale of products or services in technologies or solutions such as (but not limited to): electric vehicles, green hydrogen, autonomous vehicles, ride pooling, renewable energy, smart grids, industrial automation, agricultural efficiency, cloud computing, cellular networks, building efficiency solutions (including insulation, LED lighting and smart building systems) recycling, alternative meat / milk, e health, e work, and e learning. This list of low greenhouse gas (CO<sub>2</sub> eq) technologies is not exclusive and can expand to include new solutions in the future.</p> <p>The Sub-Fund is part of the Fidelity Sustainable Family of Funds and adopts a Sustainable Thematic strategy under which a minimum of 70% of the Sub-Fund's net assets will be invested in securities deemed to maintain sustainable characteristics, as described in the section entitled "Fidelity Sustainable Family of Funds", Part I (1.3.2(b)) of the Luxembourg Prospectus.</p>	<p>The Sub-Fund can directly invest in China A Shares through the QFII status of FIL Investment Management (Hong Kong) Limited and/or through any permissible means available to the Sub-Fund under prevailing laws and regulations (including through the Stock Connect or any other eligible means) or indirectly such as by way of China A share access products including, but not limited to, equity linked notes, participation notes, credit-linked notes or funds investing in China A Shares.</p> <p>The Sub-Fund will invest less than 30% of its net assets directly and/or indirectly in China A Shares and China B Shares on an aggregated basis.</p> <p>The Sub-Fund is subject to the disclosure requirements of article 8 of the SFDR.</p>



Sub-Fund	Investment Objective	Notes
	<p>Controversies involving environmental characteristics are regularly monitored. Environmental characteristics are analysed by Fidelity's fundamental analysts and rated through Fidelity Sustainability Ratings. The Sub-Fund seeks to promote these characteristics by adhering to the Fidelity Sustainable Family Framework,</p> <p>The Sub-Fund may invest its assets directly in China A and B Shares.</p> <p>The Sub-Fund is actively managed. The Investment Manager will, when selecting investments for the Sub-Fund and for the purposes of monitoring risk, reference MSCI ACWI Index (the "<b>Index</b>") as the Index constituents are representative of the type of companies the Sub-Fund invests in. The Sub-Fund's performance can be assessed against its Index.</p> <p>The Investment Manager has a wide range of discretion relative to the Index. While the Sub-Fund will hold assets that are components of the Index, it may also invest in companies, countries or sectors that are not included in, and that have different weightings from, the Index in order to take advantage of investment opportunities. It is expected that over long time periods, the Sub-Fund's performance will differ from the Index. However, over short time periods the Sub-Fund's performance may be close to the Index, depending on market conditions.</p> <p>Shareholders' attention is drawn to the fact that the Index is not an index which integrates environmental considerations. Instead, the Sub-Fund promotes environmental characteristics by adhering to the Fidelity Sustainable Family Framework, as described above.</p> <p><u>Portfolio information:</u></p> <p>Decarbonisation is measured in two different ways:</p> <p>The percentage reduction in greenhouse gas (CO<sub>2</sub>-eq) emissions if the global economy fully adopts the solutions, included in the investment universe.</p> <p>The absolute kilotons greenhouse gas (CO<sub>2</sub>-eq) emissions offset per year by the solutions the target companies help develop.</p>	

Sub-Fund	Investment Objective	Notes
Fidelity Funds – Sustainable Consumer Brands Fund (formerly known as Fidelity Funds – Global Consumer Industries Fund)	<p>The Sub-Fund aims to provide investors with long-term capital growth, primarily through investment in the equity securities of companies throughout the world, including those in countries considered to be emerging markets and linked to the theme of consumer brands (i.e. companies with intellectual property, pricing power and strong track record of growth). Investments will include, but will not be limited to, companies involved in the designing, manufacturing, marketing and/or selling of branded consumer goods and/or services. The strategy aims to give investors exposure to consumer brands as outlined above.</p> <p>The Sub-Fund is part of the Fidelity Sustainable Family of Funds and adopts a Sustainable Thematic strategy under which a minimum of 70% of the Sub-Fund's net assets will be invested in securities deemed to maintain sustainable characteristics, as described in the section entitled "Fidelity Sustainable Family of Funds", Part I (1.3.2(b)) of the Luxembourg Prospectus.</p> <p>The Sub-Fund will consider a wide range of environmental and social characteristics on an ongoing basis. Environmental characteristics include, but are not limited to, climate change mitigation and adaptation, water and waste management and biodiversity, while social characteristics include, but are not limited to, product safety, supply chain, health and safety and human rights. Controversies involving environmental and social characteristics are regularly monitored. Environmental and social characteristics are analysed by Fidelity's fundamental analysts and rated through Fidelity Sustainability Ratings. The Sub-Fund seeks to promote these characteristics by adhering to the Fidelity Sustainable Family Framework.</p> <p>The largest ten securities held in the Sub-Fund's portfolio may account for 50% or more of the Sub-Fund's Net Asset Value, resulting in a reasonably concentrated portfolio.</p> <p>The Sub-Fund may invest its assets directly in China A and B Shares.</p>	<p>The Sub-Fund can directly invest in China A Shares through the QFII status of FIL Investment Management (Hong Kong) Limited and/or through any permissible means available to the Sub-Fund under prevailing laws and regulations (including through the Stock Connect or any other eligible means) or indirectly such as by way of China A share access products including, but not limited to, equity linked notes, participation notes, credit-linked notes or funds investing in China A Shares.</p> <p>The Sub-Fund will invest less than 30% of its net assets directly and/or indirectly in China A Shares and China B Shares on an aggregated basis.</p> <p>The Sub-Fund is subject to the disclosure requirements of article 8 of the SFDR.</p>

Sub-Fund	Investment Objective	Notes
	<p>The Sub-Fund is actively managed. The Investment Manager will, when selecting investments for the Sub-Fund and for the purposes of monitoring risk, reference MSCI ACWI Index (the “<b>Index</b>”) as the Index constituents are representative of the type of companies the Sub-Fund invests in. The Sub-Fund’s performance can be assessed against its Index.</p> <p>The Investment Manager has a wide range of discretion relative to the Index. While the Sub-Fund will hold assets that are components of the Index, it may also invest in companies, countries or sectors that are not included in, and that have different weightings from, the Index in order to take advantage of investment opportunities. It is expected that over long time periods, the Sub-Fund’s performance will differ from the Index. However, over short time periods, the Sub-Fund’s performance may be close to the Index, depending on market conditions.</p> <p>Shareholders’ attention is drawn to the fact that the Index is not an index which integrates environmental and social considerations. Instead, the Sub-Fund promotes environmental characteristics by adhering to the Fidelity Sustainable Family Framework, as described above.</p>	
Fidelity Funds – Sustainable Europe Equity Fund (formerly known as Fidelity Funds – Euro Blue Chip Fund)	<p>The Sub-Fund aims to achieve long-term growth, primarily through investments in European equity securities.</p> <p>The Sub-Fund is part of the Fidelity Sustainable Family of Funds and adopts a Sustainable Focused strategy under which a minimum of 70% of the Sub-Fund’s net assets will be invested in securities deemed to maintain sustainable characteristics, as described in the section entitled “Fidelity Sustainable Family of Funds”, Part 1 (1.3.2(b)) of the Luxembourg Prospectus. The Sub-Fund will consider a wide range of environmental and social characteristics on an ongoing basis. Environmental characteristics include, but are not limited to, climate change mitigation and adaptation, water and waste management and biodiversity, while social characteristics include, but are not limited to, product safety, supply chain, health and safety and human rights. Controversies involving environmental and social characteristics are regularly monitored. Environmental and social characteristics are analysed by Fidelity’s fundamental analysts and rated through Fidelity Sustainability Ratings. The</p>	The Sub-Fund is subject to the disclosure requirements of article 8 of the SFDR.

Sub-Fund	Investment Objective	Notes
	<p>Sub-Fund seeks to promote these characteristics by adhering to the Fidelity Sustainable Family Framework.</p> <p>The Sub-Fund is actively managed. The Investment Manager will, when selecting investments for the Sub-Fund and for the purposes of monitoring risk, reference the MSCI Europe Index (the “<b>Index</b>”) as the Index constituents are representative of the type of companies the Sub-Fund invests in. The Sub-Fund’s performance can be assessed against its Index.</p> <p>The Investment Manager has a wide range of discretion relative to the Index. While the Sub-Fund will hold assets that are components of the Index, it may also invest in companies, countries or sectors that are not included in, and that have different weightings from the Index in order to take advantage of investment opportunities. It is expected that over long time periods, the Sub-Fund’s performance will differ from the Index. However, over short time periods, the Sub-Fund’s performance may be close to the Index, depending on market conditions.</p> <p>Shareholders’ attention is drawn to the fact that the Index is not an index which integrates environmental and social considerations. Instead, the Sub-Fund promotes environmental and social characteristics by adhering to the Fidelity Sustainable Family Framework, as described above.</p>	

Sub-Fund	Investment Objective	Notes
Fidelity Funds – Sustainable Eurozone Equity Fund	<p>The Sub-Fund aims to achieve long-term capital growth from a portfolio principally made up of equity securities in countries which are members of the Economic and Monetary Union (EMU) and denominated in Euro.</p> <p>The Sub-Fund is part of the Fidelity Sustainable Family of Funds and adopts a Sustainable Focused strategy under which a minimum of 70% of the Sub-Fund's net assets will be invested in securities deemed to maintain sustainable characteristics, as described in the section entitled "Fidelity Sustainable Family of Funds", Part I (1.3.2(b)) of the Luxembourg Prospectus. The Sub-Fund will consider a wide range of environmental and social characteristics on an ongoing basis. Environmental characteristics include, but are not limited to, climate change, mitigation and adaptation, water and waste management and biodiversity, while social characteristics include, but are not limited to, product safety, supply chain, health and safety and human rights. Controversies involving environmental and social characteristics are regularly monitored. Environmental and social characteristics are analysed by Fidelity's fundamental analysts and rated through Fidelity Sustainability Ratings. The Sub-Fund seeks to promote these characteristics by adhering to the Fidelity Sustainable Family Framework.</p> <p>In addition, the Investment Manager will exclude investment in issuers with an MSCI ESG rating below "A", having exposure to gambling, adult entertainment, uranium, mining, nuclear power plant operators or producers of key nuclear-specific products, the nuclear power industry, coal mining, oil sands, fracking, fossil fuel extraction, coal fired power generation, or with high carbon intensity (over 500 tonnes of CO<sub>2</sub> per \$1m sales, Scope 1 &amp; 2).</p>	The Sub-Fund is subject to the disclosure requirements of article 8 of the SFDR.

Sub-Fund	Investment Objective	Notes
	<p>The Sub-Fund aims to have lower carbon footprint compared to that of the MSCI EMU Index (the “<b>Index</b>”).</p> <p>The Sub-Fund is actively managed. The Investment Manager will, when selecting investments for the Sub-Fund, for the purposes of monitoring risk consider the Index as the Index constituents are representative of the type of companies the Sub-Fund invests in. When monitoring risk, the Investment Manager references the Index for the purpose of setting internal guidelines. These guidelines represent overall levels of exposure relative to the Index and do not imply that the Sub-Fund will invest in the Index constituents. Where the Sub-Fund invests in securities that are included in the Index, its allocation to those securities is likely to differ from the Index allocation. The Investment Manager has a wide range of discretion with regards to the investment selection and may invest in companies, sectors, countries and security types not included in the Index in order to take advantage of investment opportunities. It is expected that over long time periods, the Sub-Fund’s performance will differ from the Index. However, over short time periods, the Sub-Fund’s performance may be close to the Index, depending on market conditions. The Sub-Fund’s performance can be assessed against its Index.</p> <p>Shareholders’ attention is drawn to the fact that the Index is not an index which integrates environmental considerations. Instead, the Sub-Fund promotes environmental characteristics by adhering to the Fidelity Sustainable Family Framework, as described above.</p> <p><u>Portfolio Information:</u></p> <p>Carbon footprint is defined as tonnes of CO2 emissions per \$1 million of sales.</p>	

Sub-Fund	Investment Objective	Notes
Fidelity Funds – Sustainable Future Connectivity Fund (formerly known as Fidelity Funds – Future Connectivity Fund)	<p>The Sub-Fund aims to provide investors with long-term capital growth, primarily through investment in the equity securities of companies throughout the world, including those in countries considered to be emerging markets and linked to the theme of future connectivity (the enablers, networks and beneficiaries of next generation communications). Investments will include, but will not be limited to, companies that are involved in the roll out of cellular networks, wired networks, internet infrastructure, social media, online content production, streaming, e-commerce, and the Internet of things.</p> <p>The Sub-Fund is part of the Fidelity Sustainable Family of Funds and adopts a Sustainable Thematic strategy under which a minimum of 70% of the Sub-Fund's net assets will be invested in securities deemed to maintain sustainable characteristics, as described in the section entitled "Fidelity Sustainable Family of Funds", Part 1 (1.3.2(b)) of the Luxembourg Prospectus.</p> <p>The Sub-Fund will consider a wide range of environmental and social characteristics on an ongoing basis. Environmental characteristics include, but are not limited to, climate change mitigation and adaptation, water and waste management and biodiversity, while social characteristics include, but are not limited to, product safety, supply chain, health and safety and human rights. Controversies involving environmental and social characteristics are regularly monitored. Environmental and social characteristics are analysed by Fidelity's fundamental analysts and rated through Fidelity Sustainability Ratings. The Sub-Fund seeks to promote these characteristics by adhering to the Fidelity Sustainable Family Framework.</p> <p>The largest ten holdings/securities held in the Sub-Fund's portfolio may account for 50% or more of the Sub-Fund's Net Asset Value, resulting in a reasonably concentrated portfolio.</p> <p>The Sub-Fund may invest its net assets directly in China A and B Shares.</p> <p>The Sub-Fund is actively managed. The Investment Manager will, when selecting investments for the Sub-Fund and for the purposes of monitoring risk, reference MSCI ACWI Index (the "<b>Index</b>") as the Index constituents are representative of the type of companies the Sub-Fund invests in. The Sub-Fund's performance can be assessed against its Index.</p>	<p>As the Sub-Fund may invest globally, it may invest across different countries and regions. It is unconstrained in the amount it may invest in any single country or region.</p> <p>The Sub-Fund can directly invest in China A Shares through the QFII status of FIL Investment Management (Hong Kong) Limited and/or through any permissible means available to the Sub-Fund under prevailing laws and regulations (including through the Stock Connect or any other eligible means) or indirectly such as by way of China A share access products including, but not limited to, equity linked notes, participation notes, credit-linked notes or funds investing in China A Shares.</p> <p>The Sub-Fund will invest less than 30% of its net assets directly and/or indirectly in China A Shares and China B Shares on an aggregated basis.</p> <p>The Sub-Fund is subject to the disclosure requirements of article 8 of the SFDR.</p>

Sub-Fund	Investment Objective	Notes
	<p>The Investment Manager has a wide range of discretion relative to the Index. While the Sub-Fund will hold assets that are components of the Index, it may also invest in companies, countries or sectors that are not included in, and that have different weightings from, the Index in order to take advantage of investment opportunities. It is expected that over long time periods, the Sub-Fund's performance will differ from the Index. However, over short time periods, the Sub-Fund's performance may be close to the Index, depending on market conditions.</p> <p>Shareholders' attention is drawn to the fact that the Index is not an index which integrates environmental considerations. Instead, the Sub-Fund promotes environmental characteristics by adhering to the Fidelity Sustainable Family Framework, as described above.</p>	



Sub-Fund	Investment Objective	Notes
Fidelity Funds – Sustainable Japan Equity Fund	<p>The Sub-Fund aims to achieve long-term capital growth from a portfolio principally made up of Japanese equity securities.</p> <p>The Sub-Fund is part of the Fidelity Sustainable Family of Funds and adopts a Sustainable Focused strategy under which a minimum of 70% of the Sub-Fund's net assets will be invested in securities deemed to maintain sustainable characteristics, as described in the section entitled "Fidelity Sustainable Family of Funds", Part I (1.3.2(b)) of the Luxembourg Prospectus. The Sub-Fund will consider a wide range of environmental and social characteristics on an ongoing basis. Environmental characteristics include, but are not limited to, climate change, mitigation and adaptation, water and waste management and biodiversity, while social characteristics include, but are not limited to, product safety, supply chain, health and safety and human rights. Controversies involving environmental and social characteristics are regularly monitored. Environmental and social characteristics are analysed by Fidelity's fundamental analysts and rated through Fidelity Sustainability Ratings. The Sub-Fund seeks to promote these characteristics by adhering to the Fidelity Sustainable Family Framework.</p> <p>In addition, the Investment Manager will exclude investment in issuers with a Fidelity Sustainability Rating of 'C' or below, or having exposure to fossil fuel extraction, gambling and adult entertainment.</p> <p>The Sub-Fund is actively managed. The Investment Manager will, when selecting investments for the Sub-Fund and for the purposes of monitoring risk, reference TOPIX Total Return Index (the "<b>Index</b>") as the Index constituents are representative of the type of companies the Sub-Fund invests in. The Sub-Fund's performance can be assessed against its Index.</p> <p>The Investment Manager has a wide range of discretion relative to the Index. While the Sub-Fund will hold assets that are components of the Index, it may also invest in companies, countries or sectors that are not included in, and that have different weightings from, the Index in order to take advantage of investment opportunities. It is expected that over long time periods, the Sub-Fund's performance will differ from the Index. However, over short time periods, the Sub-Fund's performance may be close to the Index, depending on market conditions.</p> <p>Shareholders' attention is drawn to the fact that the Index is not an index which integrates environmental and social considerations. Instead, the Sub-Fund promotes environmental and social characteristics by adhering to the Fidelity Sustainable Family Framework, as described above.</p>	The Sub-Fund is subject to the disclosure requirements of article 8 of the SFDR.

Sub-Fund	Investment Objective	Notes
<p>Fidelity Funds – Sustainable US Equity Fund (formerly known as Fidelity Funds – American Diversified Fund)</p>	<p>The Sub-Fund aims to provide long-term capital growth, principally through investment in US equity securities.</p> <p>The Sub-Fund is part of the Fidelity Sustainable Family of Funds and adopts a Sustainable Focused strategy under which a minimum of 70% of the Sub-Fund's net assets will be invested in securities deemed to maintain sustainable characteristics, as described in the section entitled “Fidelity Sustainable Family of Funds”, Part I (1.3.2(b)) of the Luxembourg Prospectus. The Sub-Fund will consider a wide range of environmental and social characteristics on an ongoing basis. Environmental characteristics include, but are not limited to, climate change mitigation and adaptation, water and waste management and biodiversity, while social characteristics include, but are not limited to, product safety, supply chain, health and safety and human rights. Controversies involving environmental and social characteristics are regularly monitored. Environmental and social characteristics are analysed by Fidelity's fundamental analysts and rated through Fidelity Sustainability Ratings. The Sub-Fund seeks to promote these characteristics by adhering to the Fidelity Sustainable Family Framework.</p> <p>The Sub-Fund is actively managed. The Investment Manager will, when selecting investments for the Sub-Fund and for the purposes of monitoring risk, reference the S&amp;P 500 Index (the “<b>Index</b>”) as the Index constituents best represent the characteristics the Sub-Fund is seeking to gain exposure to. The Sub-Fund's performance can be assessed against its Index.</p> <p>The Investment Manager has a wide range of discretion relative to the Index. While the Sub-Fund will hold assets that are components of the Index, it may also invest in issuers, sectors, countries and security types that are not included in, and that have different weightings from, the Index in order to take advantage of investment opportunities. It is expected that over long time periods, the Sub-Fund's performance will differ from the Index. However, over short time periods, the Sub-Fund's performance may be close to the Index, depending on market conditions.</p> <p>Shareholders' attention is drawn to the fact that the Index is not an index which integrates environmental and social considerations. Instead, the Sub-Fund promotes environmental and social characteristics by adhering to the Fidelity Sustainable Family Framework, as described above.</p>	<p>The Sub-Fund is subject to the disclosure requirements of article 8 of the SFDR.</p>

Sub-Fund	Investment Objective	Notes
Fidelity Funds – Sustainable Water & Waste Fund	<p>The Sub-Fund aims to achieve long-term capital growth from a portfolio primarily made up of equity securities issued by companies throughout the world and involved in the design, manufacture, or sale of products and services used for or in connection with water and waste management sectors. As this Sub-Fund may invest globally, it may be exposed to countries considered to be emerging markets.</p> <p>The Sub-Fund is part of the Fidelity Sustainable Family and adopts a Sustainable Thematic strategy, under which a minimum of 70% of the Sub-Fund's net assets will be invested in securities which are deemed to maintain sustainable characteristics as described in the section entitled "Fidelity Sustainable Family of Funds", Part I (1.3.2(b)) of the Luxembourg Prospectus.</p> <p>The water management sector includes but is not limited to, those companies involved in water production, water conditioning, de-salination, supply, bottling, transport and dispatching of water. The waste management sector includes but is not limited to, those companies involved in the collection, recovery and disposal of waste; including recycling, incineration, anaerobic digestion of food waste (biological processes) and landfilling of residual waste. The sector also includes those companies specialising in the treatment of wastewater, sewage, solid, liquid and chemical waste and any consulting or engineering services in connection with these activities.</p> <p>Environmental characteristics include, but are not limited to, water and waste management. Controversies involving environmental characteristics are regularly monitored. Environmental characteristics are analysed by Fidelity's fundamental analysts and rated through Fidelity Sustainability Ratings. The Sub-Fund seeks to promote these characteristics by adhering to the Fidelity Sustainable Family Framework.</p> <p>The Sub-Fund may invest its net assets directly in China A and B Shares.</p>	<p>As the Sub-Fund may invest globally, it may invest across different countries and regions. It is unconstrained in the amount it may invest in any single country or region.</p> <p>The Sub-Fund can directly invest in China A Shares through the QFII status of FIL Investment Management (Hong Kong) Limited and/or through any permissible means available to the Sub-Fund under prevailing laws and regulations (including through the Stock Connect or any other eligible means). The Sub-Fund will invest less than 30% of its net assets directly and/or indirectly in onshore China A and B Shares on an aggregated basis.</p> <p>The Sub-Fund is subject to the disclosure requirements of article 8 of the SFDR.</p>

Sub-Fund	Investment Objective	Notes
	<p>The Sub-Fund is actively managed. The Investment Manager will, for the purposes of monitoring risk, reference MSCI ACWI Index (the “<b>Index</b>”) as the Index constituents are representative of the type of companies the Sub-Fund invests in. The Sub-Fund’s performance can be assessed against its Index.</p> <p>The Investment Manager has a wide range of discretion relative to the Index. While the Sub-Fund will hold assets that are components of the Index, it may also invest in companies, countries or sectors that are not included in, and that have different weightings from, the Index in order to take advantage of investment opportunities. It is expected that over long time periods, the Sub-Fund’s performance will differ from the Index. However, over short time periods, the Sub-Fund’s performance may be close to the Index, depending on market conditions.</p> <p>Shareholders’ attention is drawn to the fact that the Index is not an index which integrates environmental considerations. Instead, the Sub-Fund promotes environmental characteristics by adhering to the Fidelity Sustainable Family Framework, as described above.</p>	
Fidelity Funds – Switzerland Fund	<p>The Sub-Fund invests principally in Swiss equities.</p> <p>The Sub-Fund is actively managed and references the MSCI Switzerland Index (the “<b>Index</b>”) for performance comparison only.</p>	

Sub-Fund	Investment Objective	Notes
Fidelity Funds – Taiwan Fund	<p>The Sub-Fund invests principally in Taiwanese equities. Taiwan is considered to be an emerging market.</p> <p>The Sub-Fund is actively managed. The Investment Manager will, when selecting investments for the Sub-Fund and for the purposes of monitoring risk, reference MSCI Taiwan Capped 8% Index (the “<b>Index</b>”) as the Index constituents are representative of the type of companies the Sub-Fund invests in. The Sub-Fund’s performance can be assessed against its Index.</p> <p>The Investment Manager has a wide range of discretion relative to the Index. While the Sub-Fund will hold assets that are components of the Index, it may also invest in companies, countries or sectors that are not included in, and that have different weightings from, the Index in order to take advantage of investment opportunities. It is expected that over long time periods, the Sub-Fund’s performance will differ from the Index. However, over short time periods, the Sub-Fund’s performance may be close to the Index, depending on market conditions.</p>	For further information, please refer to “Additional Information”, Part I (1.4) of the Luxembourg Prospectus.
Fidelity Funds – Thailand Fund	<p>The Sub-Fund invests principally in equity securities quoted on the stock exchange in Thailand. Thailand is considered to be an emerging market.</p> <p>The Sub-Fund is actively managed. The Investment Manager will, when selecting investments for the Sub-Fund and for the purposes of monitoring risk, reference Bangkok SET Capped Index (the “<b>Index</b>”) as the Index constituents are representative of the type of companies the Sub-Fund invests in. The Sub-Fund’s performance can be assessed against its Index.</p> <p>The Investment Manager has a wide range of discretion relative to the Index. While the Sub-Fund will hold assets that are components of the Index, it may also invest in companies, countries or sectors that are not included in, and that have different weightings from, the Index in order to take advantage of investment opportunities. It is expected that over long time periods, the Sub-Fund’s performance will differ from the Index. However, over short time periods, the Sub-Fund’s performance may be close to the Index, depending on market conditions.</p>	

Sub-Fund	Investment Objective	Notes
Fidelity Funds – World Fund	<p>The Sub-Fund aims to achieve long-term capital growth from a portfolio primarily made up of the equity securities of companies around the world. The Investment Manager is not restricted in its choice of companies either by region, industry or size, and will select equity securities primarily based on the availability of attractive investment opportunities. As this Sub-Fund may invest globally, it may be exposed to countries considered to be emerging markets.</p> <p>A minimum of 50% of the Sub-Fund's net assets will be invested in securities deemed to maintain sustainable characteristics, as described in the section entitled "Fidelity Sustainable Investing Framework", Part 1 (1.3.2(a)) of the Luxembourg Prospectus. The Sub-Fund will consider a wide range of environmental and social characteristics on an ongoing basis. Environmental characteristics include, but are not limited to, climate change, mitigation and adaptation, water and waste management and biodiversity, while social characteristics include, but are not limited to, product safety, supply chain, health and safety and human rights. Environmental and social characteristics are analysed by Fidelity's fundamental analysts and rated through Fidelity Sustainability Ratings.</p> <p>The Sub-Fund is actively managed. The Investment Manager will, when selecting investments for the Sub-Fund and for the purposes of monitoring risk, reference MSCI World Index (the "<b>Index</b>") as the Index constituents are representative of the type of companies the Sub-Fund invests in. The Sub-Fund's performance can be assessed against its Index.</p> <p>The Investment Manager has a wide range of discretion relative to the Index. While the Sub-Fund will hold assets that are components of the Index, it may also invest in companies, countries or sectors that are not included in, and that have different weightings from, the Index in order to take advantage of investment opportunities. It is expected that over long time periods, the Sub-Fund's performance will differ from the Index. However, over short time periods, the Sub-Fund's performance may be close to the Index, depending on market conditions.</p> <p>Shareholders' attention is drawn to the fact that the Index is not an index which integrates environmental and social considerations. Instead, the Sub-Fund promotes environmental and social characteristics by adhering to the Fidelity Sustainable Investing Framework, as described above.</p>	<p>The Sub-Fund is subject to the disclosure requirements of article 8 of the SFDR.</p>

## Equity Income Sub-Funds

### Investor profile

Equity Income Sub-Funds aim to achieve income and long-term capital growth. Equity Income Sub-Funds may be suitable for investors who wish to participate in equity markets while being prepared to accept the risks described for each Equity Income Sub-Fund under “Risk Factors”, Part I (1.2) of the Luxembourg Prospectus. Investment in an Equity Income Sub-Fund can be regarded as a medium or long-term investment.

Sub-Fund	Investment Objective	Notes
Fidelity Funds – Asia Pacific Dividend Fund	<p>The Sub-Fund aims to achieve income and long-term capital growth principally through investments in income producing equity securities of companies that have their head office or exercise a predominant part of their activity in the Asia Pacific region. This region includes certain countries considered to be emerging markets. The Investment Manager will select investments which it believes offer attractive dividend yields in addition to price appreciation.</p> <p>A minimum of 50% of the Sub-Fund’s net assets will be invested in securities deemed to maintain sustainable characteristics, as described in the section entitled “Fidelity Sustainable Investing Framework”, Part I (1.3.2(a)) of the Luxembourg Prospectus. The Sub-Fund will consider a wide range of environmental and social characteristics on an ongoing basis. Environmental characteristics include, but are not limited to, climate change, mitigation and adaptation, water and waste management and biodiversity, while social characteristics include, but are not limited to, product safety, supply chain, health and safety and human rights. Environmental and social characteristics are analysed by Fidelity’s fundamental analysts and rated through Fidelity Sustainability Ratings.</p>	<p>The Sub-Fund invests in the Asia Pacific region and may invest in different countries in this region. It is unconstrained in the amount that it may invest in any country in this region.</p> <p>The Sub-Fund is subject to the disclosure requirements of article 8 of the SFDR.</p>

Sub-Fund	Investment Objective	Notes
	<p>The Sub-Fund is actively managed. The Investment Manager will, when selecting investments for the Sub-Fund and for the purposes of monitoring risk consider the MSCI AC Asia Pacific ex Japan Index (the “<b>Index</b>”) as the Index constituents are representative of the type of companies the Sub-Fund invests in. When monitoring risk, the Investment Manager references the Index for the purpose of setting internal guidelines. These guidelines represent overall levels of exposure relative to the Index and do not imply that the Sub-Fund will invest in the Index constituents. Where the Sub-Fund invests in securities that are included in the Index, its allocation to those securities is likely to differ from the Index allocation. The Investment Manager has a wide range of discretion with regards to the investment selection and may invest in companies, sectors, countries and security types not included in the Index in order to take advantage of investment opportunities. It is expected that over long time periods, the Sub-Fund’s performance will differ from the Index. However, over short time periods, the Sub-Fund’s performance may be close to the Index, depending on market conditions. The Sub-Fund’s performance can be assessed against its Index.</p> <p>Shareholders’ attention is drawn to the fact that the Index is not an index which integrates environmental and social considerations. Instead, the Sub-Fund promotes environmental and social characteristics by adhering to the Fidelity Sustainable Investing Framework, as described above.</p>	



Sub-Fund	Investment Objective	Notes
Fidelity Funds – European Dividend Fund	<p>The Sub-Fund aims to achieve income and long-term capital growth principally through investments in income producing equity securities of companies that have their head office or exercise a predominant part of their activity in Europe. The Investment Manager will target investments which it believes offer attractive dividend yields in addition to price appreciation.</p> <p>A minimum of 50% of the Sub-Fund's net assets will be invested in securities deemed to maintain sustainable characteristics, as described in the section entitled "Fidelity Sustainable Investing Framework", Part I (1.3.2(a)) of the Luxembourg Prospectus. The Sub-Fund will consider a wide range of environmental and social characteristics on an ongoing basis. Environmental characteristics include, but are not limited to, climate change, mitigation and adaptation, water and waste management and biodiversity, while social characteristics include, but are not limited to, product safety, supply chain, health and safety and human rights. Environmental and social characteristics are analysed by Fidelity's fundamental analysts and rated through Fidelity Sustainability Ratings.</p> <p>The Sub-Fund is actively managed and aims to provide income and capital growth. Income will typically be in excess of MSCI Europe Index (the "<b>Index</b>"). The Index constituents are representative of the type of companies the Sub-Fund invests in. The Sub-Fund's performance can be assessed against its Index.</p> <p>The Investment Manager has a wide range of discretion relative to the Index. While the Sub-Fund will hold assets that are components of the Index, it also is expected to invest in companies, sectors, countries and security types that have different weightings from, and may not be included in the Index in order to take advantage of investment opportunities. It is expected that over long time periods, the Sub-Fund's performance will differ from the Index. However, over short time periods, the Sub-Fund's performance may be close to the Index, depending on market conditions.</p> <p>Shareholders' attention is drawn to the fact that the Index is not an index which integrates environmental and social considerations. Instead, the Sub-Fund promotes environmental and social characteristics by adhering to the Fidelity Sustainable Investing Framework, as described above.</p>	The Sub-Fund is subject to the disclosure requirements of article 8 of the SFDR.

Sub-Fund	Investment Objective	Notes
Fidelity Funds – Global Dividend Fund	<p>The Sub-Fund aims to achieve income and long-term capital growth principally through investments in income producing equity securities globally. The Investment Manager will target investments which it believes offer attractive dividend yields in addition to price appreciation. As this Sub-Fund may invest globally, it may be exposed to countries considered to be emerging markets.</p> <p>A minimum of 50% of the Sub-Fund's net assets will be invested in securities deemed to maintain sustainable characteristics, as described in the section entitled "Fidelity Sustainable Investing Framework", Part I (1.3.2(a)) of the Luxembourg Prospectus. The Sub-Fund will consider a wide range of environmental and social characteristics on an ongoing basis. Environmental characteristics include, but are not limited to, climate change, mitigation and adaptation, water and waste management and biodiversity, while social characteristics include, but are not limited to, product safety, supply chain, health and safety and human rights. Environmental and social characteristics are analysed by Fidelity's fundamental analysts and rated through Fidelity Sustainability Ratings.</p> <p>The Sub-Fund is actively managed and aims to provide income and capital growth. Income will typically be in excess of MSCI ACWI Index (the "<b>Index</b>"). The Index constituents are representative of the type of companies the Sub-Fund invests in. The Sub-Fund's performance can be assessed against its Index.</p> <p>The Investment Manager has a wide range of discretion relative to the Index. While the Sub-Fund will hold assets that are components of the Index, it also is expected to invest in issuers, sectors, countries and security types that have different weightings from, and may not be included in the Index in order to take advantage of investment opportunities. It is expected that over long time periods, the Sub-Fund's performance will differ from the Index. However, over short time periods, the Sub-Fund's performance may be close to the Index, depending on market conditions.</p> <p>Shareholders' attention is drawn to the fact that the Index is not an index which integrates environmental and social considerations. Instead, the Sub-Fund promotes environmental and social characteristics by adhering to the Fidelity Sustainable Investing Framework, as described above.</p>	<p>As the Sub-Fund may invest globally, it may invest across different countries and regions. It is unconstrained in the amount it may invest in any single country or region.</p> <p>The Sub-Fund is subject to the disclosure requirements of article 8 of the SFDR.</p>

Sub-Fund	Investment Objective	Notes
Fidelity Funds – Global Dividend Plus Fund	<p>The Sub-Fund aims to achieve income with the potential for some capital growth, investing at least 70% of net assets directly in equity securities of companies globally. The Investment Manager will target investments which it believes offer attractive dividend yields in addition to price appreciation.</p> <p>As this Sub-Fund may invest globally, it may be exposed to countries considered to be emerging markets.</p> <p>As well as investing directly in equity securities, the Sub-Fund will also achieve exposure indirectly through the use of derivatives. To enhance the income of the Sub-Fund, derivatives may be used to generate additional income, for example, by the writing of covered call options on securities held by the Sub-Fund, generating extra income in return for agreeing a strike price above which potential capital growth in a specified period is sold. The generation of additional income may impact the Sub-Fund's potential for capital growth, particularly in periods of rapidly rising markets where capital gains may be lower when compared with an equivalent uncovered portfolio.</p> <p>The Sub-Fund is actively managed and aims to provide income with the potential for some capital growth. Income will typically be in excess of MSCI ACWI Index (the “<b>Index</b>”). The Index constituents are representative of the type of companies the Sub-Fund invests in. The Sub-Fund's performance can be assessed against its Index.</p> <p>The Investment Manager has a wide range of discretion relative to the Index. While the Sub-Fund will hold assets that are components of the Index, it also is expected to invest in issuers, sectors, countries and security types that have different weightings from, and may not be included in, the Index in order to take advantage of investment opportunities. It is expected that over long time periods, the Sub-Fund's performance will differ from the Index. However, over short time periods, the Sub-Fund's performance may be close to the Index, depending on market conditions.</p> <p>The Sub-Fund may invest its net assets directly in China A and B Shares.</p> <p>The Investment Manager is free to select equity securities of any company and is not restricted in its discretion to tactically allocate to any particular geographical region, industry sector or companies with a particular market capitalisation if it believes that, relative to other equities, they may offer greater potential for income and capital growth.</p>	<p>As the Sub-Fund may invest globally, it may invest across different countries and regions. It is unconstrained in the amount it may invest in any single country or region.</p> <p>The Sub-Fund can directly invest in China A Shares through the QFII status of FIL Investment Management (Hong Kong) Limited and/or through any permissible means available to the Sub-Fund under prevailing laws and regulations (including through the Stock Connect or any other eligible means).</p> <p>The Sub-Fund will invest less than 30% of its net assets directly and/or indirectly in onshore China A and B Shares on an aggregated basis.</p>

Sub-Fund	Investment Objective	Notes
Fidelity Funds – Global Equity Income Fund	<p>The Sub-Fund aims to achieve income and long-term capital growth principally through investments in income producing equity securities globally. The Investment Manager will target investments which it believes offer attractive dividend yields in addition to price appreciation. As this Sub-Fund may invest globally, it may be exposed to countries considered to be emerging markets.</p> <p>The Sub-Fund is actively managed. The Investment Manager will, when selecting investments for the Sub-Fund and for the purposes of monitoring risk, reference MSCI ACWI Index (the “<b>Index</b>”) as the Index constituents are representative of the type of companies the Sub-Fund invests in. The Sub-Fund’s performance can be assessed against its Index.</p> <p>The Investment Manager has a wide range of discretion relative to the Index. While the Sub-Fund will hold assets that are components of the Index, it may also invest in companies, countries or sectors that are not included in, and that have different weightings from, the Index in order to take advantage of investment opportunities. It is expected that over long time periods, the Sub-Fund’s performance will differ from the Index. However, over short time periods, the Sub-Fund’s performance may be close to the Index, depending on market conditions.</p> <p><u>Portfolio Information:</u></p> <p>The Investment Manager will actively select individual equity securities based on their potential to generate income and capital growth.</p> <p>The Investment Manager is free to select equity securities of any company and is not restricted in its discretion to tactically allocate to any particular geographical region, industry sector or companies with a particular market capitalisation if it believes that, relative to other equities, they may offer greater potential for income and capital growth.</p>	As the Sub-Fund may invest globally, it may invest across different countries and regions. It is unconstrained in the amount it may invest in any single country or region.

## Multi Asset Sub-Funds

### Investor profile

Multi Asset Sub-Funds aim to pay current income and achieve long-term growth of both capital and income. Multi Asset Sub-Funds may be suitable for investors who wish to participate in capital markets while being prepared to accept the risks described for each Multi Asset Sub-Fund under “Risk Factors”, Part I (1.2) of the Luxembourg Prospectus. Investment in a Multi Asset Sub-Fund can be regarded as a medium or long-term investment.

Sub-Fund	Investment Objective	Notes
Fidelity Funds – Asia Pacific Multi Asset Growth & Income Fund	<p>The Sub-Fund aims to provide capital growth and income over the medium to longer term by investing primarily in equities and fixed income securities issued by companies that are listed in, or have their registered office in, or exercise a majority of their activity in the Asia Pacific region including Australia and New Zealand but excluding Japan, or issued by governments or quasi-governments of the same region.</p> <p>This region includes certain countries considered to be emerging markets. The Sub-Fund will actively allocate to, and within, different asset classes and geographies based on their potential to generate capital growth and income within the portfolio. The main asset classes in which the Sub-Fund will invest include Asia Pacific equities, and Asia Pacific investment grade, and high yield bonds, including government bonds. Investments will not be required to meet minimum rating standards. The Sub-Fund may invest its net assets directly in China A and B Shares and/or onshore China fixed income securities listed or traded on any Eligible Market in China.</p> <p>The Sub-Fund is actively managed without reference to an index.</p> <p><u>Portfolio Information:</u></p> <p>For the remaining assets, the Investment Manager has the freedom to invest outside the Sub-Fund’s principal geographies, market sectors, currency or asset classes.</p> <p>The Sub-Fund may, under normal market conditions, invest up to 40% of its assets in investment grade bonds, 75% in equities, and up to 40% in high yield bonds.</p> <p>In adverse market conditions the Sub-Fund may invest up to 30% of its assets in cash, Money Market Instruments, and Money Market Funds.</p>	<p>The Sub-Fund invests in the Asia Pacific region including Australia and New Zealand but excluding Japan and may invest in different countries in this region. It is unconstrained in the amount that it may invest in any country in this region.</p> <p>The Sub-Fund can directly invest in China A Shares and/or onshore China fixed income securities listed or traded on any Eligible Market in China through the QFII status of FIL Investment Management (Hong Kong) Limited, the Stock Connect, the China Interbank Bond Market scheme or via any other permissible means available to the Sub-Fund under prevailing laws and regulations.</p> <p>The Sub-Fund will invest less than 30% of its net assets directly and/or indirectly in China A and B Shares and/or onshore China fixed income securities on an aggregated basis.</p> <p>The Sub-Fund’s source of income will mainly be generated from dividend payments from equity securities and coupon payments from bond holdings.</p> <p>Less than 30% of the Sub-Fund’s total net assets will be invested in hybrids and CoCos, with less than 20% of the total net assets to be invested in CoCos.</p>

Sub-Fund	Investment Objective	Notes
	<p>Onshore China fixed income securities are listed or traded on any Eligible Market in China, and are issued by a variety of issuers such as government, quasi-government, banks, financial institutions or other corporate entities established or incorporated in China or corporate entities with commercial activities in China.</p> <p>The Sub-Fund may invest in hybrids and CoCos, as well as in other subordinated financial debt and preference shares.</p>	
Fidelity Funds – European Multi Asset Income Fund	<p>The Sub-Fund aims to provide income by investing primarily in equities and fixed income securities issued by both companies that are listed in, or have their registered office in, or exercise a majority of their activity in Europe, and European governments.</p> <p>The Sub-Fund will actively allocate to, and within, different asset classes based on their potential to generate income. The main asset classes in which the Sub-Fund will invest include fixed income securities (including investment grade and high yield bonds), equities and alternative assets, such as (but not limited to) infrastructure securities and closed-ended real estate investment trusts (REITs).</p> <p>The Sub-Fund is actively managed without reference to an index.</p> <p><u>Portfolio Information:</u></p> <p>Within the main asset classes described above the Sub-Fund may, under normal market conditions, invest up to 70% of its net assets in European investment grade bonds, up to 50% of its net assets in European equities, up to 50% of its net assets in European high yield bonds and up to 20% of its net assets in alternative investments.</p> <p>The Sub-Fund may tactically invest up to 50% of its net assets in European government bonds and up to 20% of its net assets in non-European investments (including equities, government bonds, investment grade bonds, high yield bonds, emerging market debt and alternative assets).</p> <p>The Sub-Fund may invest in hybrids and CoCos, as well as in other subordinated financial debt and preference shares.</p> <p>In adverse market conditions the Sub-Fund may hold up to 25% of its net assets in cash or money market instruments (cash and short-term deposits, certificates of deposit and bills, Money Market Funds).</p>	<p>The Sub-Fund's source of income will mainly be generated from dividend payments (from equity securities) and coupon payments (from bond holdings).</p> <p>Less than 30% of the Sub-Fund's total net assets will be invested in hybrids and CoCos, with less than 20% of the total net assets to be invested in CoCos.</p>

Sub-Fund	Investment Objective	Notes
Fidelity Funds – Global Multi Asset Defensive Fund	<p>The Sub-Fund aims to provide long term capital growth whilst seeking to preserve capital by providing exposure to a range of global asset classes. The Sub-Fund will allocate to, and within, different asset classes and geographies (including emerging markets) based on their potential to generate growth or reduce risk within the overall portfolio.</p> <p>The main asset classes in which the Sub-Fund will invest include global investment grade bonds, global high yield bonds, global equities, commodities, closed-ended real estate investment trusts (REITs), cash and Money Market instruments.</p> <p>The Sub-Fund is actively managed and aims to achieve a better downside profile versus a composite of 20% MSCI ACWI (Net) EUR Index and 80% Barclays Global Aggregate Index (EUR Hedged) Index on a rolling 3-year basis. The Sub-Fund does not use an index against which the performance of the Sub-Fund may be assessed.</p> <p>The Sub-Fund may invest its net assets directly in China A and B Shares and/or onshore China fixed income securities listed or traded on any Eligible Market in China.</p> <p><u>Portfolio Information:</u></p> <p>Within the main asset classes described above the Sub-Fund may, under normal market conditions, invest less than 30% of its net assets in global sub investment grade and/or high yield bonds.</p> <p>The Sub-Fund may invest in hybrids and CoCos, as well as in other subordinated financial debt and preference shares.</p> <p>The Sub-Fund may use financial derivative instruments, including complex financial derivative instruments or strategies, to meet the investment objectives of the Sub-Fund. Financial derivative instruments may be used to create economic exposure to an asset akin to a physical holding of that asset. The types of financial derivative instruments that will be used include index, basket or single name futures, options and contracts for difference referencing equities or bonds. Options used will include put and call options including covered call options. The Sub-Fund will use index, basket or single credit default and total return swaps to gain exposure or reduce credit risk of issuers, interest rate swaps to actively manage the level of interest rate risk and currency derivatives to hedge or gain exposure to currencies or replicate currency exposure of the underlying securities of an equity index. The long and short active currency positions implemented by the Sub-Fund may not be correlated with the underlying securities positions held by the Sub-Fund.</p>	<p>The Sub-Fund can directly invest in China A Shares and/or onshore China fixed income securities listed or traded on any Eligible Market in China through the QFII status of FIL Investment Management (Hong Kong) Limited, the Stock Connect, the China Interbank Bond Market scheme and/or via any other permissible means available to the Sub-Fund under prevailing laws and regulations.</p> <p>The Sub-Fund will invest less than 20% of its net assets directly and/or indirectly in China A and B Shares and/or onshore China fixed income securities on an aggregated basis.</p> <p>“Eligible Market in China” refers to the Shanghai Stock Exchange, the Shenzhen Stock Exchange or the mainland China interbank bond market, as the case may be.</p> <p>Any commodity exposure for this Sub-Fund will be obtained through eligible instruments and derivatives such as (but not limited to) units/shares of UCITS or other UCIs, Exchange Traded Funds and commodity index swap transactions.</p> <p>Less than 30% of the Sub-Fund’s total net assets will be invested in hybrids and CoCos, with less than 20% of the total net assets to be invested in CoCos.</p> <p><u>Global Exposure:</u></p> <p>The global exposure of the Sub-Fund is calculated using the absolute VaR approach, which is limited to 8%.</p> <p>The expected level of leverage for investment-related activity is 250% and the expected level of leverage arising from hedged share class activity is 150%, for a total of 400%. The Sub-Fund’s leverage may increase to higher levels, including in atypical market conditions, however it is not expected to exceed 750% of the Net Asset Value of the Sub-Fund.</p>



Sub-Fund	Investment Objective	Notes
Fidelity Funds – Global Multi Asset Dynamic Fund	<p>The Sub-Fund aims to provide long term capital growth by investing in a range of global asset classes. The Sub-Fund will actively allocate to, and within, different asset classes and geographies (including emerging markets) based on their potential to generate capital growth.</p> <p>The main asset classes in which the Sub-Fund will invest include global investment grade bonds, global high yield bonds, global equities, commodities and closed-ended real estate investment trusts (“REITs”).</p> <p>The Sub-Fund is actively managed and references a composite of 75% MSCI ACWI Index; 25% Bloomberg Barclays Global Aggregate Index (the “<b>Index</b>”) for performance comparison only.</p> <p>The Sub-Fund may invest its net assets directly in China A and B Shares and/or onshore China fixed income securities listed or traded on any Eligible Market in China.</p> <p><u>Portfolio Information:</u></p> <p>Within the main asset classes listed above the Sub-Fund may, under normal market conditions, invest up to 100% in fixed income securities (including up to 50% of its net assets in global investment grade bonds, up to 75% in global high yield bonds (which include below investment grade and unrated bonds) and up to 75% in emerging market bonds), up to 100% in global equities, (including up to 75% emerging market equities), up to 15% in Russian securities, up to 50% in commodities, and up to 30% in closed-ended REITs.</p> <p>The Sub-Fund may invest in hybrids and CoCos, as well as in other subordinated financial debt and preference shares.</p>	<p>It is understood that under the current Luxembourg regulation a fund may invest not more than 10% of its net assets in unlisted securities not dealt on a Regulated Market. Some investments in Russian securities may be considered as falling under such limit.</p> <p>The Sub-Fund can directly invest in China A Shares and/or onshore China fixed income securities listed or traded on any Eligible Market in China through the QFII status of FIL Investment Management (Hong Kong) Limited, the Stock Connect, the China Interbank Bond Market scheme and/or via any other permissible means available to the Sub-Fund under prevailing laws and regulations.</p> <p>The Sub-Fund will invest less than 30% of its assets directly and/or indirectly in China A and B Shares and/or onshore China fixed income securities on an aggregated basis.</p> <p>“Eligible Market in China” refers to the Shanghai Stock Exchange, the Shenzhen Stock Exchange or the mainland China interbank bond market, as the case may be.</p> <p>The types of commodities in which the Sub-Fund may invest include gold, metals and oil. Any commodity exposure for this Sub-Fund will be obtained through eligible instruments and derivatives such as (but not limited to) units/shares of UCITS or other UCIs, Exchange Traded Funds and commodity index swap transactions.</p> <p>Less than 30% of the Sub-Fund’s total net assets will be invested in hybrids and CoCos, with less than 20% of the total net assets to be invested in CoCos.</p> <p>The dividend or payout policy of the underlying closed-ended REITs is not representative of the dividend or payout policy of this Sub-Fund.</p>



Sub-Fund	Investment Objective	Notes
Fidelity Funds – Global Multi Asset Growth & Income Fund	<p>The Sub-Fund aims to provide income and capital growth over the medium to longer term by investing in a range of global asset classes. The Sub-Fund will actively allocate to, and within, different asset classes and geographies (including emerging markets) based on their potential to generate income and capital growth within the portfolio.</p> <p>The main asset classes in which the Sub-Fund will invest include global investment grade bonds, global high yield bonds, global equities, infrastructure securities, commodities and closed-ended real estate investment trusts (REITs).</p> <p>The Sub-Fund is actively managed without reference to an index.</p> <p><u>Portfolio Information:</u></p> <p>Within the main asset classes listed above the Sub-Fund may, under normal market conditions, invest up to 100% of its net assets in global investment grade bonds, up to 75% in global high yield bonds (which include below investment grade and unrated bonds), up to 60% in emerging market bonds and up to 80% in global equities (including up to 60% in emerging market equities).</p> <p>It may also have an exposure of less than 30% of its net assets to each of the following asset classes: infrastructure securities, commodities and closed-ended real estate investment trusts (REITs).</p> <p>The Sub-Fund may invest its net assets directly in China A and B Shares and/or onshore China fixed income securities listed or traded on any Eligible Market in China.</p> <p>The Sub-Fund may invest in hybrids and CoCos, as well as in other subordinated financial debt and preference shares.</p> <p>In adverse market conditions the Sub-Fund may hold up to 30% of its assets in cash or money market instruments (cash and short-term deposits, certificates of deposit and bills, Money Market Funds).</p>	<p>Any commodity exposure for this Sub-Fund will be obtained through eligible instruments and derivatives such as (but not limited to) units/shares of UCITS or other UCIs, Exchange Traded Funds and commodity index swap transactions.</p> <p>“Eligible Market in China” refers to the Shanghai Stock Exchange, the Shenzhen Stock Exchange or the mainland China interbank bond market, as the case may be. The Sub-Fund can directly invest in China A Shares and/or onshore China fixed income securities listed or traded on any Eligible Market in China through the QFII status of FIL Investment Management (Hong Kong) Limited, the Stock Connect, the China Interbank Bond Market scheme and/or via any other permissible means available to the Sub-Fund under prevailing laws and regulations.</p> <p>The Sub-Fund will invest less than 30% of its net assets directly and/or indirectly in China A and B Shares and/or onshore China fixed income securities, which may include urban investment bonds, on an aggregated basis. The Sub-Fund may also invest up to 30% of its assets value in offshore China fixed income instruments, including, but not limited to, dim sum bonds.</p> <p>The Sub-Fund’s source of income will mainly be generated from dividend payments from equity securities, coupon payments from bond holdings and payments out of capital.</p> <p>Less than 30% of the Sub-Fund’s total net assets will be invested in hybrids, and CoCos, with less than 20% of the total net assets to be invested in CoCos.</p>

Sub-Fund	Investment Objective	Notes
Fidelity Funds – Global Multi Asset Income Fund	<p>The Sub-Fund aims to provide income and moderate capital growth over the medium to longer term by investing in global fixed income securities and global equities.</p> <p>The Sub-Fund will actively allocate to, and within, different asset classes and geographies based on their potential to generate income and capital growth within the portfolio. The main asset classes in which the Sub-Fund will invest include global investment grade bonds, global high yield bonds, emerging market bonds and global equities. As this Sub-Fund may invest globally, it may be exposed to countries considered to be emerging markets.</p> <p>The Sub-Fund may tactically invest up to 50% of its assets in global government bonds. It may also have an exposure of less than 30% of its assets to each of the following asset classes, infrastructure securities and closed-ended real estate investment trusts (REITs).</p> <p>The Sub-Fund is actively managed without reference to an index.</p> <p><u>Portfolio Information:</u></p> <p>Within the main asset classes described above the Sub-Fund may, under normal market conditions, invest up to 100% of its assets in global investment grade bonds, 50% of its assets in emerging market bonds, 50% in global equities, and up to 60% in global high yield bonds.</p> <p>The Sub-Fund may invest in hybrids and CoCos, as well as in other subordinated financial debt and preference shares.</p> <p>In adverse market conditions the Sub-Fund may hold up to 25% of its assets in cash or money market instruments (cash and short-term deposits, certificates of deposit and bills, Money Market Funds).</p>	<p>As the Sub-Fund may invest globally, it may invest across different countries and regions. It is unconstrained in the amount it may invest in any single country or region.</p> <p>The dividend or payout policy of the underlying closed-ended REITs is not representative of the dividend or payout policy of this Sub-Fund.</p> <p>The Sub-Fund's source of income will mainly be generated from dividend payments from equity securities and coupon payments from bond holdings.</p> <p>Less than 30% of the Sub-Fund's total net assets will be invested in hybrids and CoCos, with less than 20% of the total net assets to be invested in CoCos.</p>

Sub-Fund	Investment Objective	Notes
Fidelity Funds – Greater China Multi Asset Growth & Income Fund	<p>The Sub-Fund aims to provide capital growth and income over the medium to longer term by investing primarily in equities and fixed income securities issued by companies that are listed in, or have their registered office in, or exercise a majority of their activity in the Greater China region including Hong Kong, China, Taiwan and Macau, or issued by governments or quasi-governments of the same region. China, Taiwan and Macau are considered as emerging markets.</p> <p>The Sub-Fund will actively allocate to, and within, different asset classes and geographies based on their potential to generate capital growth and income within the portfolio. The main asset classes in which the Sub-Fund will invest include Greater China equities and Greater China investment grade bonds, and Greater China high yield bonds, including government bonds and unrated bonds. Investments will not be required to meet minimum credit rating standards. The Sub-Fund may invest its net assets directly in China A and B Shares and/or onshore China fixed income securities listed or traded on any Eligible Market in China. The Sub-Fund may also seek exposure to commodities and closed-ended real estate investment trusts (REITs).</p> <p>The Investment Manager is not restricted in its choice of companies either by size or industry.</p> <p>The Sub-Fund may also invest in UCITS and UCIs.</p> <p>The Sub-Fund is actively managed without reference to an index.</p> <p><u>Portfolio Information:</u></p> <p>For the remaining assets, the Investment Manager has the freedom to invest outside the Sub-Fund's principal geographies, market sectors, currency or asset classes.</p> <p>Onshore China fixed income securities are listed or traded on any Eligible Market in China, and are issued by a variety of issuers such as government, quasi-government, banks, financial institutions or other corporate entities established or incorporated in China or corporate entities with commercial activities in China.</p>	<p>Any commodity exposure for this Sub-Fund will be obtained through eligible instruments and derivatives such as (but not limited to) units/shares of UCITS or other UCIs, Exchange Traded Funds and commodity index swap transactions.</p> <p>The Sub-Fund can directly invest in China A Shares and/or onshore China fixed income securities listed or traded on any Eligible Market in China through the QFII status of FIL Investment Management (Hong Kong) Limited, the Stock Connect, the China Interbank Bond Market scheme or via any other permissible means available to the Sub-Fund under prevailing laws and regulations.</p> <p>The Sub-Fund will invest up to 60% of its net assets directly and/or indirectly in China A and B Shares and/or onshore China fixed income securities on an aggregated basis. The Sub-Fund may invest more than 30%, but up to 60%, of its net assets directly in China A Shares listed on the ChiNext market, the SME board or the STAR board, on an aggregate basis.</p> <p>The Sub-Fund may also invest up to 50% of its Net Asset Value in offshore China fixed income instruments including, but not limited to, dim sum bonds.</p> <p>“Eligible Market in China” refers to the Shanghai Stock Exchange, the Shenzhen Stock Exchange or the mainland China interbank bond market, as the case may be.</p> <p>The Sub-Fund may, under normal market conditions, invest up to 90% of its net assets in fixed income securities (including up to 40% in investment grade bonds and up to 50% in high yield bonds which include below investment grade and unrated bonds), up to 10% of its net assets in commodities and up to 80% of its net assets in equities, and up to 15% of its net assets in REITs. The Sub-Fund may invest up to 10% of its net assets in urban investment bonds. The Sub-Fund may also invest</p>

Sub-Fund	Investment Objective	Notes
	<p>The Sub-Fund may invest in hybrids and CoCos, as well as in other subordinated financial debt and preference shares.</p>	<p>up to 20% of its net assets in collateralised and/or securitised products (e.g. asset-backed securities and mortgage-backed securities).</p> <p>In adverse market conditions the Sub-Fund may invest up to 30% of its net assets in cash, Money Market Instruments, and money market funds.</p> <p>The Sub-Fund's source of income will mainly be generated from dividend payment (from equity securities) and coupon payments from bond holdings. The Sub-Fund intends to provide capital growth mainly through its equity investments.</p> <p>Less than 30% of the Sub-Fund's total net assets will be invested in hybrids and CoCos, with less than 20% of the total net assets to be invested in CoCos.</p>

Sub-Fund	Investment Objective	Notes
Fidelity Funds – Sustainable Multi Asset Income Fund (formerly known as Fidelity Funds – Multi Asset Income Fund)	<p>The Sub-Fund aims to provide income and moderate capital growth over the medium to longer term by actively allocating to, and within, different asset classes including equity, fixed income, commodity, infrastructure, real estate and cash.</p> <p>As this Sub-Fund may invest globally, it may be exposed to countries considered to be emerging markets, including Russia and China. For China, the Sub-Fund may invest its net assets directly in China A and B Shares and/or onshore China fixed income securities listed or traded on any Eligible Market in China.</p> <p>The Sub-Fund is part of the Fidelity Sustainable Family of Funds and adopts a Sustainable Focused strategy under which a minimum of 70% of the Sub-Fund's net assets will be invested in securities deemed to maintain sustainable characteristics, as described in the section entitled "Fidelity Sustainable Family of Funds", Part I (1.3.2(b)) of the Luxembourg Prospectus. The Sub-Fund will consider a wide range of environmental and social characteristics on an ongoing basis. Environmental characteristics include, but are not limited to, climate change mitigation and adaptation, water and waste management and biodiversity, while social characteristics include, but are not limited to, product safety, supply chain, health and safety and human rights. Controversies involving environmental and social characteristics are regularly monitored. Environmental and social characteristics are analysed by Fidelity's fundamental analysts and rated through Fidelity Sustainability Ratings. The Sub-Fund seeks to promote these characteristics by adhering to the Fidelity Sustainable Family Framework.</p> <p>The Sub-Fund is actively managed without reference to an index.</p> <p><u>Portfolio Information:</u></p> <p>Within the main asset classes described above the Sub-Fund may, under normal market conditions, invest on a net asset basis up to 100% in fixed income securities (including up to 100% in investment grade bonds, up to 60% in high yield bonds, up to 50% in government bonds, up to 50% in emerging market bonds and up to 10% in Russian bonds), up to 50% in equities (including up to 50% in emerging market equities and up to 10% in Russian equities), up to 30% in eligible closed-ended real estate investment trusts, up to 30% in infrastructure securities (excluding REITs) and up to 5% in commodities. The aggregate limit of investment in emerging</p>	<p>As the Sub-Fund may invest globally, it may invest across different countries and regions. It is unconstrained in the amount it may invest in any single country or region.</p> <p>Any commodity exposure for this Sub-Fund will be obtained through eligible instruments and derivatives such as (but not limited to) units/shares of UCITS or other UCIs, Exchange Traded Funds and commodity index swap transactions.</p> <p>The Sub-Fund's source of income will mainly be generated from dividend payments (from equity securities) and coupon payments (from bond holdings) based on their potential to generate income and capital growth.</p> <p>The dividend or payout policy of the underlying closed-ended REITs is not representative of the dividend or payout policy of this Sub-Fund.</p> <p>To achieve its objective the Sub-Fund adopts a tactical asset allocation strategy where the Sub-Fund's investments may be actively balanced and adjusted. This may result in the Sub-Fund incurring greater transaction costs than a Sub-Fund with static allocation strategy.</p> <p>The Sub-Fund can directly invest in China A Shares and/or onshore China fixed income securities listed or traded on any Eligible Market in China through the QFII status of FIL Investment Management (Hong Kong) Limited and/or through any permissible means available to the Sub-Fund under prevailing laws and regulations (including through the Stock Connect, the China Interbank Bond Market scheme or any other eligible means) or indirectly such as by way of access products including, but not limited to, equity linked notes, participation notes, credit-linked notes or funds investing in China A Shares and/or onshore China fixed income securities. The Sub-Fund will invest less than 30% of its net assets directly and/or indirectly in onshore China A and B Shares and/or onshore China fixed income securities on an aggregated basis.</p> <p>The Sub-Fund may also invest less than 10% of its Net Asset Value in offshore China fixed income instruments including, but not limited to, dim sum bonds.</p>

Sub-Fund	Investment Objective	Notes
	<p>market equities and bonds is up to 50% of the Sub-Fund's net assets. The aggregate limit of investment in Russian equities and bonds is up to 10% of the Sub-Fund's net assets. In adverse market conditions the Sub-Fund may hold up to 25% of its net assets in cash or money market instruments (cash and short-term deposits, certificates of deposit and bills, and Money Market Funds).</p> <p>Onshore China fixed income securities are listed or traded on any Eligible Market in China, and are issued by a variety of issuers such as government, quasi-government, banks, financial institutions or other corporate entities established or incorporated in China or corporate entities with commercial activities in China.</p> <p>Although the Sub-Fund will not actively invest in distressed securities, it may retain positions related to such types of assets. Under normal market circumstances, distressed securities will not exceed 10% of the Sub-Fund's net assets.</p> <p>The Sub-Fund may invest up to 10% of its net assets in aggregate in equity linked notes and credit linked notes.</p> <p>The Sub-Fund may invest in hybrids and CoCos, as well as in other subordinated financial debt and preference shares.</p>	<p>Less than 30% of the Sub-Fund's total net assets will be invested in Hybrids and CoCos, with less than 20% of the total net assets to be invested in CoCos.</p> <p>The Sub-Fund is subject to the disclosure requirements of article 8 of the SFDR.</p>

## Bond Sub-Funds

### Investor profile

The aim of the Bond Sub-Funds is to provide investors with relatively high income with the possibility of capital gains. Bond Sub-Funds may be suitable for investors who wish to participate in debt markets while being prepared to accept the risks described for each Bond Sub-Fund under “Risk Factors”, Part I (1.2) of the Luxembourg Prospectus. Investment in a Bond Sub-Fund can be regarded as a short, medium or long-term investment.

Sub-Fund	Investment Objective	Notes
Fidelity Funds – Asia Pacific Strategic Income Fund	<p>The Sub-Fund seeks to deliver an attractive income and capital appreciation by primarily investing in a broad range of fixed income instruments of issuers in Asia Pacific that have their head office or exercise a majority of their activity in Asia Pacific. This region includes certain countries considered to be emerging markets. The Sub-Fund will adopt an active asset allocation approach, which may include investment into high yield instruments and emerging markets. Investments will not be required to meet minimum credit rating standards. Not all securities will be rated for creditworthiness by an internationally recognised rating agency. The manager is not restricted in its choice of companies either by market sector or industry, and will choose investments largely determined by the availability of attractive investment opportunities. The Sub-Fund may invest its net assets directly in onshore China fixed income securities listed or traded on any Eligible Market in China.</p> <p>The Sub-Fund is actively managed without reference to an index.</p> <p><u>Portfolio Information:</u></p> <p>Onshore China fixed income securities are listed or traded on any Eligible Market in China, and are issued by a variety of issuers such as government, quasi-government, banks, financial institutions or other corporate entities established or incorporated in China or corporate entities with commercial activities in China.</p> <p>Within the main asset classes described above the Sub-Fund may invest up to 100% of its net assets in emerging markets, up to 90% of its net assets in high yield instruments, up to 80% of its net assets in Asia Pacific local currency bonds, and up to 50% of its net assets in offshore China fixed income instruments.</p> <p>The Sub-Fund may invest in hybrids and CoCos, as well as in other subordinated financial debt and preference shares.</p>	<p>The Sub-Fund invests in Asia Pacific and may invest in different countries in this region. It is unconstrained in the amount that it may invest in any country in this region.</p> <p>The Sub-Fund may directly invest in onshore China fixed income securities listed or traded on any Eligible Market in China through the QFII status of FIL Investment Management (Hong Kong) Limited and/or through any permissible means available to the Sub-Fund under prevailing laws and regulations or indirectly by way of access to products or funds investing in fixed income securities listed or traded on any Eligible Market in China.</p> <p>The Sub-Fund will invest up to 50% of its net assets directly and/or indirectly in onshore China fixed income securities, which may include urban investment bonds, asset-backed securities (including asset-backed commercial papers) and bonds which are rated below investment grade or unrated bonds on an aggregated basis.</p> <p>The Sub-Fund may also invest up to 50% of its Net Asset Value in offshore China fixed income instruments including, but not limited to, dim sum bonds.</p> <p>The Sub-Fund's source of income will mainly be generated from coupon payments from bond holdings.</p> <p>Less than 30% of the Sub-Fund's total net assets will be invested in hybrids and CoCos, with less than 20% of the total net assets to be invested in CoCos.</p>



Sub-Fund	Investment Objective	Notes
Fidelity Funds – Asian Bond Fund	<p>The Sub-Fund aims to achieve income and capital appreciation by investing primarily in investment grade fixed income securities of issuers that have their principal business activities in the Asian region. This region includes certain countries considered to be emerging markets.</p> <p>The Sub-Fund is actively managed. The Investment Manager will, when selecting investments for the Sub-Fund and for the purposes of monitoring risk, reference ICE BofA Asia Dollar Investment Grade Index (the “<b>Index</b>”) as the Index constituents best represent the characteristics the Sub-Fund is seeking to gain exposure to. The Sub-Fund’s performance can be assessed against its Index.</p> <p>The Investment Manager has a wide range of discretion relative to the Index. While the Sub-Fund will hold assets that are components of the Index, it may also invest in issuers, sectors, countries and security types that are not included in, and that have different weightings from the Index in order to take advantage of investment opportunities. It is expected that over long time periods, the Sub-Fund’s performance will differ from the Index. However, over short time periods, the Sub-Fund’s performance may be close to the Index, depending on market conditions.</p> <p><u>Portfolio Information:</u></p> <p>The Sub-Fund may invest in hybrids and CoCos, as well as in other subordinated financial debt and preference shares.</p>	<p>The Sub-Fund invests in the Asian region and may invest in different countries in this region. It is unconstrained in the amount that it may invest in any country in this region.</p> <p>Less than 30% of the Sub-Fund’s total net assets will be invested in hybrids and CoCos, with less than 20% of the total net assets to be invested in CoCos.</p>



Sub-Fund	Investment Objective	Notes
Fidelity Funds – Asian High Yield Fund	<p>This Sub-Fund seeks a high level of current income and capital appreciation by investing primarily in high-yielding sub investment grade securities of issuers, or in high-yielding securities of sub investment grade issuers, all having their principal business activities in the Asian region. This region includes certain countries considered to be emerging markets.</p> <p>This Sub-Fund will suit those investors seeking high income and capital appreciation and who are prepared to accept the risks associated with this type of investment. The type of debt securities in which the Sub-Fund will primarily invest will be subject to high risk and will not be required to meet a minimum rating standard. Not all securities will be rated for creditworthiness by an internationally recognised rating agency. The Sub-Fund may invest its net assets directly in onshore China fixed income securities listed or traded on any Eligible Market in China.</p> <p>The Sub-Fund is actively managed. The Investment Manager will, when selecting investments for the Sub-Fund and for the purposes of monitoring risk, reference ICE BofA Asian Dollar High Yield Corporate Index (Level 4 20% Lvl4 Cap, 3% Constrained) (the “<b>Index</b>”) as the Index constituents best represent the characteristics the Sub-Fund is seeking to gain exposure to. The Sub-Fund’s performance can be assessed against its Index.</p> <p>The Investment Manager has a wide range of discretion relative to the Index. While the Sub-Fund will hold assets that are components of the Index, it may also invest in issuers, sectors, countries and security types that are not included in, and that have different weightings from, the Index in order to take advantage of investment opportunities. It is expected that over long time periods, the Sub-Fund’s performance will differ from the Index. However, over short time periods, the Sub-Fund’s performance may be close to the Index, depending on market conditions.</p> <p><u>Portfolio Information:</u></p> <p>Onshore China fixed income securities are listed or traded on any Eligible Market in China, and are issued by a variety of issuers such as government, quasi-government, banks, financial institutions or other corporate entities established or incorporated in China or corporate entities with commercial activities in China.</p> <p>The Sub-Fund may invest in hybrids and CoCos, as well as in other subordinated financial debt and preference shares.</p>	<p>The Sub-Fund invests in the Asian region and may invest in different countries in this region. It is unconstrained in the amount that it may invest in any country in this region. The Sub-Fund may directly invest in onshore China fixed income securities listed or traded on any Eligible Market in China through the QFII status of FIL Investment Management (Hong Kong) Limited.</p> <p>The Sub-Fund will invest less than 30% of its net assets directly and/or indirectly in onshore China fixed income securities on an aggregated basis.</p> <p>Less than 30% of the Sub-Fund’s total net assets will be invested in hybrids and CoCos, with less than 20% of the total net assets to be invested in CoCos.</p>

Sub-Fund	Investment Objective	Notes
Fidelity Funds – China Government Bond Fund	<p>The Sub-Fund aims to provide long-term growth and income by investing in a portfolio primarily made up of fixed income securities issued by the People's Republic of China (PRC) government or the policy banks of the PRC. China is considered to be an emerging market.</p> <p>The Sub-Fund is actively managed. The Investment Manager will, when selecting investments for the Sub-Fund and for the purposes of monitoring risk, reference Bloomberg Barclays China Treasury + Policy Banks Capped 9% (the “<b>Index</b>”) as the Index constituents best represent the characteristics the Sub-Fund is seeking to gain exposure to. The Sub-Fund's performance may be assessed against its Index.</p> <p>The Investment Manager has a wide range of discretion relative to the Index. While the Sub-Fund will hold assets that are components of the Index, it may also invest in issuers, sectors, countries and security types that are not included in, and that have different weightings from, the Index in order to take advantage of investment opportunities. It is expected that over long time periods, the Sub-Fund's performance will differ from the Index. However, over short time periods, the Sub-Fund's performance may be close to the Index, depending on market conditions.</p> <p><u>Portfolio Information:</u></p> <p>The Sub-Fund will invest up to 100% of its net assets directly and/or indirectly in onshore China fixed income securities, of which up to 30% may be invested in policy bank bonds. Less than 70% of the Sub-Fund's net assets will be invested in onshore China fixed income securities through the QFII status.</p> <p>Securities issued by the PRC or the policy banks of the PRC may be unrated.</p> <p>The Sub-Fund may also invest in offshore China fixed income instruments including, but not limited to dim sum bonds.</p> <p>At least 70% of the Sub-Fund's investments will be denominated in RMB.</p>	<p>The Sub-Fund may directly invest in onshore China fixed income securities listed or traded on any Eligible Market in China through the QFII status of FIL Investment Management (Hong Kong) Limited, the China Interbank Bond Market scheme, the Bond Connect scheme and/or via any other permissible means available to the Sub-Fund under prevailing laws and regulations and/or through any permissible means available to the Sub-Fund under prevailing laws and regulations or indirectly by way of access to products or funds investing in fixed income securities listed or traded on any Eligible Market in China.</p> <p>Policy bank bonds are fixed income securities issued by the three Chinese government agencies which are assisting the PRC's central government to deploy its country-wide fiscal policy. These three entities, the Chinese Development Bank (‘CDB’), the Agricultural Development Bank of China (‘ADBC’), and the China Export Import Bank (‘CEIB’) are in charge of redistributing part of the government's central fiscal collection in projects, which support the agricultural, industrial and social evolution of the PRC.</p> <p>Unrated securities are debt securities which do not have a credit rating issued by Moody's, S&amp;P, or Fitch. In selecting unrated securities, the Investment Manager will apply its internal credit assessment to determine their credit quality.</p>

Sub-Fund	Investment Objective	Notes
Fidelity Funds – China High Yield Fund	<p>This Sub-Fund seeks a high level of current income by investing primarily in high-yielding, sub-investment grade or non-rated debt securities of issuers that have their head office or exercise a majority of their activity in the Greater China region (including China, Hong Kong, Taiwan, and Macau). This region includes certain countries considered to be emerging markets. This Sub-Fund will suit those investors seeking high income and who are prepared to accept the risks associated with this type of investment. The type of debt securities in which the Sub-Fund will primarily invest will be subject to high risk and will not be required to meet a minimum credit rating standard. Not all securities will be rated for creditworthiness by an internationally recognised rating agency. The Sub-Fund may invest its net assets directly in onshore China fixed income securities listed or traded on Eligible Markets in China. The manager is not restricted in its choice of companies either by market sector or industry, and will choose investments largely determined by the availability of attractive investment opportunities.</p> <p>The Sub-Fund is actively managed without reference to an index.</p> <p><u>Portfolio Information:</u></p> <p>Onshore China fixed income securities are listed or traded on Eligible Markets in China, and are issued by a variety of issuers such as government, quasi government, banks, financial institutions or other corporate entities established or incorporated in China or corporate entities whose commercial activities are mainly carried out in China.</p> <p>The investments of the Sub-Fund may be denominated in various currencies and is not restricted to one single currency.</p> <p>The Sub-Fund may invest in hybrids and CoCos, as well as in other subordinated financial debt and preference shares.</p>	<p>The Sub-Fund invests in the Greater China region (including China, Hong Kong, Taiwan, and Macau) and may invest in different countries in this region. It is unconstrained in the amount that it may invest in any country in this region. The Sub-Fund may directly invest in onshore China fixed income securities listed or traded on Eligible Markets in China through the QFII status of FIL Investment Management (Hong Kong) Limited, the China Interbank Bond Market scheme and/or via any other permissible means available to the Sub-Fund under prevailing laws and regulations or indirectly by way of access to products or funds investing in fixed income securities listed or traded on any Eligible Market in China.</p> <p>The Sub-Fund will invest up to 60% of its net assets directly and/or indirectly in onshore China fixed income securities, which may include urban investment bonds, asset-backed securities (including asset-backed commercial papers) and bonds which are rated below investment grade or unrated bonds, on an aggregated basis. The Sub-Fund may also invest up to 100% of its Net Asset Value in offshore China fixed income instruments including, but not limited to, dim sum bonds.</p> <p>Less than 30% of the Sub-Fund's total net assets will be invested in hybrids and CoCos, with less than 20% of the total net assets to be invested in CoCos.</p>

Sub-Fund	Investment Objective	Notes
Fidelity Funds – China RMB Bond Fund	<p>The Sub-Fund aims to achieve income and capital appreciation via exposure to RMB denominated debt, money market securities and cash and/or cash equivalents (including, inter alia, time deposits). The Sub-Fund will primarily invest, directly and/or indirectly, in investment grade securities denominated in RMB, investment grade securities of issuers that have their principal business activities in the Asia Pacific region, securities denominated in RMB of investment grade issuers or in securities of investment grade issuers that have their principal business activities in the Asia Pacific region. This region includes certain countries considered to be emerging markets. Exposure to non-RMB denominated debt securities may be hedged in order to seek to maintain the currency exposure in RMB. The Sub-Fund may invest its net assets directly in onshore China fixed income securities listed or traded on any Eligible Market in China.</p> <p>The Sub-Fund is actively managed without reference to an index.</p> <p><u>Portfolio Information:</u></p> <p>Onshore China fixed income securities are listed or traded on any Eligible Market in China and are issued by a variety of issuers such as government, quasi-government, banks, financial institutions or other corporate entities established or incorporated in China or corporate entities with commercial activities in China.</p> <p>The Sub-Fund may invest in hybrids and CoCos, as well as in other subordinated financial debt and preference shares.</p>	<p>The Sub-Fund invests in the Asia Pacific region and may invest in different countries in this region. It is unconstrained in the amount that it may invest in any country in this region. The Sub-Fund may directly invest in onshore China fixed income securities listed or traded on any Eligible Market in China through the QFII status of FIL Investment Management (Hong Kong) Limited, the China Interbank Bond Market scheme and/or via any other permissible means available to the Sub-Fund under prevailing laws and regulations and/or through any permissible means available to the Sub-Fund under prevailing laws and regulations or indirectly by way of access to products or funds investing in fixed income securities listed or traded on any Eligible Market in China.</p> <p>The Sub-Fund will invest up to 100% of its net assets directly and/or indirectly in onshore China fixed income securities on an aggregated basis.</p> <p>RMB: a colloquial reference to the Chinese Renminbi, which is also known internationally as the Chinese Yuan ('CNY'). Whilst the CNY is traded both onshore in China and offshore (primarily in Hong Kong), it is the same currency although currently traded at different rates. The offshore rate for trading CNY is generally referred to as 'CNH'. The 'CNH' rate will be used when determining the value of the Shares of the Sub-Fund.</p> <p>Less than 30% of the Sub-Fund's total net assets will be invested in hybrids and CoCos, with less than 20% of the total net assets to be invested in CoCos.</p>

Sub-Fund	Investment Objective	Notes
Fidelity Funds – Emerging Market Debt Fund	<p>The Sub-Fund aims to achieve income and capital appreciation through primarily investing in global emerging-markets debt securities. The Sub-Fund may also invest in other types of securities, including local market debt instruments, fixed income, equity securities and corporate bonds of emerging market issuers, and lower quality debt securities. Investments will be made within, although not limited to, Latin America, South East Asia, Africa, Eastern Europe (including Russia) and the Middle East. The Sub-Fund may invest its net assets directly in onshore China fixed income securities listed or traded on any Eligible Market in China.</p> <p>The Sub-Fund is actively managed. The Investment Manager will, when selecting investments for the Sub-Fund and for the purposes of monitoring risk, reference J.P. Morgan Emerging Markets Bond Index – Global Diversified (the “<b>Index</b>”) as the Index constituents best represent the characteristics the Sub-Fund is seeking to gain exposure to. The Sub-Fund’s performance can be assessed against its Index.</p> <p>The Investment Manager has a wide range of discretion relative to the Index. While the Sub-Fund will hold assets that are components of the Index, it may also invest in issuers, sectors, countries and security types that are not included in, and that have different weightings from, the Index in order to take advantage of investment opportunities. It is expected that over long time periods, the Sub-Fund’s performance will differ from the Index. However, over short time periods, the Sub-Fund’s performance may be close to the Index, depending on market conditions.</p> <p><u>Portfolio Information:</u></p> <p>Onshore China fixed income securities are listed or traded on any Eligible Market in China, and are issued by a variety of issuers such as government, quasi-government, banks, financial institutions or other corporate entities established or incorporated in China or corporate entities with commercial activities in China.</p> <p>The Sub-Fund is unconstrained in the amount that it may invest in sub investment grade and/or high yield securities or issuers.</p> <p>The Sub-Fund may invest in hybrids and CoCos, as well as in other subordinated financial debt and preference shares.</p>	<p>The Sub-Fund invests in Latin America, Asia, Africa, Eastern Europe (including Russia) and the Middle East and may invest in different countries in this region. It is unconstrained in the amount that it may invest in any country in this region. It is understood that under the current Luxembourg regulation a fund may invest not more than 10% of its net assets in unlisted securities not dealt on a Regulated Market. Some investments in Russian securities may be considered as falling under such limit.</p> <p>The Sub-Fund can directly invest in onshore China fixed income securities listed or traded on any Eligible Market in China through the QFII status of FIL Investment Management (Hong Kong) Limited. The Sub-Fund will invest less than 30% of its net assets directly and/or indirectly in onshore China fixed income securities on an aggregated basis.</p> <p>Less than 30% of the Sub-Fund’s total net assets will be invested in hybrids and CoCos, with less than 20% of the total net assets to be invested in CoCos.</p>

Sub-Fund	Investment Objective	Notes
Fidelity Funds – Euro Bond Fund	<p>The Sub-Fund invests primarily in bonds denominated in Euro.</p> <p>A minimum of 50% of the Sub-Fund's net assets will be invested in securities deemed to maintain sustainable characteristics, as described in the section entitled “Fidelity Sustainable Investing Framework”, Part I (1.3.2(a)) of the Luxembourg Prospectus. The Sub-Fund will consider a wide range of environmental and social characteristics on an ongoing basis. Environmental characteristics include, but are not limited to, climate change, mitigation and adaptation, water and waste management and biodiversity, while social characteristics include, but are not limited to, product safety, supply chain, health and safety and human rights. Environmental and social characteristics are analysed by Fidelity's fundamental analysts and rated through Fidelity Sustainability Ratings.</p> <p>The Sub-Fund is actively managed. The Investment Manager will, when selecting investments for the Sub-Fund and for the purposes of monitoring risk, reference ICE BofA Euro Large Cap Index (the “<b>Index</b>”) as the Index constituents best represent the characteristics the Sub-Fund is seeking to gain exposure to. The Sub-Fund's performance can be assessed against its Index.</p> <p>The Investment Manager has a wide range of discretion relative to the Index. While the Sub-Fund will hold assets that are components of the Index, it may also invest in issuers, sectors, countries and security types that are not included in, and that have different weightings from, the Index in order to take advantage of investment opportunities. It is expected that over long time periods, the Sub-Fund's performance will differ from the Index. However, over short time periods, the Sub-Fund's performance may be close to the Index, depending on market conditions.</p> <p>Shareholders' attention is drawn to the fact that the Index is not an index which integrates environmental and social considerations. Instead, the Sub-Fund promotes environmental and social characteristics by adhering to the Fidelity Sustainable Investing Framework, as described above.</p> <p><u>Portfolio Information:</u></p> <p>The Sub-Fund may invest in hybrids and CoCos, as well as in other subordinated financial debt and preference shares.</p>	<p>Less than 30% of the Sub-Fund's total net assets will be invested in hybrids and CoCos, with less than 20% of the total net assets to be invested in CoCos.</p> <p>The Sub-Fund is subject to the disclosure requirements of article 8 of the SFDR.</p>

Sub-Fund	Investment Objective	Notes
Fidelity Funds – Euro Short Term Bond Fund	<p>The Sub-Fund invests primarily in Euro-denominated debt securities, focusing its investments in investment grade European fixed-rate bonds with less than five years to effective maturity. The average duration of the Sub-Fund's investments will not exceed three years. The Sub-Fund may invest less than 30% of its assets in non-Euro denominated debt securities. Exposure to non-Euro denominated debt securities may be hedged back into Euro (as described in the Prospectus).</p> <p>A minimum of 50% of the Sub-Fund's net assets will be invested in securities deemed to maintain sustainable characteristics, as described in the section entitled "Fidelity Sustainable Investing Framework", Part I (1.3.2(a)) of the Luxembourg Prospectus. The Sub-Fund will consider a wide range of environmental and social characteristics on an ongoing basis. Environmental characteristics include, but are not limited to, climate change, mitigation and adaptation, water and waste management and biodiversity, while social characteristics include, but are not limited to, product safety, supply chain, health and safety and human rights. Environmental and social characteristics are analysed by Fidelity's fundamental analysts and rated through Fidelity Sustainability Ratings.</p> <p>The Sub-Fund is actively managed. The Investment Manager will, when selecting investments for the Sub-Fund and for the purposes of monitoring risk, reference ICE BofA 1-3 Year Euro Broad Market Index (the "<b>Index</b>") as the Index constituents best represent the characteristics the Sub-Fund is seeking to gain exposure to. The Sub-Fund's performance can be assessed against its Index.</p>	<p>Less than 30% of the Sub-Fund's total net assets will be invested in hybrids and CoCos, with less than 20% of the total net assets to be invested in CoCos.</p> <p>The Sub-Fund is subject to the disclosure requirements of article 8 of the SFDR.</p>

Sub-Fund	Investment Objective	Notes
	<p>The Investment Manager has a wide range of discretion relative to the Index. While the Sub-Fund will hold assets that are components of the Index, it may also invest in issuers, sectors, countries and security types that are not included in, and that have different weightings from, the Index in order to take advantage of investment opportunities. It is expected that over long time periods, the Sub-Fund's performance will differ from the Index. However, over short time periods, the Sub-Fund's performance may be close to the Index, depending on market conditions.</p> <p>Shareholders' attention is drawn to the fact that the Index is not an index which integrates environmental and social considerations. Instead, the Sub-Fund promotes environmental and social characteristics by adhering to the Fidelity Sustainable Investing Framework, as described above.</p> <p><u>Portfolio Information:</u></p> <p>The Sub-Fund may invest in hybrids and CoCos, as well as in other subordinated financial debt and preference shares.</p>	



Sub-Fund	Investment Objective	Notes
Fidelity Funds – European High Yield Fund	<p>This Sub-Fund seeks a high level of current income and capital appreciation by investing primarily in high-yielding, sub investment grade securities of issuers that have their head office or who exercise a predominant part of their activity in Western, Central and Eastern Europe (including Russia). This region includes certain countries considered to be emerging markets. The type of debt securities in which the Sub-Fund will primarily invest will be subject to high risk and will not be required to meet a minimum rating standard. Most but not all will be rated for creditworthiness by an internationally recognised rating agency.</p> <p>A minimum of 50% of the Sub-Fund's net assets will be invested in securities deemed to maintain sustainable characteristics, as described in the section entitled "Fidelity Sustainable Investing Framework", Part I (1.3.2(a)) of the Luxembourg Prospectus. The Sub-Fund will consider a wide range of environmental and social characteristics on an ongoing basis. Environmental characteristics include, but are not limited to, climate change, mitigation and adaptation, water and waste management and biodiversity, while social characteristics include, but are not limited to, product safety, supply chain, health and safety and human rights. Environmental and social characteristics are analysed by Fidelity's fundamental analysts and rated through Fidelity Sustainability Ratings.</p> <p>The Sub-Fund is actively managed. The Investment Manager will, when selecting investments for the Sub-Fund and for the purposes of monitoring risk, reference ICE BofA Global High Yield European Issuers Constrained (Level 4 20% Cap) Index (the "<b>Index</b>") as the Index constituents best represent the characteristics the Sub-Fund is seeking to gain exposure to. The Sub-Fund's performance can be assessed against its Index.</p>	<p>The Sub-Fund invests in Western, Central and Eastern Europe (including Russia) and may invest in different countries in this region. It is unconstrained in the amount that it may invest in any country in this region. It is understood that under the current Luxembourg regulation a fund may invest not more than 10% of its net assets in unlisted securities not dealt on a Regulated Market. Some investments in Russian securities may be considered as falling under such limit.</p> <p>Less than 30% of the Sub-Fund's total net assets will be invested in hybrids and CoCos, with less than 20% of the total net assets to be invested in CoCos.</p> <p>The Sub-Fund is subject to the disclosure requirements of article 8 of the SFDR.</p>

Sub-Fund	Investment Objective	Notes
	<p>The Investment Manager has a wide range of discretion relative to the Index. While the Sub-Fund will hold assets that are components of the Index, it may also invest in issuers, sectors, countries and security types that are not included in, and that have different weightings from, the Index in order to take advantage of investment opportunities. It is expected that over long time periods, the Sub-Fund's performance will differ from the Index. However, over short time periods, the Sub-Fund's performance may be close to the Index, depending on market conditions.</p> <p>Shareholders' attention is drawn to the fact that the Index is not an index which integrates environmental and social considerations. Instead, the Sub-Fund promotes environmental and social characteristics by adhering to the Fidelity Sustainable Investing Framework, as described above.</p> <p><u>Portfolio Information:</u></p> <p>The Sub-Fund may invest in hybrids and CoCos, as well as in other subordinated financial debt and preference shares.</p>	

Sub-Fund	Investment Objective	Notes
Fidelity Funds – Flexible Bond Fund	<p>The Sub-Fund aims to achieve income and capital growth by primarily investing in a broad range of fixed income instruments of issuers globally, including those located, listed or exposed to emerging markets, either denominated in Sterling or other currencies. Emerging market debt may include investments within, although not limited to, Latin America, Asia, Africa, Eastern Europe (including Russia) and the Middle East.</p> <p>Exposure to non-Sterling denominated debt securities will be largely hedged back to Sterling.</p> <p>A minimum of 50% of the Sub-Fund's net assets will be invested in securities deemed to maintain sustainable characteristics, as described in the section entitled "Fidelity Sustainable Investing Framework", Part I (1.3.2(a)) of the Luxembourg Prospectus. The Sub-Fund will consider a wide range of environmental and social characteristics on an ongoing basis. Environmental characteristics include, but are not limited to, climate change, mitigation and adaptation, water and waste management and biodiversity, while social characteristics include, but are not limited to, product safety, supply chain, health and safety and human rights. Environmental and social characteristics are analysed by Fidelity's fundamental analysts and rated through Fidelity Sustainability Ratings.</p> <p>The Sub-Fund is actively managed and references the ICE BofA Q880 Custom Index (a custom blend of government, investment grade and high yield corporate bond indices) (the "<b>Index</b>") for performance comparison only.</p> <p>Shareholders' attention is drawn to the fact that the Index is not an index which integrates environmental and social considerations. Instead, the Sub-Fund promotes environmental and social characteristics by adhering to the Fidelity Sustainable Investing Framework, as described above.</p>	<p>Less than 30% of the Sub-Fund's total net assets will be invested in hybrids and CoCos, with less than 20% of the total net assets to be invested in CoCos.</p> <p><b>Global Exposure:</b></p> <p>The global exposure of the Sub-Fund will be monitored using the absolute VaR approach, which is limited to 10%.</p> <p>The expected level of leverage for investment-related activity is 350% and the expected level of leverage arising from hedged share class activity is 150%, for a total of 500%. The Sub-Fund's leverage may increase to higher levels, including in atypical market conditions, however it is not expected to exceed 1000% of the Net Asset Value of the Sub-Fund.</p> <p>The Sub-Fund is subject to the disclosure requirements of article 8 of the SFDR</p>

Sub-Fund	Investment Objective	Notes
	<p><u>Portfolio Information:</u></p> <p>The investments of the Sub-Fund are not restricted either by region or country, market sector or industry, and investments chosen will be largely determined by the availability of attractive investment opportunities. The Sub-Fund may invest up to 50% of its assets in high-yielding, lower quality instruments which will not be required to meet minimum rating standards and may not be rated for creditworthiness by any internationally recognised rating agency.</p> <p>The Sub-Fund may use financial derivative instruments, including complex financial derivative instruments or strategies, to meet the investment objectives of the Sub-Fund with a level of risk which is consistent with the risk profile of the Sub-Fund. Financial derivative instruments may be used to create economic exposure to the underlying asset, this may include futures, forwards, options, and swaps. The Sub-Fund will use (i) index, basket or single credit default and total return swaps to gain exposure or reduce credit risk of issuers, (ii) interest rate futures, swaps or options to actively manage the level of interest rate risk and (iii) currency derivatives to hedge or gain exposure to currencies. The long and short active currency positions implemented by the Sub-Fund may not be correlated with the underlying securities positions held by the Sub-Fund.</p> <p>The Sub-Fund may invest in hybrids and CoCos, as well as in other subordinated financial debt and preference shares.</p>	

Sub-Fund	Investment Objective	Notes
Fidelity Funds – Global Bond Fund	<p>The Sub-Fund invests in fixed income securities issued in global markets to maximise performance measured in US Dollars. The Sub-Fund may invest its net assets directly in onshore China fixed income securities listed or traded on any Eligible Market in China. As this Sub-Fund may invest globally, it may be exposed to countries considered to be emerging markets.</p> <p>A minimum of 50% of the Sub-Fund's net assets will be invested in securities deemed to maintain sustainable characteristics, as described in the section entitled “Fidelity Sustainable Investing Framework”, Part I (1.3.2(a)) of the Luxembourg Prospectus. The Sub-Fund will consider a wide range of environmental and social characteristics on an ongoing basis. Environmental characteristics include, but are not limited to, climate change, mitigation and adaptation, water and waste management and biodiversity, while social characteristics include, but are not limited to, product safety, supply chain, health and safety and human rights. Environmental and social characteristics are analysed by Fidelity's fundamental analysts and rated through Fidelity Sustainability Ratings.</p> <p>The Sub-Fund is actively managed. The Investment Manager will, when selecting investments for the Sub-Fund and for the purposes of monitoring risk, reference Bloomberg Barclays Global Aggregate Bond Index (the “<b>Index</b>”) as the Index constituents best represent the characteristics the Sub-Fund is seeking to gain exposure to. The Sub-Fund's performance can be assessed against its Index.</p>	<p>The Sub-Fund can directly invest in onshore China fixed income securities listed or traded on any Eligible Market in China through the QFII status of FIL Investment Management (Hong Kong) Limited. The Sub-Fund will invest less than 30% of its net assets directly and/or indirectly in onshore China fixed income securities on an aggregated basis.</p> <p>The Sub-Fund is subject to the disclosure requirements of article 8 of the SFDR.</p>

Sub-Fund	Investment Objective	Notes
	<p>The Investment Manager has a wide range of discretion relative to the Index. While the Sub-Fund will hold assets that are components of the Index, it may also invest in issuers, sectors, countries and security types that are not included in, and that have different weightings from, the Index in order to take advantage of investment opportunities. It is expected that over long time periods, the Sub-Fund's performance will differ from the Index. However, over short time periods, the Sub-Fund's performance may be close to the Index, depending on market conditions.</p> <p>Shareholders' attention is drawn to the fact that the Index is not an index which integrates environmental and social considerations. Instead, the Sub-Fund promotes environmental and social characteristics by adhering to the Fidelity Sustainable Investing Framework, as described above.</p> <p><u>Portfolio Information:</u></p> <p>Onshore China fixed income securities are listed or traded on any Eligible Market in China, and are issued by a variety of issuers such as government, quasi-government, banks, financial institutions or other corporate entities established or incorporated in China or corporate entities with commercial activities in China.</p>	

Sub-Fund	Investment Objective	Notes
Fidelity Funds – Global High Yield Fund	<p>This Sub-Fund seeks a high level of current income and capital appreciation by investing primarily in high-yielding, sub investment grade securities of issuers globally. The Investment Manager will typically focus its investments in a more concentrated number of securities and therefore the resulting portfolio will be less diversified. This Sub-Fund will suit those investors seeking high income and capital appreciation and who are prepared to accept the risks associated with this type of investment. The type of debt securities in which the Sub-Fund will primarily invest will be subject to high risk and will not be required to meet a minimum rating standard. Most but not all will be rated for creditworthiness by an internationally recognised rating agency. The Sub-Fund may invest its net assets directly in onshore China fixed income securities listed or traded on any Eligible Market in China. As this Sub-Fund may invest globally, it may be exposed to countries considered to be emerging markets.</p> <p>The Sub-Fund is actively managed. The Investment Manager will, when selecting investments for the Sub-Fund and for the purposes of monitoring risk, reference ICE BofA Q788 Custom Index (the “<b>Index</b>”) as the Index constituents best represent the characteristics the Sub-Fund is seeking to gain exposure to. The Sub-Fund’s performance can be assessed against its Index.</p> <p>The Investment Manager has a wide range of discretion relative to the Index. While the Sub-Fund will hold assets that are components of the Index, it may also invest in issuers, sectors, countries and security types that are not included in, and that have different weightings from, the Index in order to take advantage of investment opportunities. It is expected that over long time periods, the Sub-Fund’s performance will differ from the Index. However, over short time periods, the Sub-Fund’s performance may be close to the Index, depending on market conditions.</p> <p><u>Portfolio Information:</u></p> <p>Onshore China fixed income securities are listed or traded on any Eligible Market in China, and are issued by a variety of issuers such as government, quasi-government, banks, financial institutions or other corporate entities established or incorporated in China or corporate entities with commercial activities in China.</p> <p>The Sub-Fund may invest in hybrids and CoCos, as well as in other subordinated financial debt and preference shares.</p>	<p>As the Sub-Fund may invest globally, it may invest across different countries and regions. It is unconstrained in the amount that it may invest in a country or region.</p> <p>The Sub-Fund can directly invest in onshore China fixed income securities listed or traded on any Eligible Market in China through the QFII status of FIL Investment Management (Hong Kong) Limited. The Sub-Fund will invest less than 30% of its net assets directly and/or indirectly in onshore China fixed income securities on an aggregated basis.</p> <p>Less than 30% of the Sub-Fund’s total net assets will be invested in hybrids and CoCos, with less than 20% of the total net assets to be invested in CoCos.</p>

Sub-Fund	Investment Objective	Notes
Fidelity Funds – Global Income Fund	<p>This Sub-Fund seeks a high level of current income and the potential for capital appreciation by primarily investing in a portfolio of global fixed income securities, including, but not limited to, investment grade corporate bonds and government bonds of varying maturities, and high yield bonds and emerging market debt denominated in various currencies. Emerging market debt may include investments within, although not limited to, Latin America, South East Asia, Africa, Eastern Europe (including Russia) and the Middle East. The Sub-Fund may invest its net assets directly in onshore China fixed income securities listed or traded on any Eligible Market in China.</p> <p>A minimum of 50% of the Sub-Fund's net assets will be invested in securities deemed to maintain sustainable characteristics, as described in the section entitled "Fidelity Sustainable Investing Framework", Part 1 (1.3.2(a)) of the Luxembourg Prospectus. The Sub-Fund will consider a wide range of environmental and social characteristics on an ongoing basis. Environmental characteristics include, but are not limited to, climate change, mitigation and adaptation, water and waste management and biodiversity, while social characteristics include, but are not limited to, product safety, supply chain, health and safety and human rights. Environmental and social characteristics are analysed by Fidelity's fundamental analysts and rated through Fidelity Sustainability Ratings.</p> <p>The Sub-Fund is actively managed without reference to an index.</p> <p><u>Portfolio Information:</u></p> <p>At least 50% of the portfolio will be invested in investment grade fixed income securities, with the balance invested in, but not limited to, high yielding debt securities, which normally carry sub-investment grade ratings and emerging market debt.</p> <p>The investments of the Sub-Fund are not restricted either by region or country, and bonds will be chosen for investment largely determined by the availability of attractive investment opportunities.</p> <p>Onshore China fixed income securities are listed or traded on any Eligible Market in China, and are issued by a variety of issuers such as government, quasi-government, banks, financial institutions or other corporate entities established or incorporated in China or corporate entities with commercial activities in China.</p> <p>The Sub-Fund may invest in hybrids and CoCos, as well as in other subordinated financial debt and preference shares.</p>	<p>As the Sub-Fund may invest globally, it may invest across different countries and regions. It is unconstrained in the amount that it may invest in a country or region. It is understood that under the current Luxembourg regulation a fund may invest not more than 10% of its net assets in unlisted securities not dealt on a Regulated Market. Some investments in Russian securities may be considered as falling under such limit.</p> <p>The Sub-Fund can directly invest in onshore China fixed income securities listed or traded on any Eligible Market in China through the QFII status of FIL Investment Management (Hong Kong) Limited. The Sub-Fund will invest less than 30% of its net assets directly and/or indirectly in onshore China fixed income securities on an aggregated basis.</p> <p>The Sub-Fund's source of income will mainly be generated from coupon payments from bond holdings.</p> <p>Less than 30% of the Sub-Fund's total net assets will be invested in hybrids and CoCos, with less than 20% of the total net assets to be invested in CoCos.</p> <p>The Sub-Fund is subject to the disclosure requirements of article 8 of the SFDR.</p>



Sub-Fund	Investment Objective	Notes
Fidelity Funds – Global Inflation-linked Bond Fund	<p>The aim of the Sub-Fund is to generate an attractive real level of income and capital appreciation by utilising a range of strategies from within, amongst others, the global inflation-linked, interest rate and credit markets. These strategies include, but are not limited to, active yield curve strategies, sector rotation, security selection, relative value management and duration management. The Sub-Fund primarily invests in bonds and short-term securities. It may also invest in derivatives.</p> <p>The Sub-Fund invests primarily in inflation-linked bonds, nominal bonds and other debt securities of worldwide issuers in developed and emerging markets including but not limited to those issued by governments, agencies, supranationals, corporations and banks. The Sub-Fund may invest less than 30% in Money Market Instruments and bank deposits, up to 25% in convertible bonds and up to 10% in shares and other participations rights. These investments include investment grade and non-investment grade assets.</p> <p>A minimum of 50% of the Sub-Fund's net assets will be invested in securities deemed to maintain sustainable characteristics, as described in the section entitled "Fidelity Sustainable Investing Framework", Part I (1.3.2(a)) of the Luxembourg Prospectus. The Sub-Fund will consider a wide range of environmental and social characteristics on an ongoing basis. Environmental characteristics include, but are not limited to, climate change, mitigation and adaptation, water and waste management and biodiversity, while social characteristics include, but are not limited to, product safety, supply chain, health and safety and human rights. Environmental and social characteristics are analysed by Fidelity's fundamental analysts and rated through Fidelity Sustainability Ratings.</p> <p>The Sub-Fund is actively managed. The Investment Manager will, when selecting investments for the Sub-Fund and for the purposes of monitoring risk, reference Bloomberg Barclays World Government Inflation-Linked 1 to 10 Year Index (the "<b>Index</b>") as the Index constituents best represent the characteristics the Sub-Fund is seeking to gain exposure to. The Sub-Fund's performance can be assessed against its Index.</p>	<p>As the Sub-Fund may invest globally, it may invest across different countries and regions. It is unconstrained in the amount that it may invest in a country or region. The indices referred to are compliant with article 44 of the Law of 2010.</p> <p>The Sub-Fund is subject to the disclosure requirements of article 8 of the SFDR.</p>

Sub-Fund	Investment Objective	Notes
	<p>The Investment Manager has a wide range of discretion relative to the Index. While the Sub-Fund will hold assets that are components of the Index, it may also invest in issuers, sectors, countries and security types that are not included in, and that have different weightings from, the Index in order to take advantage of investment opportunities. It is expected that over long time periods, the Sub-Fund's performance will differ from the Index. However, over short time periods, the Sub-Fund's performance may be close to the Index, depending on market conditions.</p> <p>Shareholders' attention is drawn to the fact that the Index is not an index which integrates environmental and social considerations. Instead, the Sub-Fund promotes environmental and social characteristics by adhering to the Fidelity Sustainable Investing Framework, as described above.</p> <p><u>Portfolio Information:</u></p> <p>The Sub-Fund may use financial derivative instruments, including complex financial derivative instruments or strategies, to meet the investment objectives of the Sub-Fund with a level of risk which is consistent with the risk profile of the Sub-Fund. Financial derivative instruments may be used to create economic exposure to an asset akin to a physical holding of that asset. The Sub-Fund will use (i) interest rate swaps to actively manage the level of interest rate risk, (ii) inflation swaps to eliminate unwanted, or pursue desired, inflation risks and (iii) currency derivatives to hedge or gain exposure to currencies or replicate currency exposure of the underlying securities of a bond index. The long and short active currency positions implemented by the Sub-Fund may not be correlated with the underlying securities positions held by the Sub-Fund.</p>	

Sub-Fund	Investment Objective	Notes
Fidelity Funds – Global Short Duration Income Fund	<p>This Sub-Fund seeks to deliver an attractive income whilst maintaining an average duration of investments that does not exceed three years. The Sub-Fund primarily invests in a portfolio of global fixed income securities, including, but not limited to, investment grade* corporate bonds and government bonds of varying maturities, and high yield bonds and emerging market debt denominated in various currencies. Emerging market debt may include investments within, although not limited to, Latin America, South East Asia, Africa, Eastern Europe (including Russia) and the Middle East. The Sub-Fund may invest into Money Market Instruments and/or other short term debt instruments including certificates of deposit, commercial paper and floating rate notes, as well as in cash and cash equivalents. The Sub-Fund may invest its net assets directly in onshore China fixed income securities listed or traded on any Eligible Market in China.</p> <p>The portfolio seeks to maintain an overall average credit rating of investment grade* but the Sub-Fund may invest up to 50% of its assets in high yield bonds.</p> <p>A minimum of 50% of the Sub-Fund's net assets will be invested in securities deemed to maintain sustainable characteristics, as described in the section entitled "Fidelity Sustainable Investing Framework", Part I (1.3.2(a)) of the Luxembourg Prospectus. The Sub-Fund will consider a wide range of environmental and social characteristics on an ongoing basis. Environmental characteristics include, but are not limited to, climate change, mitigation and adaptation, water and waste management and biodiversity, while social characteristics include, but are not limited to, product safety, supply chain, health and safety and human rights. Environmental and social characteristics are analysed by Fidelity's fundamental analysts and rated through Fidelity Sustainability Ratings.</p> <p>The Sub-Fund is actively managed without reference to an index.</p>	<p>As the Sub-Fund may invest globally, it may invest across different countries and regions. It is unconstrained in the amount that it may invest in a country or region. The Sub-Fund can directly invest in onshore China fixed income securities listed or traded on any Eligible Market in China through the QFII status of FIL Investment Management (Hong Kong) Limited. The Sub-Fund will invest less than 30% of its net assets directly and/or indirectly in onshore China fixed income securities on an aggregated basis.</p> <p>The Sub-Fund's source of income will mainly be generated from coupon payments from bond holdings.</p> <p>The Sub-Fund is subject to the disclosure requirements of article 8 of the SFDR.</p>

Sub-Fund	Investment Objective	Notes
	<p><u>Portfolio Information:</u></p> <p>The average credit rating is the weighted average of all fixed income securities' credit ratings in the Sub-Fund (including investments through derivatives) and excluding cash. At least 50% of the portfolio will be invested in investment grade* fixed income securities, with the balance invested in, but not limited to, high yielding debt securities, which normally carry sub-investment grade ratings and emerging market debt. Such balance will not be required to meet minimum credit rating standards. Not all securities will be rated for creditworthiness by an internationally recognised rating agency. The manager is not restricted in its choice of companies either by region or country, and will choose bonds largely determined by the availability of attractive investment opportunities.</p> <p>Onshore China fixed income securities are listed or traded on any Eligible Market in China, and are issued by a variety of issuers such as government, quasigovernment, banks, financial institutions or other corporate entities established or incorporated in China or corporate entities with commercial activities in China.</p> <p>*As rated by internationally recognised rating agencies.</p>	

Sub-Fund	Investment Objective	Notes
Fidelity Funds – Sustainable Asian Bond Fund	<p>The Sub-Fund aims to achieve income and capital appreciation by investing primarily in fixed income securities issued by governments, quasi-governments and corporate entities that have their principal business activities in the Asian region. This region includes certain countries considered to be emerging markets. The Sub-Fund may also invest in high yield instruments.</p> <p>The Sub-Fund is part of the Fidelity Sustainable Family of Funds and adopts a Sustainable Focused strategy under which a minimum of 70% of the Sub-Fund's net assets will be invested in securities deemed to maintain sustainable characteristics, as described in the section entitled “Fidelity Sustainable Family of Funds”, Part I (1.3.2(b)) of the Luxembourg Prospectus. The Sub-Fund will consider a wide range of environmental and social characteristics on an ongoing basis. Environmental characteristics include, but are not limited to, climate change mitigation and adaptation, carbon emissions, water and waste management and biodiversity, while social characteristics include, but are not limited to, product safety, supply chain, health and safety and human rights. Controversies involving environmental and social characteristics are regularly monitored. Environmental and social characteristics are analysed by Fidelity's fundamental analysts and rated through Fidelity Sustainability Ratings. The Sub-Fund seeks to promote these characteristics by adhering to the Fidelity Sustainable Family Framework.</p> <p>The Sub-Fund aims to have a lower carbon footprint compared to that of the J.P. Morgan Asia Credit Index (the “<b>Index</b>”).</p> <p>The Sub-Fund is actively managed. The Investment Manager will, when selecting investments for the Sub-Fund reference the Index as its constituents best represent the characteristics the Sub-Fund is seeking to gain exposure to. The Sub-Fund's performance can be assessed against its Index.</p>	<p>The Sub-Fund invests in the Asian region and may invest in different countries in this region. It is unconstrained in the amount that it may invest in any country in this region. There are no currency constraints on the portfolio's investments.</p> <p>The Sub-Fund may directly invest in onshore China fixed income securities listed or traded on any Eligible Market in China through the QFII status of FIL Investment Management (Hong Kong) Limited and/or through any permissible means available to the Sub-Fund under prevailing laws and regulations or indirectly by way of access to products or funds investing in fixed income securities listed or traded on any Eligible Market in China.</p> <p>The Sub-Fund will invest less than 30% of its net assets directly and/or indirectly in onshore China fixed income securities, which may include urban investment bonds, asset-backed securities (less than 20% of the Sub-Fund's net assets, including asset-backed commercial papers) and bonds which are rated below investment grade or unrated bonds, on an aggregated basis.</p> <p>Unrated securities are debt securities which do not have a credit rating issued by Moody's, S&amp;P, or Fitch. In selecting unrated securities, the Investment Manager will apply its internal credit assessment to determine their credit quality.</p> <p>The Sub-Fund may also invest less than 30% of its net assets value in offshore China fixed income instruments including, but not limited to, dim sum bonds.</p> <p>The Sub-Fund is subject to the disclosure requirements of article 8 of the SFDR.</p>

Sub-Fund	Investment Objective	Notes
	<p>The Investment Manager has a wide range of discretion relative to the Index. While the Sub-Fund will hold assets that are components of the Index, it may also invest in issuers, sectors, countries and security types that are not included in, and that have different weightings from the Index in order to take advantage of investment opportunities. It is expected that over long time periods, the Sub-Fund's performance will differ from the Index. However, over short time periods, the Sub-Fund's performance may be close to the Index, depending on market conditions.</p> <p>Shareholders' attention is drawn to the fact that the Index is not an index which integrates environmental and social considerations. Instead, the Sub-Fund promotes environmental and social characteristics by adhering to the Fidelity Sustainable Family Framework, as described above.</p> <p><u>Portfolio Information:</u></p> <p>The Sub-Fund may invest up to 100% of its net assets in emerging markets.</p> <p>The Sub-Fund may invest in subordinated financial debt and preference shares and may invest up to 30% of its net assets in high yield instruments.</p> <p>Less than 30% of the Sub-Fund's total net assets will be invested in hybrids and CoCos, with less than 20% of the total net assets to be invested in CoCos.</p> <p>The Sub-Fund may invest up to 10% of its net assets in credit linked notes.</p> <p>Although the Sub-Fund will not actively invest in distressed securities, it may retain positions related to such types of assets. Under normal market circumstances, distressed securities will not exceed 10% of the Sub-Fund's net assets.</p>	

Sub-Fund	Investment Objective	Notes
Fidelity Funds – Sustainable Strategic Bond Fund	<p>The Sub-Fund seeks to maximise return through capital appreciation and income by primarily investing in a broad range of fixed income instruments of issuers globally.</p> <p>The Sub-Fund is part of the Fidelity Sustainable Family of Funds and adopts a Sustainable Focused strategy under which a minimum of 70% of the Sub-Fund's net assets will be invested in securities deemed to maintain sustainable characteristics, as described in the section entitled "Fidelity Sustainable Family of Funds", Part I (1.3.2(b)) of the Luxembourg Prospectus. The Sub-Fund will consider a wide range of environmental and social characteristics on an ongoing basis. Environmental characteristics include, but are not limited to, climate change, mitigation and adaptation, water and waste management and biodiversity, while social characteristics include, but are not limited to, product safety, supply chain, health and safety and human rights. Controversies involving environmental and social characteristics are regularly monitored. Environmental and social characteristics are analysed by Fidelity's fundamental analysts and rated through Fidelity Sustainability Ratings. The Sub-Fund seeks to promote these characteristics by adhering to the Fidelity Sustainable Family Framework.</p> <p>The Sub-Fund will adopt an active asset allocation approach, which may include but not limited to investment into high yield instruments and emerging markets. Investments will not be required to meet minimum rating standards. The Sub-Fund may invest its net assets directly in onshore China fixed income securities listed or traded on any Eligible Market in China.</p> <p>The Sub-Fund is actively managed and references the ICE BofA Q944 Custom Index (a custom blend of government, investment grade and high yield corporate bond indices) (the "<b>Index</b>") for performance comparison only.</p> <p>Shareholders' attention is drawn to the fact that the Index is not an index which integrates environmental and social considerations. Instead, the Sub-Fund promotes environmental and social characteristics by adhering to the Fidelity Sustainable Family Framework, as described above.</p>	<p>The Sub-Fund can directly invest in onshore China fixed income securities listed or traded on any Eligible Market in China through the QFII status of FIL Investment Management (Hong Kong) Limited. The Sub-Fund will invest less than 30% of its net assets directly and/or indirectly in onshore China fixed income securities on an aggregated basis.</p> <p>Less than 30% of the Sub-Fund's total net assets will be invested in hybrids and CoCos, with less than 20% of the total net assets to be invested in CoCos.</p> <p><b>Global Exposure:</b></p> <p>The global exposure of the Sub-Fund will be monitored using the absolute VaR approach, which is limited to 10%.</p> <p>The expected level of leverage for investment-related activity is 350% and the expected level of leverage arising from hedged share class activity is 150%, for a total of 500%. The Sub-Fund's leverage may increase to higher levels, including in atypical market conditions, however it is not expected to exceed 1000% of the Net Asset Value of the Sub-Fund.</p> <p>The Sub-Fund is subject to the disclosure requirements of article 8 of the SFDR.</p>

Sub-Fund	Investment Objective	Notes
	<p><u>Portfolio Information:</u></p> <p>The Sub-Fund is not subject to any limitation on the portion of its Net Asset Value that may invest in high yield securities or issuers.</p> <p>Onshore China fixed income securities are listed or traded on any Eligible Market in China, and are issued by a variety of issuers such as government, quasi-government, banks, financial institutions or other corporate entities established or incorporated in China or corporate entities with commercial activities in China.</p> <p>The Sub-Fund may use financial derivative instruments, including complex financial derivative instruments or strategies, to meet the investment objectives of the Sub-Fund with a level of risk which is consistent with the risk profile of the Sub-Fund. Financial derivative instruments may be used to create economic exposure to the underlying asset, this may include futures, forwards, options, and swaps. The Sub-Fund will use (i) index, basket or single credit default and total return swaps to gain exposure or reduce credit risk of issuers, (ii) interest rate futures, swaps or options to actively manage the level of interest rate risk and (iii) currency derivatives to hedge or gain exposure to currencies. The long and short active currency positions implemented by the Sub-Fund may not be correlated with the underlying securities positions held by the Sub-Fund.</p> <p>The Sub-Fund may invest in hybrids and CoCos, as well as in other subordinated financial debt and preference shares.</p>	



Sub-Fund	Investment Objective	Notes
Fidelity Funds – US Dollar Bond Fund	<p>The Sub-Fund invests principally in US Dollar denominated debt securities.</p> <p>A minimum of 50% of the Sub-Fund's net assets will be invested in securities deemed to maintain sustainable characteristics, as described in the section entitled “Fidelity Sustainable Investing Framework”, Part I (1.3.2(a)) of the Luxembourg Prospectus. The Sub-Fund will consider a wide range of environmental and social characteristics on an ongoing basis. Environmental characteristics include, but are not limited to, climate change, mitigation and adaptation, water and waste management and biodiversity, while social characteristics include, but are not limited to, product safety, supply chain, health and safety and human rights. Environmental and social characteristics are analysed by Fidelity's fundamental analysts and rated through the use of sustainability research and ratings.</p> <p>The Sub-Fund is actively managed. The Investment Manager will, when selecting investments for the Fund and for the purposes of monitoring risk, consider the ICE BofA Q4AR Custom Index (a custom USD Aggregate Bond index) (the “<b>Index</b>”) as the Index constituents best represent the characteristics the Sub-Fund is seeking to gain exposure to. When monitoring risk, the Investment Manager references the Index for the purpose of setting internal guidelines. These guidelines represent overall levels of exposure relative to the Index and do not imply that the Sub-Fund will invest in the Index constituents. Where the Sub-Fund invests in securities that are included in the Index its allocation to those securities is likely to differ from the Index allocation. The Investment Manager has a wide degree of freedom relative to the Index with regards to investment selection and it may invest in issuers, sectors, countries and security types not included in the Index in order to take advantage of investment opportunities. It is expected that over long time periods, the Sub-Fund's performance will differ from the Index. However, over short time periods, the Sub-Fund's performance may be close to the Index, depending on market conditions. The Sub-Fund's performance can be assessed against its Index.</p> <p>Shareholders' attention is drawn to the fact that the Index is not an index which integrates environmental and social considerations. Instead, the Sub-Fund promotes environmental and social characteristics by adhering to the Fidelity Sustainable Investing Framework, as described above.</p>	<p>The Sub-Fund is unconstrained in the amount that it may invest in the USA.</p> <p>The Sub-Fund is subject to the disclosure requirements of article 8 of the SFDR.</p>

Sub-Fund	Investment Objective	Notes
Fidelity Funds – US High Yield Fund	<p>This Sub-Fund seeks a high level of current income and capital appreciation by investing primarily in high-yielding, lower-quality securities of issuers that have their principal business activities in the United States. This Sub-Fund will suit those investors seeking high income and capital appreciation and who are prepared to accept the risks associated with this type of investment. The type of debt securities in which the Sub-Fund will primarily invest will be subject to high risk, will not be required to meet a minimum rating standard and may not be rated for creditworthiness by any internationally recognised rating agency.</p> <p>The Sub-Fund is actively managed and references the ICE BofA US High Yield Constrained Index (the “<b>Index</b>”) for performance comparison only.</p>	

#### Cash Sub-Funds

##### Investor profile

The aim of the Cash Sub-Funds is to provide investors with a return in line with money market rates. Cash Sub-Funds would mainly suit investors for whom capital security and liquidity are primary considerations, recognising that the Net Asset Value of the Sub-Funds is not guaranteed, that Shares of the Sub-Funds are not bank deposits and there is no assurance that any appreciation in value of Shares will occur (because of the risk that the principal invested is capable of fluctuation). Investment in a Cash fund can be regarded as a short, medium or long-term investment.

Sub-Fund	Investment Objective	Notes
Fidelity Funds – Euro Cash Fund	<p>The Sub-Fund invests principally in Euro denominated Money Market Instruments, reverse repurchase agreements and deposits.</p> <p>The Sub-Fund is actively managed without reference to an index.</p>	
Fidelity Funds – US Dollar Cash Fund	<p>The Sub-Fund invests principally in US Dollar denominated Money Market Instruments, reverse repurchase agreements and deposits.</p> <p>The Sub-Fund is actively managed without reference to an index.</p>	

#### Fidelity Lifestyle Sub-Funds

##### Investor profile

The aim of the Fidelity Lifestyle Sub-Funds is to provide investors with funds that will be managed using a lifecycle approach, designed to maximise total investment return. Fidelity Lifestyle Sub-Funds may be suitable for investors who wish to participate in capital markets while being prepared to accept the risks described for each Fidelity Lifestyle Sub-Fund under “Risk Factors”, Part I (1.2) of the Luxembourg Prospectus and should not be selected based solely on the investors age or retirement date. Investment in a Fidelity Lifestyle Sub-Fund may suit investors’ that are willing to stay invested until the target date of the relevant Sub-Fund.

Sub-Fund	Investment Objective	Notes
Fidelity Funds – Fidelity Target™ 2020 Fund	<p>The Sub-Fund aims to provide long-term capital growth for investors planning to withdraw substantial portions of their investment in the year 2020. The Sub-Fund will typically invest in equities, bonds, interest bearing debt securities and money market securities throughout the world, including emerging markets, in accordance with an asset allocation that will become increasingly conservative as the year 2020 is approached.</p> <p>The Sub-Fund is actively managed and references a blend of market indices (each a “<b>Market Index</b>”) in order to set internal guidelines around the weightings allocated to different asset classes. As the Sub-Fund’s exposure to different asset classes evolves over time in line with the Sub-Fund’s investment policy, the Market Indices referenced and their weightings will also change accordingly. While the Sub-Fund may take direct or indirect exposure to the components of the Market Indices, there are no restrictions on the extent to which the Sub-Fund’s portfolio and performance may deviate from the Market Indices. The Market Indices are represented by a blended index for the purposes of performance comparison. Further information on the current list of Market Indices as well as past weightings is available on request.</p>	As the Sub-Fund may invest globally, it may invest across different countries and regions. It is unconstrained in the amount that it may invest in a country or region.

#### Systematic Multi Asset Risk Targeted Sub-Funds

##### Investor profile

Systematic Multi Asset Risk Targeted Sub-Funds aim to provide stable to moderate growth over the long term by investing in a diversified portfolio of equities, bonds and other assets. They aim to manage the long term average volatility, under normal market conditions, within a given range. This volatility range is however not guaranteed. Systematic Multi Asset Risk Targeted Sub-Funds may be suitable for investors who wish to participate in capital markets while being prepared to accept the risks described for each Systematic Multi Asset Risk Targeted Sub-Fund under “Risk Factors”, Part I (1.2) of the Luxembourg Prospectus, and who understand the complexity of the alternative strategies employed by these Sub-Funds. Investment in a Systematic Multi Asset Risk Targeted Sub-Fund can be regarded as a short, medium or long-term investment.

“Volatility”, as used in the investment objectives of the Systematic Multi Asset Risk Targeted Sub-Funds, is a measure of the degree to which prices of a security such as a bond, equity or fund vary over a time period. It is generally deemed as a measure of investment risk with securities exhibiting lower ranges of price variation over time being generally considered less risky than those with higher ranges of price variation.

Sub-Fund	Investment Objective	Notes
Fidelity Funds – SMART Global Defensive Fund	<p>The Sub-Fund aims to provide stable growth over the longer-term by investing in a range of global asset classes, including those located, listed or exposed to emerging markets. The Sub-Fund will actively allocate to, and within, different asset classes and geographies based on their potential to generate stable growth or reduce risk or volatility within the overall portfolio. The main asset classes in which the Sub-Fund will invest include global government bonds, global inflation linked bonds, global corporate bonds including investment grade bonds, global high yield bonds, emerging market bonds and global equities.</p> <p>The Sub-Fund may invest directly and/or indirectly (including through the use of financial derivative instruments) up to 40% of its assets in equities and up to 100% of its assets in global government bonds, global corporate bonds, inflation linked bonds and emerging market bonds which may comprise global high yield bonds up to 40% of the Sub-Fund's assets and up to 10% in hybrids.</p> <p>The Sub-Fund may also seek exposure less than 30% of its assets in infrastructure securities, commodities and closed-ended real estate investment trusts (REITs).</p> <p>The Sub-Fund aims to manage the long term average volatility, under normal market conditions, within a range of 2 to 5% per annum. This volatility range is however not guaranteed.</p> <p>The Sub-Fund is actively managed without reference to an index.</p> <p><u>Portfolio Information:</u></p> <p>The Sub-Fund may use financial derivative instruments, including complex financial</p>	<p>Any commodity exposure for this Sub-Fund will be obtained through eligible instruments and derivatives such as (but not limited to) units/shares of UCITS or other UCIs, Exchange Traded Funds and commodity index swap transactions. Any property exposure will be obtained through investments in securities of companies principally engaged in the real estate industry and other real estate related investments.</p> <p><b>Global Exposure:</b></p> <p>The global exposure of the Sub-Fund will be monitored using the absolute VaR approach, which is limited to 8%.</p> <p>The expected level of leverage for investment-related activity is 100% and the expected level of leverage arising from hedged share class activity is 150%, for a total of 250%. The Sub-Fund's leverage may increase to higher levels, including in atypical market conditions, however it is not expected to exceed 650% of the Net Asset Value of the Sub-Fund.</p> <p>Systematic Multi Asset Risk Targeted Sub-Funds use the term "SMART" in their name to highlight their use of the Fidelity proprietary Systematic Multi Asset Risk Targeted (SMART) model that seeks to maintain the overall portfolio's volatility within a given long term target range.</p>

Sub-Fund	Investment Objective	Notes
	<p>derivative instruments or strategies, to meet the investment objectives of the Sub-Fund with a level of risk which is consistent with the risk profile of the Sub-Fund. Financial derivative instruments may be used to create economic exposure to an asset akin to a physical holding of that asset. The types of financial derivative instruments that will be used include index, basket or single name futures options and contracts for difference referencing equities or bonds. Options used will include put and call options including covered call options. The Sub-Fund will use index, basket or single credit default and total return swaps to gain exposure or reduce credit risk of issuers, interest rate swaps to actively manage the level of interest rate risk and currency derivatives to hedge or gain exposure to currencies or replicate currency exposure of the underlying securities of an equity index.</p> <p>The long and short active currency positions implemented by the Sub-Fund may not be correlated with the underlying securities positions held by the Sub-Fund.</p> <p>The Sub-Fund may invest in hybrids and CoCos, as well as in other subordinated financial debt and preference shares. These investments include investment grade and non-investment grade assets.</p> <p>In adverse market conditions the Sub-Fund may hold more than 10% of its assets in cash or money market instruments (cash and short-term deposits, certificates of deposit and bills) and Money Market Funds.</p>	<p>The name of the Sub-Fund is not indicative of the Sub-Fund's performance and return.</p> <p>Less than 30% of the Sub-Fund's total net assets will be invested in hybrids and CoCos, with less than 20% of the total net assets to be invested in CoCos.</p>

- 5.2 Further details of the investment policies of the Sub-Funds are set out under “Investment Policies and Objectives”, Part I (1.3) of the Luxembourg Prospectus.
- 5.3 Further details of the Investments and investment restrictions applying to each of the Sub-Funds are set out under “Investment Restrictions”, Part V of the Luxembourg Prospectus.
- 5.4 If the provisions above draws your attention to the fact that the Index for the Sub-Fund is not an index that integrates environmental and social considerations, this is because the Sub-Fund promotes environmental and social characteristics by adhering to the Fidelity Sustainable Investing Framework. The sustainable indices currently available from index providers do not adequately capture the Fidelity Sustainable Investing Framework considerations.

## 6. CHARGES AND EXPENSES

### 6.1 Charges and expenses payable by Shareholders

	Class A Shares	Class I, S and Y Shares	Class RY Shares	Class SR Shares
Initial charge	<b>(% of Net Asset Value per Share)</b>			<b>(% of gross investment amount)</b>
	Currently up to 5.25% Except for Cash Sub-Funds: 0% and Bond Sub-Funds: Up to 3.5%	Currently 0%	Currently 0%	0%
	Maximum 8%			
Redemption fee	<b>(% of Net Asset Value per Share, inclusive of expenses)</b>			
	Currently 0%	Currently 0%	Currently up to 1%	0%
	Maximum 1%			

### Switching charge

		INTO	
		Class of Shares with no initial charge	All other classes of Shares
F R O M	Class of Shares with no initial charge	0%	Up to the full initial charge of the class to be switched into
	All other classes of Shares	0%	Up to 1.00% of the Net Asset Value per Share

Please refer to “Classes of Shares” and “Share Dealing”, Part II (2.1 and 2.2) of the Luxembourg Prospectus for details on current charges and expenses currently applicable to the Sub-Funds (by type of Sub-Fund and by class of Shares).

Please note that the charges and expenses which are based on the Net Asset Value per Share as set out in paragraph 6.1 of this Singapore Prospectus are calculated on the basis of the Net Asset Value per Share after taking into account any price adjustments (swing pricing). Please see paragraph 15.2 of this Singapore Prospectus for details on the price adjustment policy (swing pricing) of the Fund.

## 6.2 Charges and expenses payable out of the Sub-Funds

<b>Annual management fee</b>	
The annual management fee rate for each class of Shares, as currently applied, is set out in Schedule 1 of this Singapore Prospectus.	
The fee may be increased in respect of any one or more Sub-Funds or Share classes from time to time, provided the fee does not exceed an annual rate of 0.80% (for Class RY Shares) and 2.00% (for other Share classes) of the Net Asset Value of the Sub-Fund. Any increase is subject to not less than three months' notice being given to Shareholders in the same manner as notices of meetings.	
<b>Fidelity Lifestyle Sub-Funds</b>	
For the US Dollar denominated Sub-Funds, an asset allocation fee of up to 0.30% is levied, plus an annual management fee that will range from 0.40% to 1.50% and be weighted for each portion of the Sub-Funds is levied. In keeping with the change in asset allocation of the underlying investments, the annual management fee would decrease over time as investment in bonds and cash increases.	

Please refer to Schedule 1 of this Singapore Prospectus and “Administration Details, Charges and Expenses”, Part IV of the Luxembourg Prospectus for details on the annual management fee and asset allocation fee currently applicable to the Sub-Funds (by type of Sub-Fund and by class of Shares).

<b>Other fees and charges</b>	
Depository fee	A range from 0.003% to 0.35% of Net Asset Value (excluding transaction charges and reasonable disbursements and out-of-pocket expenses).
Agency and services fee	Up to 0.35% of Net Asset Value (excluding reasonable out-of-pocket expenses).

Other costs, charges and expenses may be charged to the Fund, which are described in “General information on Charges and Expenses”, Part IV of the Luxembourg Prospectus. Such other costs, charges and expenses are currently indeterminable as they depend on the investments of each Sub-Fund, are of an extraordinary / exceptional nature and/or may fluctuate over time. They may, in aggregate, amount to 0.1% or more of the Net Asset Value of the relevant Sub-Fund.

In so far as a Sub-Fund invests in other UCITS or UCIs which are administered directly or by delegation by the Management Company or another company to which the Management Company is linked by common management or control or by a substantial direct or indirect holding or which is managed by a company in the FIL Group, the Sub-Fund shall not be charged an initial charge or a redemption fee.

The initial charge is shared between the General Distributor, Share Distributors and/or financial intermediaries or institutions (depending on the arrangement between the parties).

Please note that subscriptions for Shares through any agent or Distributor appointed by the General Distributor may incur additional fees and charges. You are advised to check with the relevant agent or Distributor if such additional fees and charges are imposed by the agent or Distributor. The annual management fee and the initial charge may also be shared with any agent or Distributor.

The Fund or the Management Company may, at its discretion, agree with certain investors on the partial rebate or waiver of the fees and charges chargeable to the Sub-Funds. This may occur, for example, in the case of Shareholders who invest large amounts into a Sub-Fund for the long term.

Details of the charges and expenses in respect of the Shares in each Sub-Fund are described under “Classes of Shares” and “Share Dealing”, Part II (2.1 and 2.2), “Taxation”, Part III (3.3) and “Administration Details, Charges and Expenses”, Part IV of the Luxembourg Prospectus.

The fees payable to the Singapore Representative, if any, will be paid by the General Distributor and not out of the assets of the Sub-Funds.

Please note that the charges and expenses which are based on the Net Asset Value of each Sub-Fund or class of Shares as set out in paragraph 6.2 of this Singapore Prospectus are calculated on the basis of the Net Asset Value of the Sub-Fund or class of Shares after taking into account any price adjustments (swing pricing). Please see paragraph 15.2 of this Singapore Prospectus for details on the price adjustment policy (swing pricing) of the Fund.

## 7. SUPPLEMENTARY RETIREMENT SCHEME

The Share classes listed below are currently available for investment under the Supplementary Retirement Scheme (“SRS”). The list may change, so please confirm availability with the SRS operators.

### Equity Sub-Funds

Sub-Fund	Class of Shares
Fidelity Funds – America Fund	A-USD A-SGD A-SGD (hedged)
Fidelity Funds – ASEAN Fund	A-SGD
Fidelity Funds – Asia Pacific Opportunities Fund	A-ACC-SGD (hedged)
Fidelity Funds – Asian Special Situations Fund	A-USD
Fidelity Funds – China Consumer Fund	A-SGD*
Fidelity Funds – China Focus Fund	A-SGD
Fidelity Funds – China Innovation Fund	A-ACC-SGD (SGD/USD hedged)*
Fidelity Funds – Emerging Europe, Middle East and Africa Fund	A-USD
Fidelity Funds – Emerging Markets Fund	A-SGD
Fidelity Funds – European Dynamic Growth Fund	A-Euro A-SGD
Fidelity Funds – European Growth Fund	A-Euro A-SGD
Fidelity Funds – Global Demographics Fund	A-ACC-SGD (SGD/USD hedged)*
Fidelity Funds – Global Financial Services Fund	A-ACC-SGD*
Fidelity Funds – Global Focus Fund	A-USD
Fidelity Funds – Global Technology Fund	A-ACC-SGD*
Fidelity Funds – Greater China Fund	A-USD A-SGD
Fidelity Funds – Sustainable Asia Equity Fund	A-USD A-SGD
Fidelity Funds – Sustainable China A Shares Fund	A-ACC-SGD (SGD/USD hedged)*
Fidelity Funds – Sustainable Climate Solutions Fund	A-ACC-SGD (SGD/USD hedged)*
Fidelity Funds – Sustainable Future Connectivity Fund	A-ACC-SGD (SGD/USD hedged)*
Fidelity Funds – Sustainable Japan Equity Fund	A-JPY A-SGD
Fidelity Funds – Sustainable Water & Waste Fund	A-ACC-SGD (SGD/USD hedged)
Fidelity Funds – Taiwan Fund	A-USD



**Equity-Income Sub-Funds**

Sub-Fund	Class of Shares
Fidelity Funds – Global Dividend Fund	A-MCDIST(G)-SGD (SGD/USD hedged) A-MINCOME(G)-SGD A-MINCOME(G)-SGD (hedged)
Fidelity Funds – Global Dividend Plus Fund	A-MINCOME(G)-SGD*

**Multi Asset Sub-Funds**

Sub-Fund	Class of Shares
Fidelity Funds – Asia Pacific Multi Asset Growth & Income Fund	A-MCDIST(G)-SGD (SGD/USD hedged) A-MINCOME(G)-SGD (SGD/USD hedged)
Fidelity Funds – Global Multi Asset Dynamic Fund	A-USD
Fidelity Funds – Global Multi Asset Income Fund	A-MCDIST(G)-USD A-MCDIST(G)-SGD (SGD/USD hedged) A-MINCOME(G)-SGD A-MINCOME(G)-SGD (SGD/USD hedged) A-QINCOME(G)-SGD

**Bond Sub-Funds**

Sub-Fund	Class of Shares
Fidelity Funds – Asia Pacific Strategic Income Fund	A-MINCOME(G)-SGD A-MINCOME(G)-SGD (SGD/USD hedged)
Fidelity Funds – Asian Bond Fund	A-MINCOME(G)-SGD (hedged)
Fidelity Funds – Asian High Yield Fund	A-MDIST-SGD (hedged)
Fidelity Funds – China Government Bond Fund	A-MINCOME(G)-SGD (hedged)^
Fidelity Funds – Sustainable Asian Bond Fund	A-MINCOME(G)-SGD (hedged)*

**Fidelity Lifestyle Funds Sub-Funds**

Sub-Fund	Class of Shares
Fidelity Funds – Fidelity Target™ 2020 Fund	A-USD

\* This class of Shares will only be available for investment under SRS on or around 26 November 2021 or at such later date as may be determined by the Board or its delegate.

^ This class of Shares will only be available for investment under SRS on or around 19 January 2022 or at such later date as may be determined by the Board or its delegate.

If you purchase Shares in the Sub-Funds using your SRS monies, please note that your Shares will be held on trust by HSBC Institutional Trust Services (Singapore) Limited (“HTSG”) or (as the case may be) appointed nominees of SRS operators. You are deemed to consent to HTSG or the nominees being the registered and legal owner of the Shares. HTSG and the SRS operators will each maintain a facility (a “Facility”) which records the number of Shares purchased and certain particulars of the investor. HTSG maintains its Facility for inspection at its operating address at 20 Pasir Panjang Road (East Lobby), #12-21 Mapletree Business City, Singapore 117439. Please contact the relevant SRS operators for the address of the Facility maintained by them.

HTSG and the SRS operators will also provide, on behalf of the Singapore Representative, statements of holdings and contract notes to investors who purchase Shares in the Sub-Funds using their SRS monies. Such statements and contract notes may be denominated in Singapore Dollars, and thus reflects the currency of denomination of the Shares subject to the applicable rate of exchange.

## 8. SUB-FUNDS INCLUDED UNDER THE CENTRAL PROVIDENT FUND INVESTMENT SCHEME (“CPFIS”)

- 8.1 The Sub-Funds included under CPFIS ordinary account (“CPFIS – OA”) and CPFIS special account (“CPFIS – SA”) for investment by CPF members using their CPF monies (“CPFIS Included Funds”), together with the CPFIS risk classifications are as follows:

### Equity Sub-Funds

Sub-Fund	CPFIS Risk Classification	Included Under	Class of Shares
Fidelity Funds – America Fund	Higher Risk – Narrowly Focused – Country – USA	CPFIS – OA	SR-ACC-USD SR-ACC-SGD SR-ACC-SGD (hedged)
Fidelity Funds – Asian Special Situations Fund	Higher Risk – Narrowly Focused – Regional – Asia	CPFIS – OA	SR-ACC-SGD
Fidelity Funds – China Focus Fund	Higher Risk – Narrowly Focused – Country – Greater China	CPFIS – OA	SR-ACC-SGD
Fidelity Funds – Emerging Markets Fund	Higher Risk – Narrowly Focused – Regional – Emerging Markets	CPFIS – OA	SR-ACC-SGD
Fidelity Funds – European Growth Fund	Higher Risk – Narrowly Focused – Regional – Europe	CPFIS – OA	SR-ACC-Euro SR-ACC-SGD
Fidelity Funds – Greater China Fund	Higher Risk – Narrowly Focused – Country – Greater China	CPFIS – OA	SR-ACC-SGD
Fidelity Funds – Sustainable Asia Equity Fund	Higher Risk – Narrowly Focused – Regional – Asia	CPFIS – OA	SR-ACC-SGD

### Equity Income Sub-Funds

Sub-Fund	CPFIS Risk Classification	Included Under	Class of Shares
Fidelity Funds – Global Dividend Fund	Higher Risk – Broadly Diversified	CPFIS-OA	SR-ACC-SGD SR-MINCOME(G)-SGD

- 8.2 The CPF interest rate for the CPF Ordinary Account (“OA”) is computed based on the 3-month average of major local banks’ interest rates, subject to the legislated minimum interest of 2.5% per annum. The interest rate for the OA is reviewed quarterly.

The CPF interest rate for the CPF Special Account (“SA”) and CPF Medisave Account (“MA”) is computed based on the 12-month average yield of 10-year Singapore Government Securities (10YSGS) plus 1%, subject to a floor interest rate of 4% per annum. The interest rate is reviewed quarterly.

To enhance the retirement savings of CPF members, the CPF Board pays extra interest on the first S\$60,000 of a CPF member's combined CPF balances (capped at S\$20,000 for the OA). CPF members could receive up to 6% on a portion of their CPF balances (depending on their age). Please note that the first S\$20,000 in the OA and the first S\$40,000 in the SA need to be set aside prior to investing OA and SA monies.

Interest is also earned on the CPF Retirement Account and CPF members aged 55 and above may earn additional interest.

You should note that the interest rate for each of the CPF accounts described above (including the floor interest rate) may be varied by the CPF Board from time to time. You should confirm the latest interest rates applicable to your CPF accounts from the CPF Board's website. Please also note that the legislated minimum interest of 2.5% per annum applies to all CPF accounts.

Subscriptions using CPF monies will at all times be subject to the regulations and such directives or requirements imposed by the CPF Board from time to time.

8.3 The following investment guidelines apply to the CPFIS Included Funds:

- Investment guidelines issued by the Authority under Appendix 1 of the Code on Collective Investment Schemes (which latest version may be found at <https://www.mas.gov.sg>).
- CPF Investment Guidelines issued by the CPF Board (which latest version may be found at <https://www.cpf.gov.sg>). The CPFIS Included Funds may invest in derivatives and/or engage in securities lending in accordance with the CPF Investment Guidelines.

8.4 If any CPFIS Included Fund is not compliant with the CPF Investment Guidelines and the Investment Manager is unable to carry out the remedial measures as may be prescribed by the CPF Board, the Investment Manager will cease to accept any further purchases for the affected CPFIS Included Fund with immediate effect and may seek to de-list the CPFIS Included Fund from the CPFIS. The Investment Manager will notify Shareholders before the eventual delisting of any CPFIS Included Fund.

8.5 If you purchase Shares using your CPF monies, please note that your Shares will be held on trust by HSBC Institutional Trust Services (Singapore) Limited (“HTSG”) or (as the case may be) appointed nominees of CPFIS-registered Investment Administrators. You are deemed to consent to HTSG or the nominees being the registered and legal owner of the Shares. HTSG and the CPFIS-registered Investment Administrators will each maintain a facility (a “Facility”) which records the number of Shares purchased and certain particulars of the investor. HTSG maintains its Facility for inspection at its operating address at 20 Pasir Panjang Road (East Lobby), #12-21 Mapletree Business City, Singapore 117439. Please contact the relevant CPFIS-registered Investment Administrators for the address of the Facility maintained by them.

HTSG and the CPFIS-registered Investment Administrators will also provide, on behalf of the Singapore Representative, statements of holdings and contract notes to investors who purchase Shares in the CPFIS Included Funds using their CPF monies. Such statements and contract notes may be denominated in Singapore Dollars, and thus reflects the currency of denomination of the Shares subject to the applicable rate of exchange.

## 9. RISK FACTORS

9.1 You should consider and satisfy yourself as to the risks of investing in any of the Sub-Funds. The Board cannot guarantee that the investment objectives of each Sub-Fund will be achieved. The value of the Shares in any Sub-Fund and the income from them can fall as well as rise. They are not guaranteed and you may not realise the capital value of your original investment.

You should refer to the “Risk Factors”, Part I (1.2) of the Luxembourg Prospectus for the general and specific risk factors applicable to the Sub-Funds. **Please note that the risk factors described are not a complete explanation of the risks involved in investing in the Shares and you should consult with your legal, tax and financial advisors before deciding to invest in the Fund.**

## 9.2 Foreign currency risk / exchange rate risk

An investment in the Shares of any Sub-Fund may entail foreign currency risk. Some or all of a Sub-Fund's assets may be denominated in currencies other than the base currency of the Sub-Fund. Also, a class of Shares may be designated in a currency other than the base currency of a Sub-Fund. Fluctuations in the exchange rates between these currencies and the base currency as well as changes in exchange rate controls may adversely affect the Fund's Net Asset Value. Depending on the Share class, your investment may entail foreign currency risk arising from the Shares being denominated in a currency other than the Singapore Dollar. A Sub-Fund may, or may not, hedge these risks using foreign exchange contracts and the associated risks are explained in the section on "Derivatives/Counterparty Related Risk", Part I (1.2)(VI) of the Luxembourg Prospectus.

You should also refer to "Foreign Currency Risk" and "Hedged Share Classes", Part I (1.2(II)) of the Luxembourg Prospectus for further details. The Board has made currency hedged Share classes available for some Sub-Funds. These Share classes utilise forward foreign exchange contracts to hedge undesired currency risk. Details can be found in "Classes of Shares", Part II (2.1) of the Luxembourg Prospectus.

## 9.3 China related risks

Investments in or related to China carry specific risks (such as risks relating to Chinese Renminbi currency and conversion risks, China assets, the Qualified Foreign Institutional Investor (QFII), the Stock Connect, the Small and Medium Enterprise ("SME") board, ChiNext market and/or the Science and Technology Innovation Board ("STAR board"), mainland China tax risk, volatility and liquidity risk associated with mainland China debt securities, the China Interbank Bond Market ("CIBM"), credit rating agency, dim sum bond market and urban investment bonds). Details can be found in "Specific Instrument Related Risks", Part I ((1.2)(V)) of the Luxembourg Prospectus.

## 9.4 **You should also note that the Net Asset Value of the following Sub-Funds have potential for high volatility due to their investment policies or portfolio management techniques:**

- Fidelity Funds – America Fund
- Fidelity Funds – American Growth Fund
- Fidelity Funds – ASEAN Fund
- Fidelity Funds – Asia Pacific Opportunities Fund
- Fidelity Funds – Asian Equity Fund
- Fidelity Funds – Asian Smaller Companies Fund
- Fidelity Funds – Asian Special Situations Fund
- Fidelity Funds – China Consumer Fund
- Fidelity Funds – China Focus Fund
- Fidelity Funds – China Innovation Fund
- Fidelity Funds – Emerging Asia Fund
- Fidelity Funds – Emerging Europe, Middle East and Africa Fund
- Fidelity Funds – Emerging Markets Focus Fund
- Fidelity Funds – Emerging Markets Fund
- Fidelity Funds – EURO STOXX 50® Fund
- Fidelity Funds – European Dynamic Growth Fund
- Fidelity Funds – European Growth Fund
- Fidelity Funds – European Larger Companies Fund
- Fidelity Funds – European Smaller Companies Fund
- Fidelity Funds – France Fund
- Fidelity Funds – Germany Fund
- Fidelity Funds – Global Demographics Fund
- Fidelity Funds – Global Financial Services Fund
- Fidelity Funds – Global Focus Fund
- Fidelity Funds – Global Health Care Fund
- Fidelity Funds – Global Industrials Fund
- Fidelity Funds – Global Low Volatility Equity Fund

- Fidelity Funds – Global Property Fund
- Fidelity Funds – Global Technology Fund
- Fidelity Funds – Global Thematic Opportunities Fund
- Fidelity Funds – Greater China Fund
- Fidelity Funds – Greater China Fund II
- Fidelity Funds – Iberia Fund
- Fidelity Funds – India Focus Fund
- Fidelity Funds – Indonesia Fund
- Fidelity Funds – Italy Fund
- Fidelity Funds – Japan Advantage Fund
- Fidelity Funds – Japan Aggressive Fund
- Fidelity Funds – Japan Smaller Companies Fund
- Fidelity Funds – Latin America Fund
- Fidelity Funds – Nordic Fund
- Fidelity Funds – Pacific Fund
- Fidelity Funds – Singapore Fund
- Fidelity Funds – Sustainable Asia Equity Fund
- Fidelity Funds – Sustainable China A Shares Fund
- Fidelity Funds – Sustainable Consumer Brands Fund (formerly known as Fidelity Funds – Global Consumer Industries Fund)
- Fidelity Funds – Sustainable Europe Equity Fund (formerly known as Fidelity Funds – Euro Blue Chip Fund)
- Fidelity Funds – Sustainable Eurozone Equity Fund
- Fidelity Funds – Sustainable Future Connectivity Fund (formerly known as Fidelity Funds – Future Connectivity Fund)
- Fidelity Funds – Sustainable Japan Equity Fund
- Fidelity Funds – Sustainable US Equity Fund (formerly known as Fidelity Funds – American Diversified Fund)
- Fidelity Funds – Sustainable Water & Waste Fund
- Fidelity Funds – Switzerland Fund
- Fidelity Funds – Taiwan Fund
- Fidelity Funds – Thailand Fund
- Fidelity Funds – World Fund
- Fidelity Funds – Asia Pacific Dividend Fund
- Fidelity Funds – European Dividend Fund
- Fidelity Funds – Global Dividend Fund
- Fidelity Funds – Global Dividend Plus Fund

## 10. PURCHASE OF SHARES

### 10.1 Procedure for purchase of Shares

Details of the purchase and issue of Shares are set out under “Classes of Shares”, “Share Dealing”, “Calculation of the Net Asset Value” and “Price Adjustment Policy (Swing Pricing)”, Part II (2.1, 2.2, 2.3 and 2.4), “Eligible Investors and Restriction on Ownership”, Part III (3.4) of the Luxembourg Prospectus.

You may apply for Shares on the relevant application forms through the Singapore Representative or any agent or Distributor appointed by the General Distributor or through the Internet or any other sales channels. The right is reserved to reject any application in whole or in part. If this happens, the application monies (or balance thereof) will be returned to you by cheque or (at cost to you) by telegraphic transfer. Such payment will be made within five Business Days (being a day on which the banks in Singapore and Luxembourg are open for business) at your risk and without interest.

You should make settlement of subscription monies by electronic bank transfer net of bank charges. Payment should be made to the bank account published by the Distributor as appropriate to the currency of settlement.

Completed applications with cleared monies received by a Distributor or the Management Company, where the investor is subscribing for Shares direct from the Fund, on a day that the Singapore Representative and the Management Company are open for business before the appropriate dealing cut-off times on a Valuation Date will normally be fulfilled that day at the next calculated Net Asset Value of the relevant Sub-Fund plus any applicable initial charge.

The Fund does not offer a cancellation period and you may wish to check with your financial adviser/intermediary on whether they offer a cancellation period without incurring the initial charge.

#### 10.2 Minimum initial investment amount and minimum subsequent investment amount

The minimum initial investment amount or the minimum subsequent investment amount currently applicable to the Sub-Funds (by type of Sub-Funds and by class of Shares) are set out in the table below. Please note that the amounts stated in the table below supersede the amounts stated in “Classes of Shares”, Part II (2.1) of the Luxembourg Prospectus. Minimum initial investment amounts and minimum subsequent investment amounts may be waived by the Singapore Representative.

Class of Shares	Minimum Investments – US Dollars*		Minimum Investments – Singapore Dollar & Singapore Dollar (hedged) Share Classes	
	Initial	Subsequent	Initial	Subsequent
Class A Shares	USD1,000	USD500	SGD1,000	SGD500
Class I Shares	USD10,000,000	USD100,000	SGD10,000,000	SGD100,000
Class S Shares	USD10,000,000	USD100,000	SGD10,000,000	SGD100,000
Class Y Shares	USD2,500	USD1,000	SGD2,500	SGD1,000
Class RY Shares	USD150,000,000	USD2,500	SGD150,000,000	SGD2,500
Class SR Shares	USD1,000	USD500	SGD1,000	SGD500

\* or the equivalent of the amounts shown above in any major freely convertible currency.

#### 10.3 Dealing deadline and pricing basis

All dealings in Shares will be on a forward pricing basis.

Under normal circumstances, applications received by 5.00 pm Singapore time (“**dealing cut-off time**”) on a Business Day will be dealt with on the same Business Day at the next calculated Net Asset Value of the relevant Sub-Fund plus an initial charge (as described in paragraph 6 of this Singapore Prospectus). Instructions received after such time will be executed the next Business Day in accordance with the Net Asset Value calculated on such day.

#### 10.4 Numerical example of Shares allotment

The number of Shares to be allotted is determined by subtracting the initial charge from the gross investment amount and dividing the result by the applicable Net Asset Value per Share. The following is a hypothetical illustration of the number of Shares allotted for an investment amount of USD1,000 at a notional Net Asset Value per Share of USD1.00 and assuming an initial charge amount of USD50:

USD1,000	-	USD50	=	USD950
Gross investment amount		Initial charge (see formula below)		Net investment sum
USD950	÷	USD1.00	=	950 Shares
Net investment sum		Issue price per Share (= Net Asset Value per Share)		Number of Shares issued

The initial charge is calculated either:

- (a) as a percentage of your gross investment amount based on the formula:

$$A = E \times F$$

or

- (b) as a percentage of Net Asset Value per Share based on the formula:

$$A = \frac{E}{(C + C \times F)} \times C \times F$$

Where:

- A corresponds to the amount of initial charge to be paid for each subscription of Shares in a given Class;  
 E corresponds to the gross investment amount;  
 C corresponds to the Net Asset Value per Share at which the Shares will be allotted; and  
 F corresponds to the rate of initial charge applied.

*Please note that the actual issue price will vary in line with the Net Asset Value per Share of the relevant class, the method of computing the initial charge and the rate of initial charge applied may differ for different classes as described in paragraph 6 of this Singapore Prospectus. The above example is for illustrative purposes only and is not a forecast or indication of any expectation of performance.*

## 10.5 Confirmation of purchase

Contract notes will normally be issued to Shareholders within 24 hours of the allocation of Shares.

## 10.6 Regular savings plan

Currently, the Fund does not offer a regular investment plan to Singapore investors. However, distributors may, at their own discretion, offer regular investment plans. Information on such regular investment plans, such as the minimum amount of periodic contributions and the timing for deduction of monies from an investor's account and allotment of Shares, may be obtained from the relevant distributor.

You may at any time cease your participation in the regular investment plan (if any) in respect of a Sub-Fund, without suffering any penalty, by giving written notice of not less than a specified period to the relevant distributor. Information on the minimum notice period, which may not be longer than the period between your periodic contributions, may be obtained from the relevant distributor.

# 11. REDEMPTION OF SHARES

## 11.1 Redemption requests and redemption procedure

Written instructions to redeem registered Shares should be addressed to the Singapore Representative or to the Management Company. Redemption instructions may also be given by fax. The instructions must contain full details of registration, the name of the Sub-Fund(s), settlement currency, the number or value of Shares to be redeemed and bank details.

Although there is no minimum redemption amount imposed by the Fund, each distributor may have its own minimum redemption requirements and you should check with the distributor from whom you purchased your Shares for details.

## 11.2 Minimum value of shareholding

If you partially redeem your Shares and this results in a residual shareholding that is less than the minimum initial investment amount stated in paragraph 10.2 of this Singapore Prospectus, the Fund reserves the right to compulsorily redeem your residual shareholding.

## 11.3 Pricing basis

All dealings in Shares will be on a forward pricing basis.

Under normal circumstances, instructions received by the dealing cut-off time on a Business Day will be dealt with on the same Business Day at the next calculated Net Asset Value of the relevant Sub-Fund and deducting a redemption fee (if any, as described in paragraph 6 of this Singapore Prospectus). Instructions received after such time will be executed on the next Business Day in accordance with the Net Asset Value calculated on such day.



#### 11.4 Numerical example of calculation of redemption proceeds

The net redemption proceeds based on a redemption of 1,000 Shares at a notional redemption price of USD0.95 and no redemption fee is calculated as follows:

1,000 Shares	x	USD0.95	=	USD950
Redemption request		Redemption price (= Net Asset Value per Share)		Gross redemption proceeds
USD950	-	USD0.00	=	USD950.00
Gross redemption proceeds		Redemption fee		Net redemption proceeds

*Please note that the actual redemption price will vary in line with the Net Asset Value per Share of the relevant class and the redemption fee may differ for different classes as described in paragraph 6 of this Singapore Prospectus. The above example is for illustrative purposes only and is not a forecast or indication of any expectation of performance.*

#### 11.5 Payment of redemption proceeds

Contract notes will normally be issued within 24 hours of the price being determined. Settlement will normally be made by electronic bank transfer. The Management Company will aim to make settlement payments within three Business Days (and not exceeding five Business Days) after receipt of written instructions. Exceptions currently apply in relation to the Sub-Funds listed below.

Sub-Funds for which settlement will normally be made within five Business Days
Fidelity Funds – Asian High Yield Fund
Fidelity Funds – India Focus Fund

If in exceptional circumstances it is not possible to make the payment within the relevant period, then payment will be made as soon as reasonably practicable but without interest. In addition, different settlement periods may apply if settlement is made via local correspondent banks, paying agents or other agents. Settlement amounts may be subject to bank charges levied by the Shareholder's own (or a correspondent) bank. Payment will be made in one of the principal dealing currencies of the relevant class of Share or may also be made in one of the major freely convertible currencies if requested by the Shareholder(s) at the time of instruction. Normally, the Management Company and/or the relevant Distributor do not accept from, or make payments to, persons other than the registered Shareholder or any of the joint Shareholders.

Details of the redemption of Shares are set out under "How to Sell Shares", Part II (2.2.2) of the Luxembourg Prospectus.

## 12. SWITCHING BETWEEN SUB-FUNDS

You may switch some or all of your Shares in one Sub-Fund or class of Shares into another Sub-Fund or class of Shares if you satisfy the applicable minimum investment requirements for the existing and new Sub-Funds or class of Shares, as described in "Classes of Shares", Part II (2.1) of the Luxembourg Prospectus (including the minimum amounts set out in paragraph 10.2 of the Singapore Prospectus). Please note that applications for switching may be rejected to avoid market timing as described at paragraph 24.6 of this Singapore Prospectus.

Please note that the Shares subscribed in Singapore may only be switched into the classes of the Sub-Funds offered pursuant to this Singapore Prospectus. Furthermore, investors of:

- Class A Shares may switch into the Shares of any other class (save for Class RY Shares) of the same/another Sub-Fund;
- Class I, Class S and Class Y Shares may only switch into the Class I, Class S and Class Y Shares respectively of another Sub-Fund;
- Class SR Shares may only switch into the Class SR Shares of the same/another Sub-Fund; and
- Class RY Shares are not permitted to switch their Shares.



Instructions to switch Shares should be addressed to the Singapore Representative or the Management Company. Switch instructions may also be given by fax. The instructions must contain full account details and the number or value of Shares to be switched between named Sub-Funds.

Under normal circumstances, switching instructions received by the dealing cut-off time on a Business day will be dealt with on the same Business Day at the next calculated Net Asset Value for each of the relevant Sub-Funds and deducting a switching charge (if any, as described in paragraph 6 of this Singapore Prospectus).

Details on the switching of Shares are set out under “How to Switch”, Part II (2.2.3) of the Luxembourg Prospectus.

### 13. ANTI-MONEY LAUNDERING AND COUNTERING OF TERRORIST FINANCING

In order to comply with relevant regulations aimed at the prevention of money laundering and the countering of terrorist financing, the Singapore Representative, the Fund or the Management Company will require detailed verification of identity including but not limited to a national identification number, date of birth, residential address and occupation/business from all investors in relation to any dealings in Shares. Sight of original documents or true certified copies may be required and this applies to each sole/joint investor.

The request for information may be made at the time of the application for Shares and/or subsequently, for the periodic updating of records. Additional information (including the source of the funds and identity of any beneficial owners) may be required to support the verification of information and completion of adequate due diligence. If you delay or fail to produce any information required for verification purposes, your dealing request may be rejected. In such event, subscription monies will be returned without interest to the account from which the monies were originally debited, and in relation to a redemption, no Shares will be redeemed or monies paid to you.

Existing Shareholders with an account but who has not had any investments in the Sub-Fund in the account and transacted in the account for at least six months may be required to provide updated information related to verification of identity before any additional transactions may be undertaken.

### 14. OBTAINING PRICE INFORMATION

The last available Net Asset Value of the Shares for each Business Day will be published on Bloomberg, [www.fundinfo.com](http://www.fundinfo.com) and may also be posted on the Singapore Representative's website at [www.fidelity.com.sg](http://www.fidelity.com.sg). See “How to Buy Shares”, Part II (2.2.1) of the Luxembourg Prospectus for details. The Net Asset Value will be published in the class's currency of denomination and, at the discretion of the Singapore Representative, in Singapore Dollars (at the applicable exchange rate). The latter is indicative only and may vary due to exchange rate fluctuations.

### 15. NET ASSET VALUE AND SWING PRICING

#### 15.1 Calculation of the Net Asset Value

The provisions relating to the method of computation of the Net Asset Value of a Sub-Fund/Class and the valuation rules are set out under “Calculation of the Net Asset Value”, Part II (2.3) of the Luxembourg Prospectus.

#### 15.2 Price adjustment policy (swing pricing)

Large transactions in or out of a Sub-Fund can create “dilution” of a Sub-Fund's assets because the price at which an investor buys or sells Shares in a Sub-Fund may not entirely reflect the dealing and other costs that arise when the portfolio manager has to trade in securities to accommodate large cash inflows or outflows. In order to counter this and enhance the protection of existing Shareholders, the Board and/or the Management Company has adopted a swing pricing policy to counter the impact of dealing and other costs on occasions when these are deemed to be significant, and allow price adjustments as part of the regular daily valuation process. The policy is reviewed on an annual basis.

If on any dealing day the aggregate net transactions in Shares of any of the Sub-Funds exceed a threshold set by the Board from time to time for each Sub-Fund, the asset value may be adjusted upwards or downwards as applicable to reflect the costs (the “Costs”) that may be deemed to be incurred in liquidating or purchasing investments to satisfy net daily transactions at Sub-Fund level. These Costs may include but are not limited to spreads, brokerage fees, transaction tax, commission and transaction costs. The threshold is set by the Board and or the Management Company taking into account factors such as the prevailing market conditions, the estimated dilution Costs and the size of the Sub-Funds, the application of which will be triggered mechanically and on a consistent basis. The adjustment will be upwards when the net aggregate transactions result in net subscriptions flows. The adjustment will be downwards when the net aggregate transactions result in net redemption flows. The adjusted asset value will be applicable to all transactions on that day.

Some of the Sub-Funds are currently co-managed, the aggregated groups of assets are referred to as a ‘pool’. Individual Sub-Funds may have their assets invested via one or more pools. For the purposes of operating a price adjustment policy, the Board may decide that a threshold for adjusting prices be established at pool level.

**The price adjustment, based on both normal net dealings and market volatility, will not exceed 2% of the original Net Asset Value. The actual level of adjustment will be set periodically by a dedicated committee, to which the Board has delegated specific powers. However, whilst the price adjustment is normally not expected to exceed 2%, the Board and/or the Management Company may decide to increase this adjustment limit in exceptional circumstances (such as high net dealings or high market volatility) to protect Shareholders’ interests. As any such price adjustment will be dependent on aggregate net transactions in Shares, it is not possible to accurately predict whether it will occur at any future point in time and consequently how frequently it will need to be made. Shareholders will be notified of such a decision to increase this adjustment limit via notice on [www.fidelityinternational.com](http://www.fidelityinternational.com).**

#### **16. SUSPENSION OF THE CALCULATION OF THE NET ASSET VALUE AND ISSUE, ALLOCATION, CONVERSION, REDEMPTION AND REPURCHASE OF SHARES**

The Board or the Management Company may, in consultation with the Depositary and having regard to the best interest of the Shareholders, suspend the determination of the Net Asset Value of Shares of any Sub-Fund, the issue of such Shares, the switching of such Shares and the redemption of such Shares in the circumstances described in “Temporary Suspension of Determination of Net Asset Value and of the Issue, Switching and Redemption of Shares”, Part II (2.6) of the Luxembourg Prospectus.

#### **17. RESTRICTIONS ON BUYING, SUBSCRIBING AND SWITCHING INTO CERTAIN SUB-FUNDS**

The Board and/or the Management Company may decide to partially or totally close a Sub-Fund or Share class to all buys, subscription or switches in from new investors. There will be no closure to redemptions or switches out unless suspended as stated in paragraph 16 of this Singapore Prospectus.

Such events will be indicated on the website [www.fidelityinternational.com](http://www.fidelityinternational.com) and the Singapore Representative’s website. Shareholders and potential investors should confirm with the Management Company or the Distributors or check the websites for the current status of the Sub-Funds or class of Shares. Once closed, a Sub-Fund or a class of Shares will not be re-opened until, in the opinion of the Board, the circumstances which required closure no longer apply.

#### **18. PERFORMANCE OF THE SUB-FUNDS**

Please see the “PERFORMANCE OF THE SUB-FUNDS OF FIDELITY FUNDS” distributed with this Singapore Prospectus for the Sub-Funds’ performance. This is issued by the Singapore Representative.

#### **19. SOFT COMMISSIONS**

The Investment Manager, any of its delegates and/or any of their Connected Persons may effect transactions by or through the agency of another person with whom the Investment Manager, any of its delegates and/or any of their Connected Persons have an arrangement under which that party will from time to time provide

to or procure for the Investment Manager, any of its delegates and/or any of their Connected Persons goods, services or other benefits (such as research and advisory services, where permitted by regulation only) (“**soft dollar arrangements**”), the nature of which is such that their provision can reasonably be expected to benefit the Fund as a whole and may contribute to an improvement in the Fund’s performance and that of the Investment Manager or any of its delegates in providing services to the Fund and for which no direct payment is made but instead the Investment Manager, any of its delegates and/or any of their Connected Persons undertake to place business with that party. For the avoidance of doubt, such goods and services do not include travel, accommodation, entertainment, general administrative goods or services, general office equipment or premises, membership fees, employee salaries or direct money payments. Periodic disclosure is made in the annual report of the Fund in the form of a statement describing the soft dollar policy and practices of the Investment Manager or its delegates, including a description of goods and services received by them and/or any of their Connected Persons.

The Investment Manager, any of its delegates and/or any of their Connected Persons shall not retain the benefit of any cash commission rebate (being cash commission repayment made by a broker or dealer to the Investment Manager, any of its delegates and/or any of their Connected Persons) paid or payable from any such broker or dealer in respect of any business placed with such broker or dealer by the Investment Manager, any delegates and/or any of their Connected Persons for or on behalf of the Fund. Any such cash commission rebate received from any such broker or dealer shall be held by the Investment Manager, any of its delegates and/or any of their Connected Persons for the account of the Fund. Brokerage rates will not be excessive of customary brokerage rates. All transactions will be done with best execution. The availability of soft dollar arrangements may not be the sole or primary purpose to perform or arrange transaction with such broker or dealer.

## 20. CONFLICTS OF INTEREST

Except as described in this Singapore Prospectus and/or the Luxembourg Prospectus, no commissions, discounts, brokerage or other special terms have been granted by the Fund or the Management Company in relation to Shares issued or to be issued by the Fund; on any issue or sale of Shares a Distributor (including the General Distributor) may, out of its own funds or out of the initial charges, if any, pay commissions or other fees and charges on applications received through brokers and other professional agents or grant discounts.

The Fund, together with other funds advised or managed by the Investment Manager, may place orders for the purchase or sale of securities with affiliates of the Investment Manager and other Connected Persons, provided that, among other conditions, they can reasonably be expected to execute the transaction on terms as favourable as could be expected to be obtained from other brokers, qualified to execute the transaction and at commission rates comparable to those which would have been charged by such other brokers. Orders are allocated on a pro-rata basis between different Sub-Funds investing in the same assets when there is insufficient supply.

Subject to the receipt of best execution, the Fund may take into account the sale of Shares by brokers and dealers when selecting them for the execution of transactions.

Foreign exchange transactions for investors of the Fund may be effected on an arm’s length basis by or through FIL Group companies from which a benefit may be derived by such companies.

The Investment Manager may also provide investment management and advisory services to other FIL Group mutual funds and unit trusts, institutional and private investors.

The Investment Manager may receive investment advice from, and act upon the advice of, any Connected Person of the Investment Manager or any other third party adviser. Moreover, the Investment Manager may sub-delegate investment management activities to any Connected Person of the Investment Manager or any other eligible entity under applicable regulation. The Investment Manager shall remain responsible for the proper performance by such entity of those responsibilities.

Further details, including conflicts of interest relating to the Depositary, are set out in the Luxembourg Prospectus, in particular, under “Administration Details, Charges and Expenses”, Part IV.

## 21. REPORTS

The Fund's financial year ends on 30 April each year. The Fund's annual report incorporating financial statements is published within four months after the end of the financial year and at least two weeks before the annual general meeting of Shareholders. The Fund publishes a semi-annual unaudited financial report, containing a list of each Sub-Fund's holdings and their market values, within two months of the date to which it is made up. Details on the Fund's annual report (incorporating the financial statements) and the unaudited semi-annual financial report are set out under "Meetings, Reports and Shareholder Communication", Part III (3.2) of the Luxembourg Prospectus.

Copies of all reports are available at the office of the Singapore Representative during normal Singapore business hours.

## 22. CERTAIN SINGAPORE TAX CONSIDERATIONS

Investors should be aware that the taxation of distributions by the Fund and gains on redemption or divestment of the Shares derived by an investor will depend on the particular situation of the investor. Investors who are in doubt of their tax position should consult their own independent tax advisers concerning the tax consequences of their particular situation.

## 23. QUERIES AND COMPLAINTS

You may contact the Singapore Representative at 65-6511-2200 if you have any queries or complaints regarding Fidelity Funds or any Sub-Fund.

## 24. OTHER INFORMATION

### 24.1 Use and types of financial derivative instruments

All Sub-Funds may use various financial derivative instruments to reduce risks or costs or to generate additional capital or income in order to meet their investment objectives. Financial derivative instruments may be used for investment purposes and/or to implement more complex strategies as further described in their respective investment objectives, depending on the circumstances and the purposes for which the derivatives are used. Entering into financial derivatives instruments for investment purposes may, to some extent, impact the risk profile of a Sub-Fund.

While the judicious use of derivative instruments by experienced investment advisers such as the Investment Manager can be beneficial, derivative instruments also involve risks different from, and, in certain cases, greater than, the risks associated with more traditional investments. Please refer to "Derivatives/Counterparty Related Risks", Part I ((1.2)(VI)) of the Luxembourg Prospectus for the risks relating to the use of financial derivative instruments (which include risks relating to valuation, liquidity, basis, leverage, counterparty credit, settlement, legal, short positions, high leverage, and active currency positions). In that section, you will also find disclosures on risks that are specific to certain types of derivative instruments (like credit default swaps, foreign exchange forward contracts, forward contracts and contracts for difference, futures, inflation swaps, interest rate swaps, put/call options and warrants, swaptions and total return swaps).

Please also refer to "Total Return Swaps and other Financial Derivative instruments with similar characteristics", Part V (5.1(G)) of the Luxembourg Prospectus for information on the use of Total Returns Swaps or other Financial Derivative Instruments with similar characteristics by the Sub-Funds.

### Risk management procedures

The Management Company will ensure that the risk management and compliance procedures are adequate and has been or will be implemented, and that it has the necessary expertise to manage the risk relating to the use of financial derivative instruments. You may obtain supplementary information relating to the risk management methods employed by the Fund or the Management Company including the quantitative limits that are applied and any recent developments in the risk and yield characteristics of the main categories of investments from the Management Company or the Singapore Representative. Further information on the risk management procedures is set out in "Risk Management Procedures", Part V (5.1(C)) of the Luxembourg Prospectus.

### Global exposure relating to derivative instruments and leverage

Unless otherwise specified in the Notes column of the table in paragraph 5.1 of this Singapore Prospectus under the title “Global Exposure”, the method used to calculate the global exposure relating to financial derivative instruments for each Sub-Fund is the commitment approach (please refer to “Global Exposure relating to Derivative Instruments and Leverage”, Part V (5.1(D)) of the Luxembourg Prospectus for further details). For the Sub-Funds using the absolute VaR approach, the VaR limits were selected as they were appropriate taking into consideration the investment objective, investment strategy and key risk factors of the relevant Sub-Fund. For Sub-Funds which global exposure is monitored using the VaR methodology, leverage is determined using the sum of the notionals (expressed as a sum of positive values) of all financial derivatives instruments used. Shareholders should be aware that (i) a higher level of expected leverage does not automatically infer a higher level of investment risk; and (ii) the expected level of leverage may include leverage generated by the use of derivatives for hedging purposes.

Further information on the management of collateral is set out in “Management of collateral for Securities Lending, Repurchase and OTC Financial Derivative Transactions”, Part V (5.1(F)) of the Luxembourg Prospectus.

### 24.2 Securities lending and repurchase transactions

The Investment Manager may for the purpose of efficient portfolio management, (a) enter, either as purchaser or seller, into repurchase transactions (opérations à réméré) and reverse repurchase and repurchase agreements transactions (operations de prise/mise en pension) and (b) engage in securities lending transactions.

You should refer to “Risks relating to Securities Lending” and “Risks relating to Repurchase and Reverse Repurchase Transactions”, Part I (1.2 (7) and (8)) of the Luxembourg Prospectus for information on the risks relating to securities lending and repurchase and reverse repurchase transactions, and “Securities Lending and Borrowing and Repurchase and Reverse Repurchase Transactions” and “Management of collateral for Securities Lending, Repurchase and OTC Financial Derivative Transactions”, Part V (5.1 (E) and (F)) of the Luxembourg Prospectus for information on the types, purpose, limits and conditions of such transactions, the management of collateral, and the allocation of revenue generated.

As of 1 October 2021, the Fund does not intend to lend the securities of its Sub-Funds to its related corporations.

All revenues generated from securities lending transactions will be allocated to the relevant Sub-Funds net of the fees paid to the Investment Manager and the securities lending agent. The Fund has appointed Brown Brothers Harriman & Co., a New York limited partnership with an office in Boston, Massachusetts and Citibank N.A., London Branch (both a “**Lending Agent**”) to carry out the securities lending transactions and the management of the collateral. Neither Lending Agent is an affiliate of the Investment Manager. 87.5% of the gross revenue arising from securities lending transactions are returned to the Sub-Funds, while a 12.5% fee is paid to the Lending Agent. Such allocation may change from time to time.

### 24.3 Commodities exposure

As of 1 October 2021, the below list of Sub-Funds may invest in commodity exchange-traded funds, exchange-traded commodities, or commodity-linked financial derivative instruments where the underlying may be a commodity or commodity index. Commodity sectors where exposures may be achieved include but are not limited to precious metals, base metals, energy, agriculture and livestock. Individual commodities within a specific commodity sector may be highly correlated with each other and correlation may be determined based on the price trends and historical returns of these individual commodities.

- Fidelity Funds – Asia Pacific Multi Asset Growth & Income Fund
- Fidelity Funds – Global Multi Asset Defensive Fund
- Fidelity Funds – Global Multi Asset Dynamic Fund
- Fidelity Funds – Global Multi Asset Growth & Income Fund
- Fidelity Funds – Greater China Multi Asset Growth & Income Fund
- Fidelity Funds – SMART Global Defensive Fund

#### 24.4 Foreign Account Tax Compliance Act and OECD Common Reporting Standard

Foreign Account Tax Compliance Act and the Organisation for Economic Co-operation and Development Common Reporting Standard may result in the Fund having to obtain mandatory information on investors and to make disclosures of such information to regulators. You should refer to “Foreign Account Tax Compliance Act (“**FATCA**”)” and “OECD Common Reporting Standard (“**CRS**”)”, Part III (3.3) and “Risk associated with Foreign Account Tax Compliance Act (“**FATCA**”)”, Part I (1.2(II)) of the Luxembourg Prospectus for further information. You should consult your own tax advisers regarding any potential obligations that may be imposed on you.

#### 24.5 Liquidation

In the event that for any reason the aggregate value of the Shares of a given Sub-Fund or class of Shares is below USD 50,000,000 (or its equivalent) or if a change in the economic or political situation relating to the Sub-Fund or the class of Shares concerned or if the interests of the Shareholders would justify it, the Board may decide to liquidate the Sub-Fund or class of Shares concerned. Please refer to “Liquidation of Fidelity Funds, Funds and Classes of Shares”, Part III (3.5) of the Luxembourg Prospectus for details.

#### 24.6 Sustainable Investing

Fidelity considers Sustainability Risks across all asset classes and Sub-Funds, unless otherwise stated. Sustainability Risks refers to an environmental (E), social (S) or governance (G) (collectively, “**ESG**”) event, or condition that, if it occurs, could cause an actual or a potential material negative impact on the value of the investment. You should refer to “Sustainable Investing”, Part I (1.3) of the Luxembourg Prospectus for details.

#### 24.7 Other material information

You should read the Luxembourg Prospectus for further disclosures and terms relating to the Fund, Sub-Funds and the Shares, including (without limitation) market timing and excessive trading practices, co-management of assets, and data protection.

## SCHEDULE 1

## LIST OF SHARE CLASSES OFFERED UNDER THIS SINGAPORE PROSPECTUS

The list of Share classes and the related information below is valid as at 29 October 2021. Such list may be updated from time to time.

Share class name	ISIN number	Launch date	Annual management fee rate (AMF) (%)	Annual distribution fee rate (%)
Fidelity Funds – America Fund A-ACC-AUD (hedged)	LU0963029086	30/08/2013	1.50	n/a
Fidelity Funds – America Fund A-ACC-USD	LU0251131958	03/07/2006	1.50	n/a
Fidelity Funds – America Fund A-SGD	LU0251142724	15/05/2006	1.50	n/a
Fidelity Funds – America Fund A-SGD (hedged)	LU0742534661	12/03/2012	1.50	n/a
Fidelity Funds – America Fund A-USD	LU0048573561	01/10/1990	1.50	n/a
Fidelity Funds – America Fund SR-ACC-SGD	LU1235257950	12/06/2015	1.30	n/a
Fidelity Funds – America Fund SR-ACC-SGD (hedged)	LU1235260079	12/06/2015	1.30	n/a
Fidelity Funds – America Fund SR-ACC-USD	LU1235258255	12/06/2015	1.30	n/a
Fidelity Funds – America Fund Y-ACC-USD	LU0318939179	22/10/2007	0.80	n/a
Fidelity Funds – American Growth Fund A-USD	LU0077335932	30/06/1997	1.50	n/a
Fidelity Funds – ASEAN Fund A-SGD	LU0251143029	15/05/2006	1.50	n/a
Fidelity Funds – ASEAN Fund A-USD	LU0048573645	01/10/1990	1.50	n/a
Fidelity Funds – ASEAN Fund Y-SGD	LU2219352098	18/08/2021	0.80	n/a
Fidelity Funds – ASEAN Fund Y-ACC-SGD	LU2219351959	18/08/2021	0.80	n/a
Fidelity Funds – ASEAN Fund Y-ACC-USD	LU0346390510	25/03/2008	0.80	n/a
Fidelity Funds – ASEAN Fund Y-USD	LU0936575439	25/09/2013	0.80	n/a
Fidelity Funds – Asia Pacific Dividend Fund A-USD	LU0205439572	16/12/2004	1.50	n/a
Fidelity Funds – Asia Pacific Dividend Fund Y-ACC-USD	LU1273509064	20/08/2015	0.80	n/a
Fidelity Funds – Asia Pacific Multi Asset Growth & Income Fund A-ACC-USD	LU1366333414	31/05/2016	1.25	n/a
Fidelity Funds – Asia Pacific Multi Asset Growth & Income Fund A-HMDIST(G)-AUD (AUD/USD hedged)	LU1560650480	23/02/2017	1.25	n/a
Fidelity Funds – Asia Pacific Multi Asset Growth & Income Fund A-MCDIST(G)-SGD (SGD/USD hedged)	LU1883994102	12/12/2018	1.25	n/a
Fidelity Funds – Asia Pacific Multi Asset Growth & Income Fund A-MCDIST(G)-USD	LU1509826936	22/11/2016	1.25	n/a
Fidelity Funds – Asia Pacific Multi Asset Growth & Income Fund A-MINCOME(G)-SGD	LU1439102457	23/02/2017	1.25	n/a
Fidelity Funds – Asia Pacific Multi Asset Growth & Income Fund A-MINCOME(G)-USD	LU1439102374	23/02/2017	1.25	n/a



Share class name	ISIN number	Launch date	Annual management fee rate (AMF) (%)	Annual distribution fee rate (%)
Fidelity Funds – Asia Pacific Multi Asset Growth & Income Fund A-MINCOME(G)-SGD (SGD/USD hedged)	LU2057168234	23/10/2019	1.25	n/a
Fidelity Funds – Asia Pacific Opportunities Fund A-ACC-Euro	LU0345361124	18/02/2008	1.50	n/a
Fidelity Funds – Asia Pacific Opportunities Fund A-ACC-SGD (hedged)	LU2177674079	24/06/2020	1.50	n/a
Fidelity Funds – Asia Pacific Opportunities Fund A-ACC-USD	LU2008162690	12/06/2019	1.50	n/a
Fidelity Funds – Asia Pacific Strategic Income Fund A-ACC-USD	LU1313547892	30/11/2015	1.00	n/a
Fidelity Funds – Asia Pacific Strategic Income Fund A-HMDIST(G)-AUD (hedged)	LU1345484106	29/01/2016	1.00	n/a
Fidelity Funds – Asia Pacific Strategic Income Fund A-MCDIST(G)-USD	LU1509826852	22/11/2016	1.00	n/a
Fidelity Funds – Asia Pacific Strategic Income Fund A-MINCOME(G)-SGD	LU1345483041	29/01/2016	1.00	n/a
Fidelity Funds – Asia Pacific Strategic Income Fund A-MINCOME(G)-SGD (SGD/USD hedged)	LU1817858373	25/07/2018	1.00	n/a
Fidelity Funds – Asia Pacific Strategic Income Fund A-MINCOME(G)-USD	LU1345482746	29/01/2016	1.00	n/a
Fidelity Funds – Asian Bond Fund A-ACC-USD	LU0605512275	18/04/2011	0.75	n/a
Fidelity Funds – Asian Bond Fund A-Euro (hedged)	LU0605512192	24/06/2015	0.75	n/a
Fidelity Funds – Asian Bond Fund A-HMDIST(G)-AUD (hedged)	LU1371569549	03/03/2016	0.75	n/a
Fidelity Funds – Asian Bond Fund A-HMDIST(G)-RMB (hedged)	LU2262856953	16/12/2020	0.75	n/a
Fidelity Funds – Asian Bond Fund A-MCDIST(G)-HKD	LU2317111552	23/06/2021	0.75	n/a
Fidelity Funds – Asian Bond Fund A-MCDIST(G)-USD	LU2156567054	22/04/2020	0.75	n/a
Fidelity Funds – Asian Bond Fund A-MDIST-USD	LU0605512432	18/04/2011	0.75	n/a
Fidelity Funds – Asian Bond Fund A-MINCOME(G)-HKD	LU1371569465	03/03/2016	0.75	n/a
Fidelity Funds – Asian Bond Fund A-MINCOME(G)-SGD (hedged)	LU1420312487	13/06/2016	0.75	n/a
Fidelity Funds – Asian Bond Fund A-MINCOME(G)-USD	LU1371569200	03/03/2016	0.75	n/a
Fidelity Funds – Asian Bond Fund I-QDIST-SGD (hedged)	LU1817858290	23/05/2018	0.40	n/a
Fidelity Funds – Asian Bond Fund Y-ACC-CHF (hedged)	LU2242162381	14/10/2020	0.40	n/a



Share class name	ISIN number	Launch date	Annual management fee rate (AMF) (%)	Annual distribution fee rate (%)
Fidelity Funds – Asian Bond Fund Y-ACC-USD	LU0605512606	18/04/2011	0.40	n/a
Fidelity Funds – Asian Bond Fund Y-Euro (hedged)	LU1881786690	26/09/2018	0.40	n/a
Fidelity Funds – Asian Bond Fund Y-MINCOME(G)-USD	LU2296468189	10/02/2021	0.40	n/a
Fidelity Funds – Asian Bond Fund Y-QDIST-USD	LU1284738405	15/09/2015	0.40	n/a
Fidelity Funds – Asian Equity Fund S-ACC-SGD	LU0605512861	07/06/2011	0.80	n/a
Fidelity Funds – Asian High Yield Fund A-ACC-Euro	LU0286668966	02/04/2007	1.00	n/a
Fidelity Funds – Asian High Yield Fund A-ACC-USD	LU0286668453	02/04/2007	1.00	n/a
Fidelity Funds – Asian High Yield Fund A-Euro (hedged)	LU0575482749	10/01/2011	1.00	n/a
Fidelity Funds – Asian High Yield Fund A-HMDIST(G)-AUD (hedged)	LU1046420631	09/04/2014	1.00	n/a
Fidelity Funds – Asian High Yield Fund A-MDIST-HKD	LU0532244745	18/08/2010	1.00	n/a
Fidelity Funds – Asian High Yield Fund A-MDIST-SGD (hedged)	LU0286669774	28/01/2010	1.00	n/a
Fidelity Funds – Asian High Yield Fund A-MDIST-USD	LU0286669428	02/04/2007	1.00	n/a
Fidelity Funds – Asian High Yield Fund A-MINCOME(G)-SGD (hedged)	LU1235294219	03/06/2015	1.00	n/a
Fidelity Funds – Asian High Yield Fund A-MINCOME(G)-USD	LU0937949237	18/06/2013	1.00	n/a
Fidelity Funds – Asian High Yield Fund A-MINCOME-USD	LU0605512788	13/04/2011	1.00	n/a
Fidelity Funds – Asian High Yield Fund A-RMB (hedged)	LU0831375760	16/10/2012	1.00	n/a
Fidelity Funds – Asian High Yield Fund Y-ACC-Euro	LU1261430794	07/08/2015	0.65	n/a
Fidelity Funds – Asian High Yield Fund Y-ACC-SGD (hedged)	LU1046422256	09/04/2014	0.65	n/a
Fidelity Funds – Asian High Yield Fund Y-ACC-USD	LU0370790650	21/07/2008	0.65	n/a
Fidelity Funds – Asian High Yield Fund Y-Euro (hedged)	LU0575482582	10/01/2011	0.65	n/a
Fidelity Funds – Asian High Yield Fund Y-MDIST-HKD	LU1273507365	20/08/2015	0.65	n/a
Fidelity Funds – Asian High Yield Fund Y-MDIST-SGD (hedged)	LU1273507449	20/08/2015	0.65	n/a
Fidelity Funds – Asian High Yield Fund Y-MDIST-USD	LU1273507282	20/08/2015	0.65	n/a

Share class name	ISIN number	Launch date	Annual management fee rate (AMF) (%)	Annual distribution fee rate (%)
Fidelity Funds – Asian High Yield Fund Y-MINCOME-USD	LU1284734750	15/09/2015	0.65	n/a
Fidelity Funds – Asian Smaller Companies Fund A-ACC-Euro	LU0702159772	07/12/2011	1.50	n/a
Fidelity Funds – Asian Smaller Companies Fund A-ACC-SGD	LU1166156734	26/01/2015	1.50	n/a
Fidelity Funds – Asian Smaller Companies Fund A-ACC-USD	LU0702159699	07/12/2011	1.50	n/a
Fidelity Funds – Asian Smaller Companies Fund A-Euro	LU0702159426	07/12/2011	1.50	n/a
Fidelity Funds – Asian Smaller Companies Fund A-USD	LU0702159343	07/12/2011	1.50	n/a
Fidelity Funds – Asian Smaller Companies Fund Y-ACC-Euro	LU1261430877	07/08/2015	0.80	n/a
Fidelity Funds – Asian Smaller Companies Fund Y-ACC-USD	LU0702159939	07/12/2011	0.80	n/a
Fidelity Funds – Asian Smaller Companies Fund Y-Euro	LU1273507522	20/08/2015	0.80	n/a
Fidelity Funds – Asian Smaller Companies Fund Y-USD	LU1273507795	20/08/2015	0.80	n/a
Fidelity Funds – Asian Special Situations Fund A-USD	LU0054237671	03/10/1994	1.50	n/a
Fidelity Funds – Asian Special Situations Fund SR-ACC-SGD	LU1235260665	12/06/2015	1.30	n/a
Fidelity Funds – Asian Special Situations Fund Y-ACC-USD	LU0346390601	17/03/2008	0.80	n/a
Fidelity Funds – Australian Diversified Equity Fund A-AUD (formerly known as Fidelity Funds – Australia Fund A-AUD)	LU0048574536	06/12/1991	1.50	n/a
Fidelity Funds – Australian Diversified Equity Fund Y-ACC-AUD (formerly known as Fidelity Funds – Australia Fund Y-ACC-AUD)	LU0346392649	25/03/2008	0.80	n/a
Fidelity Funds – China Consumer Fund A-ACC-AUD (hedged)	LU1046420391	09/04/2014	1.50	n/a
Fidelity Funds – China Consumer Fund A-ACC-Euro	LU0594300096	23/02/2011	1.50	n/a
Fidelity Funds – China Consumer Fund A-ACC-HKD	LU0605514214	13/04/2011	1.50	n/a
Fidelity Funds – China Consumer Fund A-ACC-USD	LU0594300179	23/02/2011	1.50	n/a
Fidelity Funds – China Consumer Fund A-Euro	LU0594300252	23/02/2011	1.50	n/a
Fidelity Funds – China Consumer Fund A-GBP	LU0594300336	23/02/2011	1.50	n/a
Fidelity Funds – China Consumer Fund A-SGD	LU0650527681	01/08/2011	1.50	n/a

Share class name	ISIN number	Launch date	Annual management fee rate (AMF) (%)	Annual distribution fee rate (%)
Fidelity Funds – China Consumer Fund A-USD	LU0594300419	23/02/2011	1.50	n/a
Fidelity Funds – China Consumer Fund Y-ACC-USD	LU0594300500	23/02/2011	0.80	n/a
Fidelity Funds – China Focus Fund A-ACC-Euro	LU0318931192	24/09/2007	1.50	n/a
Fidelity Funds – China Focus Fund A-ACC-HKD	LU0737861699	09/02/2012	1.50	n/a
Fidelity Funds – China Focus Fund A-ACC-USD	LU1224709979	19/05/2015	1.50	n/a
Fidelity Funds – China Focus Fund A-GBP	LU0200822756	04/10/2004	1.50	n/a
Fidelity Funds – China Focus Fund A-SGD	LU0287142896	02/04/2007	1.50	n/a
Fidelity Funds – China Focus Fund A-USD	LU0173614495	18/08/2003	1.50	n/a
Fidelity Funds – China Focus Fund SR-ACC-SGD	LU1235261390	12/06/2015	1.30	n/a
Fidelity Funds – China Focus Fund Y-ACC-Euro	LU0936575868	12/09/2013	0.80	n/a
Fidelity Funds – China Focus Fund Y-ACC-USD	LU0346390866	17/03/2008	0.80	n/a
Fidelity Funds – China Focus Fund Y-GBP	LU0457959939	26/10/2009	0.80	n/a
Fidelity Funds – China Focus Fund Y-SGD	LU1295421793	05/10/2015	0.80	n/a
Fidelity Funds – China Focus Fund Y-USD	LU0936576080	25/09/2013	0.80	n/a
Fidelity Funds – China Government Bond Fund A-ACC-Euro	LU2386384965	11/01/2022	0.50	n/a
Fidelity Funds – China Government Bond Fund A-ACC-Euro (hedged)	LU2386386234	11/01/2022	0.50	n/a
Fidelity Funds – China Government Bond Fund A-ACC-RMB	LU2386385004	11/01/2022	0.50	n/a
Fidelity Funds – China Government Bond Fund A-ACC-USD	LU2386385186	11/01/2022	0.50	n/a
Fidelity Funds – China Government Bond Fund A-MINCOME(G)-RMB	LU2386385269	11/01/2022	0.50	n/a
Fidelity Funds – China Government Bond Fund A-MINCOME(G)-SGD (hedged)	LU2386385343	11/01/2022	0.50	n/a
Fidelity Funds – China Government Bond Fund A-MINCOME(G)-USD	LU2386386317	11/01/2022	0.50	n/a
Fidelity Funds – China Government Bond Fund Y-ACC-Euro	LU2386385855	11/01/2022	0.30	n/a
Fidelity Funds – China Government Bond Fund Y-ACC-Euro (hedged)	LU2386386580	11/01/2022	0.30	n/a
Fidelity Funds – China Government Bond Fund Y-ACC-RMB	LU2386386077	11/01/2022	0.30	n/a
Fidelity Funds – China Government Bond Fund Y-ACC-USD	LU2386385939	11/01/2022	0.30	n/a
Fidelity Funds – China Government Bond Fund Y-MINCOME(G)-RMB	LU2386386150	11/01/2022	0.30	n/a

Share class name	ISIN number	Launch date	Annual management fee rate (AMF) (%)	Annual distribution fee rate (%)
Fidelity Funds – China Government Bond Fund Y-MINCOME(G)-USD	LU2386386663	11/01/2022	0.30	n/a
Fidelity Funds – China High Yield Fund A-ACC-Euro (Euro/USD hedged)	LU2034656020	14/08/2019	1.20	n/a
Fidelity Funds – China High Yield Fund A-ACC-USD	LU1313547462	30/11/2015	1.20	n/a
Fidelity Funds – China High Yield Fund A-HMDIST(G)-AUD (hedged)	LU1345482316	29/01/2016	1.20	n/a
Fidelity Funds – China High Yield Fund A-MINCOME(G)-HKD (hedged)	LU1345481854	29/01/2016	1.20	n/a
Fidelity Funds – China High Yield Fund A-MINCOME(G)-SGD (hedged)	LU1345482076	29/01/2016	1.20	n/a
Fidelity Funds – China High Yield Fund A-MINCOME(G)-USD (hedged)	LU1345481698	29/01/2016	1.20	n/a
Fidelity Funds – China High Yield Fund A-MINCOME(G)-Euro (Euro/USD hedged)	LU2034656376	14/08/2019	1.20	n/a
Fidelity Funds – China High Yield Fund A-MINCOME(G)-RMB (RMB/USD hedged)	LU2034656889	14/08/2019	1.20	n/a
Fidelity Funds – China High Yield Fund Y-USD	LU1345482589	29/01/2016	0.70	n/a
Fidelity Funds – China Innovation Fund A-ACC-Euro	LU0455706654	23/11/2009	1.50	n/a
Fidelity Funds – China Innovation Fund A-ACC-HKD	LU0502904849	31/05/2010	1.50	n/a
Fidelity Funds – China Innovation Fund A-ACC-SGD	LU2242644610	10/03/2021	1.50	n/a
Fidelity Funds – China Innovation Fund A-ACC-SGD (SGD/USD hedged)	LU2242644701	24/03/2021	1.50	n/a
Fidelity Funds – China Innovation Fund A-ACC-USD	LU2242644883	24/03/2021	1.50	n/a
Fidelity Funds – China Innovation Fund A-USD	LU0455707207	23/11/2009	1.50	n/a
Fidelity Funds – China Innovation Fund Y-ACC-Euro	LU2242645260	10/03/2021	0.80	n/a
Fidelity Funds – China Innovation Fund Y-ACC-SGD	LU2242645344	24/03/2021	0.80	n/a
Fidelity Funds – China Innovation Fund Y-ACC-USD	LU0455707462	23/11/2009	0.80	n/a
Fidelity Funds – China RMB Bond Fund A-ACC-RMB	LU0715234463	08/12/2011	0.75	n/a
Fidelity Funds – China RMB Bond Fund A-ACC-USD	LU0740036214	07/05/2014	0.75	n/a
Fidelity Funds – China RMB Bond Fund A-MCDIST(G)-HKD	LU2345781202	11/08/2021	0.75	n/a
Fidelity Funds – China RMB Bond Fund A-MCDIST(G)-USD	LU2345781111	11/08/2021	0.75	n/a

Share class name	ISIN number	Launch date	Annual management fee rate (AMF) (%)	Annual distribution fee rate (%)
Fidelity Funds – China RMB Bond Fund A-MINCOME(G)-AUD	LU2345781038	28/07/2021	0.75	n/a
Fidelity Funds – China RMB Bond Fund A-MINCOME(G)-HKD	LU2345780907	28/07/2021	0.75	n/a
Fidelity Funds – China RMB Bond Fund A-MINCOME(G)-RMB	LU2308741151	24/03/2021	0.75	n/a
Fidelity Funds – China RMB Bond Fund A-MINCOME(G)-SGD (SGD/USD hedged)	LU1791709907	28/03/2018	0.75	n/a
Fidelity Funds – China RMB Bond Fund A-MINCOME(G)-USD	LU2308741235	24/03/2021	0.75	n/a
Fidelity Funds – China RMB Bond Fund Y-ACC-USD	LU0740036727	07/05/2014	0.40	n/a
Fidelity Funds – China RMB Bond Fund Y-MINCOME(G)-RMB	LU1797663538	11/04/2018	0.40	n/a
Fidelity Funds – China RMB Bond Fund Y-MINCOME(G)-USD	LU2308741318	14/04/2021	0.40	n/a
Fidelity Funds – Emerging Asia Fund A-Euro	LU0329678253	21/04/2008	1.50	n/a
Fidelity Funds – Emerging Asia Fund A-USD	LU0329678170	21/04/2008	1.50	n/a
Fidelity Funds – Emerging Asia Fund Y-ACC-USD	LU0390711777	14/10/2008	0.80	n/a
Fidelity Funds – Emerging Europe, Middle East and Africa Fund A-Euro	LU0303816028	11/06/2007	1.50	n/a
Fidelity Funds – Emerging Europe, Middle East and Africa Fund A-USD	LU0303821028	11/06/2007	1.50	n/a
Fidelity Funds – Emerging Europe, Middle East and Africa Fund Y-ACC-USD	LU0370788910	14/07/2008	0.80	n/a
Fidelity Funds – Emerging Market Debt Fund A-ACC-Euro	LU0238205289	23/01/2006	1.20	n/a
Fidelity Funds – Emerging Market Debt Fund A-ACC-USD	LU0238205958	23/01/2006	1.20	n/a
Fidelity Funds – Emerging Market Debt Fund A-Euro	LU0238203821	23/01/2006	1.20	n/a
Fidelity Funds – Emerging Market Debt Fund A-MDIST-AUD (hedged)	LU0963542070	18/09/2013	1.20	n/a
Fidelity Funds – Emerging Market Debt Fund A-MDIST-Euro	LU0238204472	23/01/2006	1.20	n/a
Fidelity Funds – Emerging Market Debt Fund A-MDIST-USD	LU0238206170	23/01/2006	1.20	n/a
Fidelity Funds – Emerging Market Debt Fund A-MINCOME(G)-USD	LU0937949310	18/06/2013	1.20	n/a
Fidelity Funds – Emerging Market Debt Fund A-USD	LU0238205446	23/01/2006	1.20	n/a
Fidelity Funds – Emerging Market Debt Fund Y-ACC-USD	LU0238206337	23/01/2006	0.65	n/a
Fidelity Funds – Emerging Markets Focus Fund A-Euro	LU1102505689	29/09/2014	1.50	n/a

Share class name	ISIN number	Launch date	Annual management fee rate (AMF) (%)	Annual distribution fee rate (%)
Fidelity Funds – Emerging Markets Focus Fund A-USD	LU1102505762	29/09/2014	1.50	n/a
Fidelity Funds – Emerging Markets Focus Fund Y-ACC-USD	LU1102506141	29/09/2014	0.80	n/a
Fidelity Funds – Emerging Markets Fund A-ACC-SGD (SGD/USD hedged)	LU1791710236	28/03/2018	1.50	n/a
Fidelity Funds – Emerging Markets Fund A-ACC-USD	LU0261950470	25/09/2006	1.50	n/a
Fidelity Funds – Emerging Markets Fund A-SGD	LU0251143458	15/05/2006	1.50	n/a
Fidelity Funds – Emerging Markets Fund A-USD	LU0048575426	18/10/1993	1.50	n/a
Fidelity Funds – Emerging Markets Fund SR-ACC-SGD	LU1235258685	12/06/2015	1.30	n/a
Fidelity Funds – Emerging Markets Fund Y-ACC-USD	LU0346390940	17/03/2008	0.80	n/a
Fidelity Funds – Euro Bond Fund A-ACC-Euro	LU0251130638	03/07/2006	0.75	n/a
Fidelity Funds – Euro Bond Fund A-ACC-USD (hedged)	LU1046421522	09/04/2014	0.75	n/a
Fidelity Funds – Euro Bond Fund A-Euro	LU0048579097	01/10/1990	0.75	n/a
Fidelity Funds – Euro Bond Fund A-MDIST-Euro	LU0168050333	09/06/2003	0.75	n/a
Fidelity Funds – Euro Cash Fund A-Euro	LU0064964074	20/09/1993	0.15	n/a
Fidelity Funds – Euro Short Term Bond Fund A-ACC-Euro	LU0267388220	10/03/2008	0.50	n/a
Fidelity Funds – Euro Short Term Bond Fund A-Euro	LU0267388576	28/09/2016	0.50	n/a
Fidelity Funds – Euro Short Term Bond Fund Y-ACC-Euro	LU0346393704	10/03/2008	0.30	n/a
Fidelity Funds – EURO STOXX 50® Fund A-Euro	LU0069450319	08/10/1996	0.20	n/a
Fidelity Funds – European Dividend Fund A- MCDIST(G)-Euro	LU1509826779	22/11/2016	1.50	n/a
Fidelity Funds – European Dividend Fund A-MINCOME(G)-USD (hedged)	LU0997587240	10/01/2014	1.50	n/a
Fidelity Funds – European Dividend Fund A-QINCOME(G)-Euro	LU0742537177	03/12/2012	1.50	n/a
Fidelity Funds – European Dynamic Growth Fund A-ACC-Euro	LU0261959422	25/09/2006	1.50	n/a
Fidelity Funds – European Dynamic Growth Fund A-ACC-SGD (hedged)	LU1273509221	20/08/2015	1.50	n/a
Fidelity Funds – European Dynamic Growth Fund A-ACC-USD (hedged)	LU0997586515	10/01/2014	1.50	n/a
Fidelity Funds – European Dynamic Growth Fund A-Euro	LU0119124781	15/01/2001	1.50	n/a

Share class name	ISIN number	Launch date	Annual management fee rate (AMF) (%)	Annual distribution fee rate (%)
Fidelity Funds – European Dynamic Growth Fund A-SGD	LU1196032939	11/03/2015	1.50	n/a
Fidelity Funds – European Dynamic Growth Fund Y-ACC-Euro	LU0318940003	22/10/2007	0.80	n/a
Fidelity Funds – European Dynamic Growth Fund Y-ACC-USD (hedged)	LU1731833213	13/12/2017	0.80	n/a
Fidelity Funds – European Dynamic Growth Fund Y-Euro	LU0936577138	25/09/2013	0.80	n/a
Fidelity Funds – European Growth Fund A-ACC-USD (hedged)	LU0997586606	10/01/2014	1.50	n/a
Fidelity Funds – European Growth Fund A-Euro	LU0048578792	01/10/1990	1.50	n/a
Fidelity Funds – European Growth Fund A-SGD	LU0550127509	27/10/2010	1.50	n/a
Fidelity Funds – European Growth Fund SR-ACC-Euro	LU1235258925	12/06/2015	1.30	n/a
Fidelity Funds – European Growth Fund SR-ACC-SGD	LU1235259576	12/06/2015	1.30	n/a
Fidelity Funds – European Growth Fund Y-ACC-Euro	LU0346388373	17/03/2008	0.80	n/a
Fidelity Funds – European High Yield Fund A-ACC-CZK (hedged)	LU0979393146	05/11/2013	1.00	n/a
Fidelity Funds – European High Yield Fund A-ACC-Euro	LU0251130802	03/07/2006	1.00	n/a
Fidelity Funds – European High Yield Fund A-ACC-SEK (hedged)	LU0413545426	23/02/2009	1.00	n/a
Fidelity Funds – European High Yield Fund A-ACC-USD (hedged)	LU0621411155	18/05/2011	1.00	n/a
Fidelity Funds – European High Yield Fund A-Euro	LU0110060430	26/06/2000	1.00	n/a
Fidelity Funds – European High Yield Fund A- HMDIST(G)-AUD (hedged)	LU1235294482	03/06/2015	1.00	n/a
Fidelity Funds – European High Yield Fund A-MDIST-Euro	LU0168053600	09/06/2003	1.00	n/a
Fidelity Funds – European High Yield Fund A-MDIST-SGD	LU0251145669	15/05/2006	1.00	n/a
Fidelity Funds – European High Yield Fund A-MDIST-SGD (hedged)	LU1084809042	23/07/2014	1.00	n/a
Fidelity Funds – European High Yield Fund A-MDIST-USD (hedged)	LU0882574212	27/03/2013	1.00	n/a
Fidelity Funds – European High Yield Fund A- MINCOME(G)-Euro	LU0937949070	18/06/2013	1.00	n/a
Fidelity Funds – European High Yield Fund A- MINCOME(G)-SGD (hedged)	LU1284738660	15/09/2015	1.00	n/a
Fidelity Funds – European High Yield Fund A- MINCOME(G)-USD (hedged)	LU1284738587	15/09/2015	1.00	n/a



Share class name	ISIN number	Launch date	Annual management fee rate (AMF) (%)	Annual distribution fee rate (%)
Fidelity Funds – European High Yield Fund A-MINCOME-Euro	LU0605515021	13/04/2011	1.00	n/a
Fidelity Funds – European High Yield Fund RY-ACC-Euro	LU2115356797	12/02/2020	0.48	n/a
Fidelity Funds – European High Yield Fund RY-ACC-USD (hedged)	LU2115356870	12/02/2020	0.48	n/a
Fidelity Funds – European High Yield Fund RY-Euro	LU2115356953	12/02/2020	0.48	n/a
Fidelity Funds – European High Yield Fund Y-ACC-CHF (hedged)	LU1207410397	01/04/2015	0.65	n/a
Fidelity Funds – European High Yield Fund Y-ACC-Euro	LU0346390270	17/03/2008	0.65	n/a
Fidelity Funds – European High Yield Fund Y-ACC-SEK (hedged)	LU1261431339	07/08/2015	0.65	n/a
Fidelity Funds – European High Yield Fund Y-ACC-USD (hedged)	LU1207409209	01/04/2015	0.65	n/a
Fidelity Funds – European High Yield Fund Y-Euro	LU0936577567	25/09/2013	0.65	n/a
Fidelity Funds – European High Yield Fund Y-MDIST-USD (hedged)	LU1284738314	15/09/2015	0.65	n/a
Fidelity Funds – European Larger Companies Fund A-Euro	LU0119124278	16/09/2002	1.50	n/a
Fidelity Funds – European Larger Companies Fund I-ACC-SGD (SGD/Euro hedged)	LU1968586286	10/04/2019	0.80	n/a
Fidelity Funds – European Multi Asset Income Fund A-ACC-USD (hedged)	LU1046421449	09/04/2014	1.00	n/a
Fidelity Funds – European Multi Asset Income Fund A-Euro	LU0052588471	17/10/1994	1.00	n/a
Fidelity Funds – European Multi Asset Income Fund A-MCDIST(G)-Euro	LU1509826423	22/11/2016	1.00	n/a
Fidelity Funds – European Smaller Companies Fund A-ACC-USD (hedged)	LU0997586788	10/01/2014	1.50	n/a
Fidelity Funds – European Smaller Companies Fund A-Euro	LU0061175625	01/12/1995	1.50	n/a
Fidelity Funds – European Smaller Companies Fund Y-ACC-Euro	LU0346388456	17/03/2008	0.80	n/a
Fidelity Funds – Fidelity Target™ 2020 Fund A-USD	LU0147748072	10/05/2002	0.40*	n/a
Fidelity Funds – Flexible Bond Fund A-ACC-GBP	LU0261947765	25/09/2006	1.00	n/a
Fidelity Funds – Flexible Bond Fund A-ACC-USD	LU2296468262	10/02/2021	1.00	n/a
Fidelity Funds – Flexible Bond Fund A-GBP	LU0048620586	12/11/1990	1.00	n/a
Fidelity Funds – Flexible Bond Fund A-MINCOME(G)-Euro	LU2303047935	24/02/2021	1.00	n/a
Fidelity Funds – Flexible Bond Fund A-MINCOME(G)-GBP	LU2303048073	24/02/2021	1.00	n/a



Share class name	ISIN number	Launch date	Annual management fee rate (AMF) (%)	Annual distribution fee rate (%)
Fidelity Funds – Flexible Bond Fund A-MINCOME(G)-USD	LU2303048156	24/02/2021	1.00	n/a
Fidelity Funds – Flexible Bond Fund Y-ACC-Euro	LU1345486143	16/02/2016	0.50	n/a
Fidelity Funds – Flexible Bond Fund Y-ACC-Euro (Euro/GBP hedged)	LU1345485921	16/02/2016	0.50	n/a
Fidelity Funds – Flexible Bond Fund Y-ACC-GBP	LU1284736961	15/09/2015	0.50	n/a
Fidelity Funds – Flexible Bond Fund Y-ACC-USD	LU2303047851	24/02/2021	0.50	n/a
Fidelity Funds – Flexible Bond Fund Y-Euro (Euro/GBP hedged)	LU1345485509	16/02/2016	0.50	n/a
Fidelity Funds – Flexible Bond Fund Y-GBP	LU0896308789	17/04/2013	0.50	n/a
Fidelity Funds – Flexible Bond Fund Y-MINCOME(G)-Euro	LU2303048230	24/02/2021	0.50	n/a
Fidelity Funds – Flexible Bond Fund Y-MINCOME(G)-GBP	LU2303048313	24/02/2021	0.50	n/a
Fidelity Funds – Flexible Bond Fund Y-MINCOME(G)-USD	LU2303048404	24/02/2021	0.50	n/a
Fidelity Funds – France Fund A-Euro	LU0048579410	01/10/1990	1.50	n/a
Fidelity Funds – Germany Fund A-ACC-CHF (hedged)	LU1190411048	24/02/2015	1.50	n/a
Fidelity Funds – Germany Fund A-ACC-Euro	LU0261948227	25/09/2006	1.50	n/a
Fidelity Funds – Germany Fund A-ACC-USD (hedged)	LU1046421878	09/04/2014	1.50	n/a
Fidelity Funds – Germany Fund A-Euro	LU0048580004	01/10/1990	1.50	n/a
Fidelity Funds – Germany Fund Y-ACC-CHF (hedged)	LU1261431412	07/08/2015	0.80	n/a
Fidelity Funds – Germany Fund Y-ACC-Euro	LU0346388530	25/03/2008	0.80	n/a
Fidelity Funds – Germany Fund Y-ACC-USD (hedged)	LU1261431503	07/08/2015	0.80	n/a
Fidelity Funds – Germany Fund Y-Euro	LU1273507878	20/08/2015	0.80	n/a
Fidelity Funds – Global Bond Fund A-USD	LU0048582984	01/10/1990	0.75	n/a
Fidelity Funds – Global Demographics Fund A-ACC-SGD	LU1791710400	28/03/2018	1.50	n/a
Fidelity Funds – Global Demographics Fund A-ACC-SGD (SGD/USD hedged)	LU1791710582	28/03/2018	1.50	n/a
Fidelity Funds – Global Demographics Fund A-ACC-USD	LU0528227936	14/03/2012	1.50	n/a
Fidelity Funds – Global Demographics Fund Y-ACC-USD	LU0528228231	14/03/2012	0.80	n/a
Fidelity Funds – Global Dividend Fund A-ACC-Euro	LU1261431768	07/08/2015	1.50	n/a
Fidelity Funds – Global Dividend Fund A-ACC-Euro (hedged)	LU0605515377	30/01/2012	1.50	n/a
Fidelity Funds – Global Dividend Fund A-ACC-USD	LU0772969993	04/05/2012	1.50	n/a

Share class name	ISIN number	Launch date	Annual management fee rate (AMF) (%)	Annual distribution fee rate (%)
Fidelity Funds – Global Dividend Fund A-HMDIST(G)-AUD (hedged)	LU1005136848	23/01/2014	1.50	n/a
Fidelity Funds – Global Dividend Fund A-HMDIST(G)-RMB (hedged)	LU1046421100	09/04/2014	1.50	n/a
Fidelity Funds – Global Dividend Fund A-MCDIST(G)-SGD (SGD/USD hedged)	LU2375672263	22/09/2021	1.50	n/a
Fidelity Funds – Global Dividend Fund A-MCDIST(G)-USD	LU1509826696	22/11/2016	1.50	n/a
Fidelity Funds – Global Dividend Fund A-MINCOME(G)-AUD (hedged)	LU0982800491	28/10/2013	1.50	n/a
Fidelity Funds – Global Dividend Fund A-MINCOME(G)-Euro	LU0731782826	30/01/2012	1.50	n/a
Fidelity Funds – Global Dividend Fund A-MINCOME(G)-HKD	LU0742537680	10/05/2012	1.50	n/a
Fidelity Funds – Global Dividend Fund A-MINCOME(G)-SGD	LU0731783394	30/01/2012	1.50	n/a
Fidelity Funds – Global Dividend Fund A-MINCOME(G)-SGD (hedged)	LU1599440770	10/05/2017	1.50	n/a
Fidelity Funds – Global Dividend Fund A-MINCOME(G)-USD	LU0731783048	30/01/2012	1.50	n/a
Fidelity Funds – Global Dividend Fund A-QINCOME(G)-USD	LU0731782586	30/01/2012	1.50	n/a
Fidelity Funds – Global Dividend Fund SR-ACC-SGD	LU1380763851	04/04/2016	1.30	n/a
Fidelity Funds – Global Dividend Fund SR-MINCOME(G)-SGD	LU1380763935	04/04/2016	1.30	n/a
Fidelity Funds – Global Dividend Fund Y-ACC-USD	LU0605515963	30/01/2012	0.80	n/a
Fidelity Funds – Global Dividend Plus Fund A-ACC-USD	LU2242646235	09/06/2021	1.50	n/a
Fidelity Funds – Global Dividend Plus Fund A-Euro	LU0099575291	01/09/1999	1.50	n/a
Fidelity Funds – Global Dividend Plus Fund A-GDIST-Euro	LU2242646318	26/05/2021	1.50	n/a
Fidelity Funds – Global Dividend Plus Fund A-MCDIST(G)-USD	LU2401740654	10/11/2021	1.50	n/a
Fidelity Funds – Global Dividend Plus Fund A-MDIST-HKD	LU2242646581	26/05/2021	1.50	n/a
Fidelity Funds – Global Dividend Plus Fund A-MDIST-USD	LU2242646664	12/05/2021	1.50	n/a
Fidelity Funds – Global Dividend Plus Fund A-MINCOME(G)-HKD	LU2242646748	26/05/2021	1.50	n/a
Fidelity Funds – Global Dividend Plus Fund A-MINCOME(G)-SGD	LU2242646821	26/05/2021	1.50	n/a
Fidelity Funds – Global Dividend Plus Fund A-MINCOME(G)-USD	LU2401740738	10/11/2021	1.50	n/a

Share class name	ISIN number	Launch date	Annual management fee rate (AMF) (%)	Annual distribution fee rate (%)
Fidelity Funds – Global Dividend Plus Fund A-USD	LU2242652126	12/05/2021	1.50	n/a
Fidelity Funds – Global Dividend Plus Fund Y-GDIST-Euro	LU2242647472	09/06/2021	0.80	n/a
Fidelity Funds – Global Dividend Plus Fund Y-QDIST-USD	LU2387414753	22/09/2021	0.80	n/a
Fidelity Funds – Global Dividend Plus Fund Y-USD	LU2242647555	12/05/2021	0.80	n/a
Fidelity Funds – Global Equity Income Fund I-ACC-USD	LU0994413051	18/11/2013	0.80	n/a
Fidelity Funds – Global Financial Services Fund A-ACC-SGD	LU1363072403	19/02/2016	1.50	n/a
Fidelity Funds – Global Financial Services Fund A-ACC-USD (hedged)	LU1273508926	20/08/2015	1.50	n/a
Fidelity Funds – Global Financial Services Fund A-Euro	LU0114722498	01/09/2000	1.50	n/a
Fidelity Funds – Global Financial Services Fund A-GBP	LU0116932376	08/09/2000	1.50	n/a
Fidelity Funds – Global Financial Services Fund A-USD	LU0971096721	16/10/2013	1.50	n/a
Fidelity Funds – Global Financial Services Fund Y-ACC-Euro	LU0346388704	25/03/2008	0.80	n/a
Fidelity Funds – Global Financial Services Fund Y-ACC-USD	LU1711970159	08/11/2017	0.80	n/a
Fidelity Funds – Global Financial Services Fund Y-Euro	LU0936578532	25/09/2013	0.80	n/a
Fidelity Funds – Global Focus Fund A-ACC-USD	LU1366333091	12/05/2016	1.50	n/a
Fidelity Funds – Global Focus Fund A-USD	LU0157215616	14/01/2003	1.50	n/a
Fidelity Funds – Global Health Care Fund A-ACC-USD	LU0882574055	27/03/2013	1.50	n/a
Fidelity Funds – Global Health Care Fund A-Euro	LU0114720955	01/09/2000	1.50	n/a
Fidelity Funds – Global High Yield Fund A-ACC-USD	LU0740037022	05/03/2012	1.00	n/a
Fidelity Funds – Global High Yield Fund A-MINCOME-Euro (hedged)	LU0740037378	05/03/2012	1.00	n/a
Fidelity Funds – Global Income Fund A-ACC-USD	LU0882574303	09/04/2013	0.90	n/a
Fidelity Funds – Global Income Fund A-MINCOME(G)-USD	LU0882574568	09/04/2013	0.90	n/a
Fidelity Funds – Global Industrials Fund A-Euro	LU0114722902	01/09/2000	1.50	n/a
Fidelity Funds – Global Inflation-linked Bond Fund A-ACC-Euro (hedged)	LU0353649279	29/05/2008	0.50	n/a
Fidelity Funds – Global Inflation-linked Bond Fund A-ACC-USD	LU0353648891	29/05/2008	0.50	n/a

Share class name	ISIN number	Launch date	Annual management fee rate (AMF) (%)	Annual distribution fee rate (%)
Fidelity Funds – Global Low Volatility Equity Fund A-ACC-USD	LU1912680839	04/12/2018	1.30	n/a
Fidelity Funds – Global Low Volatility Equity Fund A-MINCOME(G)-USD	LU1912680912	04/12/2018	1.30	n/a
Fidelity Funds – Global Low Volatility Equity Fund A-MINCOME(G)-SGD (SGD/USD hedged)	LU2057169125	09/10/2019	1.30	n/a
Fidelity Funds – Fidelity Funds – Global Multi Asset Defensive Fund A-ACC-SGD	LU1235295372	03/06/2015	1.15	n/a
Fidelity Funds – Global Multi Asset Dynamic Fund A-USD	LU0080751232	31/12/1997	1.25	n/a
Fidelity Funds – Global Multi Asset Growth & Income Fund A-ACC-SGD	LU1235295455	03/06/2015	1.25	n/a
Fidelity Funds – Global Multi Asset Growth & Income Fund Y-MCDIST(G)-USD	LU2242648520	23/06/2021	0.70	n/a
Fidelity Funds – Global Multi Asset Income Fund A-ACC-Euro	LU1116430247	08/10/2014	1.25	n/a
Fidelity Funds – Global Multi Asset Income Fund A-ACC-Euro (hedged)	LU0987487336	11/11/2013	1.25	n/a
Fidelity Funds – Global Multi Asset Income Fund A-ACC-USD	LU0905233846	27/03/2013	1.25	n/a
Fidelity Funds – Global Multi Asset Income Fund A-HMDIST(G)-AUD (hedged)	LU1046420987	09/04/2014	1.25	n/a
Fidelity Funds – Global Multi Asset Income Fund A-MCDIST(G)-SGD (SGD/USD hedged)	LU1883994011	12/12/2018	1.25	n/a
Fidelity Funds – Global Multi Asset Income Fund A-MCDIST(G)-USD	LU1883993989	12/12/2018	1.25	n/a
Fidelity Funds – Global Multi Asset Income Fund A-MDIST-Euro	LU1563521951	17/02/2017	1.25	n/a
Fidelity Funds – Global Multi Asset Income Fund A-MINCOME(G)-HKD	LU0905234497	27/03/2013	1.25	n/a
Fidelity Funds – Global Multi Asset Income Fund A-MINCOME(G)-SGD	LU1084809471	21/07/2014	1.25	n/a
Fidelity Funds – Global Multi Asset Income Fund A-MINCOME(G)-SGD (SGD/USD hedged)	LU1391767313	15/04/2016	1.25	n/a
Fidelity Funds – Global Multi Asset Income Fund A-MINCOME(G)-USD	LU0905234141	27/03/2013	1.25	n/a
Fidelity Funds – Global Multi Asset Income Fund A-QINCOME(G)-Euro (hedged)	LU0987487419	11/11/2013	1.25	n/a
Fidelity Funds – Global Multi Asset Income Fund A-QINCOME (G)-SGD	LU0905234570	27/03/2013	1.25	n/a
Fidelity Funds – Global Multi Asset Income Fund Y-MINCOME(G)-USD	LU1622746433	09/06/2017	0.70	n/a
Fidelity Funds – Global Property Fund A-ACC-Euro	LU0237698757	05/12/2005	1.50	n/a

Share class name	ISIN number	Launch date	Annual management fee rate (AMF) (%)	Annual distribution fee rate (%)
Fidelity Funds – Global Property Fund A-ACC-USD	LU0237698914	05/12/2005	1.50	n/a
Fidelity Funds – Global Property Fund A-Euro	LU0237697510	05/12/2005	1.50	n/a
Fidelity Funds – Global Property Fund A-USD	LU0237698245	05/12/2005	1.50	n/a
Fidelity Funds – Global Short Duration Income Fund A-ACC-USD	LU0390710027	25/11/2008	0.75	n/a
Fidelity Funds – Global Short Duration Income Fund A-MDIST-USD	LU0390710613	25/11/2008	0.75	n/a
Fidelity Funds – Global Technology Fund A-ACC-SGD	LU1823568750	13/06/2018	1.50	n/a
Fidelity Funds – Global Technology Fund A-ACC-USD	LU1046421795	09/04/2014	1.50	n/a
Fidelity Funds – Global Technology Fund A-Euro	LU0099574567	01/09/1999	1.50	n/a
Fidelity Funds – Global Technology Fund Y-ACC-USD	LU1560650563	23/02/2017	0.80	n/a
Fidelity Funds – Global Thematic Opportunities Fund A-ACC-Euro	LU0251129895	03/07/2006	1.50	n/a
Fidelity Funds – Global Thematic Opportunities Fund A-ACC-HKD	LU2242649171	14/04/2021	1.50	n/a
Fidelity Funds – Global Thematic Opportunities Fund A-ACC-USD	LU0251132253	03/07/2006	1.50	n/a
Fidelity Funds – Global Thematic Opportunities Fund A-Euro	LU0069451390	16/02/2004	1.50	n/a
Fidelity Funds – Global Thematic Opportunities Fund A-USD	LU0048584097	31/12/1991	1.50	n/a
Fidelity Funds – Global Thematic Opportunities Fund I-ACC-USD	LU2242649338	14/04/2021	0.80	n/a
Fidelity Funds – Global Thematic Opportunities Fund Y-ACC-SGD	LU2242649767	14/04/2021	0.80	n/a
Fidelity Funds – Global Thematic Opportunities Fund Y-ACC-USD	LU0370789132	14/07/2008	0.80	n/a
Fidelity Funds – Global Thematic Opportunities Fund Y-Euro	LU0936580785	09/10/2013	0.80	n/a
Fidelity Funds – Global Thematic Opportunities Fund Y-USD	LU0936580512	09/10/2013	0.80	n/a
Fidelity Funds – Greater China Fund A-SGD	LU0370786039	09/07/2008	1.50	n/a
Fidelity Funds – Greater China Fund A-USD	LU0048580855	01/10/1990	1.50	n/a
Fidelity Funds – Greater China Fund SR-ACC-SGD	LU1235261044	12/06/2015	1.30	n/a
Fidelity Funds – Greater China Fund Y-ACC-USD	LU0346391161	25/03/2008	0.80	n/a
Fidelity Funds – Greater China Fund II S-ACC-SGD	LU0605518397	16/05/2011	0.80	n/a
Fidelity Funds – Greater China Multi Asset Growth & Income Fund A-ACC-USD	LU1366333505	01/03/2016	1.25	n/a

Share class name	ISIN number	Launch date	Annual management fee rate (AMF) (%)	Annual distribution fee rate (%)
Fidelity Funds – Greater China Multi Asset Growth & Income Fund A-HMDIST(G)-AUD (AUD/USD hedged)	LU1439104586	23/02/2017	1.25	n/a
Fidelity Funds – Greater China Multi Asset Growth & Income Fund A-MINCOME(G)-SGD	LU1439103000	23/02/2017	1.25	n/a
Fidelity Funds – Greater China Multi Asset Growth & Income Fund A-MINCOME(G)-USD	LU1439102887	23/02/2017	1.25	n/a
Fidelity Funds – Iberia Fund A-Euro	LU0048581077	01/10/1990	1.50	n/a
Fidelity Funds – India Focus Fund A-SGD	LU0287143357	27/08/2007	1.50	n/a
Fidelity Funds – India Focus Fund A-USD	LU0197229882	23/08/2004	1.50	n/a
Fidelity Funds – India Focus Fund Y-ACC-USD	LU0346391245	17/03/2008	0.80	n/a
Fidelity Funds – Indonesia Fund A-USD	LU0055114457	05/12/1994	1.50	n/a
Fidelity Funds – Indonesia Fund Y-ACC-USD	LU0346391328	25/03/2008	0.80	n/a
Fidelity Funds – Italy Fund A-ACC-Euro	LU0922333322	07/05/2013	1.50	n/a
Fidelity Funds – Italy Fund A-Euro	LU0048584766	01/10/1990	1.50	n/a
Fidelity Funds – Italy Fund Y-ACC-Euro	LU0318940342	22/10/2007	0.80	n/a
Fidelity Funds – Italy Fund Y-Euro	LU1273507951	20/08/2015	0.80	n/a
Fidelity Funds – Japan Advantage Fund A-JPY	LU0161332480	30/01/2003	1.50	n/a
Fidelity Funds – Japan Aggressive Fund A-JPY	LU1060955314	06/05/2014	1.50	n/a
Fidelity Funds – Japan Aggressive Fund I-ACC-JPY	LU0261965585	14/08/2006	0.80	n/a
Fidelity Funds – Japan Smaller Companies Fund A-JPY	LU0048587603	06/12/1991	1.50	n/a
Fidelity Funds – Latin America Fund A-ACC-Euro	LU1213835942	16/04/2015	1.50	n/a
Fidelity Funds – Latin America Fund A-ACC-USD	LU1224710043	19/05/2015	1.50	n/a
Fidelity Funds – Latin America Fund A-USD	LU0050427557	09/05/1994	1.50	n/a
Fidelity Funds – Latin America Fund Y-ACC-USD	LU0346391674	25/03/2008	0.80	n/a
Fidelity Funds – Malaysia Fund A-USD	LU0048587868	01/10/1990	1.50	n/a
Fidelity Funds – Malaysia Fund Y-ACC-USD	LU0346391757	25/03/2008	0.80	n/a
Fidelity Funds – Nordic Fund A-SEK	LU0048588080	01/10/1990	1.50	n/a
Fidelity Funds – Pacific Fund A-ACC-Euro	LU0368678339	02/06/2008	1.50	n/a
Fidelity Funds – Pacific Fund A-SGD	LU1046422090	09/04/2014	1.50	n/a
Fidelity Funds – Pacific Fund A-USD	LU0049112450	10/01/1994	1.50	n/a
Fidelity Funds – Pacific Fund A-USD (hedged)	LU1235295612	03/06/2015	1.50	n/a
Fidelity Funds – Pacific Fund Y-ACC-Euro	LU0951203180	12/09/2013	0.80	n/a
Fidelity Funds – Pacific Fund Y-ACC-USD	LU0346391831	17/03/2008	0.80	n/a
Fidelity Funds – Pacific Fund Y-USD	LU0936581676	09/10/2013	0.80	n/a
Fidelity Funds – Singapore Fund A-SGD	LU0287143431	27/08/2007	1.50	n/a

Share class name	ISIN number	Launch date	Annual management fee rate (AMF) (%)	Annual distribution fee rate (%)
Fidelity Funds – Singapore Fund A-USD	LU0048588163	01/10/1990	1.50	n/a
Fidelity Funds – Singapore Fund Y-ACC-SGD	LU1046422686	09/04/2014	0.80	n/a
Fidelity Funds – Singapore Fund Y-ACC-USD	LU0346391914	25/03/2008	0.80	n/a
Fidelity Funds – Singapore Fund Y-SGD	LU1284735484	15/09/2015	0.80	n/a
Fidelity Funds – Singapore Fund Y-USD	LU1284736292	15/09/2015	0.80	n/a
Fidelity Funds – SMART Global Defensive Fund A-Euro	LU0056886558	04/08/1997	1.15	n/a
Fidelity Funds – Sustainable Asia Equity Fund A-ACC-Euro (hedged)	LU2348703278	09/06/2021	1.50	n/a
Fidelity Funds – Sustainable Asia Equity Fund A-SGD	LU0251144936	15/05/2006	1.50	n/a
Fidelity Funds – Sustainable Asia Equity Fund A-USD	LU0048597586	01/10/1990	1.50	n/a
Fidelity Funds – Sustainable Asia Equity Fund SR-ACC-SGD	LU1235261630	12/06/2015	1.30	n/a
Fidelity Funds – Sustainable Asia Equity Fund Y-ACC-Euro (hedged)	LU2348702627	09/06/2021	0.80	n/a
Fidelity Funds – Sustainable Asian Bond Fund A-ACC-Euro	LU2386144906	17/11/2021	1.00	n/a
Fidelity Funds – Sustainable Asian Bond Fund A-ACC-Euro (hedged)	LU2386145978	17/11/2021	1.00	n/a
Fidelity Funds – Sustainable Asian Bond Fund A-ACC-USD	LU2386145036	17/11/2021	1.00	n/a
Fidelity Funds – Sustainable Asian Bond Fund A-MCDIST-SGD (hedged)	LU2390473358	08/12/2021	1.00	n/a
Fidelity Funds – Sustainable Asian Bond Fund A-MINCOME(G)-USD	LU2390473192	08/12/2021	1.00	n/a
Fidelity Funds – Sustainable Asian Bond Fund A-MINCOME(G)-SGD (hedged)	LU2386145200	17/11/2021	1.00	n/a
Fidelity Funds – Sustainable Asian Bond Fund Y-ACC-Euro	LU2386145622	17/11/2021	0.55	n/a
Fidelity Funds – Sustainable Asian Bond Fund Y-ACC-USD	LU2386145895	17/11/2021	0.55	n/a
Fidelity Funds – Sustainable Asian Bond Fund Y-MINCOME(G)-USD	LU2390473275	08/12/2021	0.55	n/a
Fidelity Funds – Sustainable China A Shares Fund A-ACC-Euro	LU2385790154	17/11/2021	1.50	n/a
Fidelity Funds – Sustainable China A Shares Fund A-ACC-RMB	LU2385789222	17/11/2021	1.50	n/a
Fidelity Funds – Sustainable China A Shares Fund A-ACC-SGD (SGD/USD hedged)	LU2385789495	17/11/2021	1.50	n/a
Fidelity Funds – Sustainable China A Shares Fund A-ACC-USD	LU2385789578	17/11/2021	1.50	n/a
Fidelity Funds – Sustainable China A Shares Fund A-Euro	LU2385790238	17/11/2021	1.50	n/a
Fidelity Funds – Sustainable China A Shares Fund Y-ACC-Euro	LU2385790402	17/11/2021	0.80	n/a



Share class name	ISIN number	Launch date	Annual management fee rate (AMF) (%)	Annual distribution fee rate (%)
Fidelity Funds – Sustainable China A Shares Fund Y-ACC-RMB	LU2385789909	08/12/2021	0.80	n/a
Fidelity Funds – Sustainable China A Shares Fund Y-ACC-USD	LU2385790071	17/11/2021	0.80	n/a
Fidelity Funds – Sustainable Climate Solutions Fund A-ACC-Euro	LU2376061086	18/08/2021	1.50	n/a
Fidelity Funds – Sustainable Climate Solutions Fund A-ACC-SGD (SGD/USD hedged)	LU2348336343	06/07/2021	1.50	n/a
Fidelity Funds – Sustainable Climate Solutions Fund A-ACC-USD	LU2348335964	06/07/2021	1.50	n/a
Fidelity Funds – Sustainable Climate Solutions Fund A-Euro	LU2349440961	14/07/2021	1.50	n/a
Fidelity Funds – Sustainable Climate Solutions Fund Y-ACC- USD	LU2348336269	06/07/2021	0.80	n/a
Fidelity Funds – Sustainable Consumer Brands Fund A-ACC-USD (formerly known as Fidelity Funds – Global Consumer Industries Fund A-ACC-USD)	LU0882574139	27/03/2013	1.50	n/a
Fidelity Funds – Sustainable Consumer Brands Fund A-Euro (formerly known as Fidelity Funds – Global Consumer Industries Fund A-Euro)	LU0114721508	01/09/2000	1.50	n/a
Fidelity Funds – Sustainable Consumer Brands Fund A-GBP (formerly known as Fidelity Funds – Global Consumer Industries Fund A-GBP)	LU0116932293	08/09/2000	1.50	n/a
Fidelity Funds – Sustainable Europe Equity Fund A-ACC-CZK (hedged) (formerly known as Fidelity Funds – Euro Blue Chip Fund A-ACC-CZK (hedged))	LU0979392841	05/11/2013	1.50	n/a
Fidelity Funds – Sustainable Europe Equity Fund A-ACC-Euro (formerly known as Fidelity Funds – Euro Blue Chip Fund A-ACC-Euro)	LU0251128657	03/07/2006	1.50	n/a
Fidelity Funds – Sustainable Europe Equity Fund A-ACC-USD (hedged) (formerly known as Fidelity Funds – Euro Blue Chip Fund A-ACC-USD (hedged))	LU0997586432	10/01/2014	1.50	n/a
Fidelity Funds – Sustainable Europe Equity Fund A-Euro (formerly known as Fidelity Funds – Euro Blue Chip Fund A-Euro)	LU0088814487	30/09/1998	1.50	n/a
Fidelity Funds – Sustainable Europe Equity Fund Y-ACC-Euro (formerly known as Fidelity Funds – Euro Blue Chip Fund Y-ACC-Euro)	LU0346388290	17/03/2008	0.80	n/a
Fidelity Funds – Sustainable Eurozone Equity Fund A-ACC-Euro	LU0238202427	12/12/2005	1.50	n/a
Fidelity Funds – Sustainable Eurozone Equity Fund A-Euro	LU2219351876	10/02/2021	1.50	n/a



Share class name	ISIN number	Launch date	Annual management fee rate (AMF) (%)	Annual distribution fee rate (%)
Fidelity Funds – Sustainable Future Connectivity Fund A-ACC-Euro (formerly known as Fidelity Funds – Future Connectivity Fund A-ACC-Euro)	LU1881514001	11/12/2018	1.50	n/a
Fidelity Funds – Sustainable Future Connectivity Fund A-ACC-SGD (SGD/USD hedged) (formerly known as Fidelity Funds – Future Connectivity Fund A-ACC-SGD (SGD/USD hedged))	LU2338036424	22/09/2021	1.50	n/a
Fidelity Funds – Sustainable Future Connectivity Fund A-ACC-USD (formerly known as Fidelity Funds – Future Connectivity Fund A-ACC-USD)	LU2247934214	28/10/2020	1.50	n/a
Fidelity Funds – Sustainable Future Connectivity Fund Y-ACC-Euro (formerly known as Fidelity Funds – Future Connectivity Fund Y-ACC-Euro)	LU1881514779	11/12/2018	0.80	n/a
Fidelity Funds – Sustainable Future Connectivity Fund Y-ACC-USD (formerly known as Fidelity Funds – Future Connectivity Fund Y-ACC-USD)	LU2247934487	28/10/2020	0.80	n/a
Fidelity Funds – Sustainable Japan Equity Fund A-ACC-USD (hedged)	LU0997586945	10/01/2014	1.50	n/a
Fidelity Funds – Sustainable Japan Equity Fund A-JPY	LU0048585144	01/10/1990	1.50	n/a
Fidelity Funds – Sustainable Japan Equity Fund A-SGD	LU0251144696	15/05/2006	1.50	n/a
Fidelity Funds – Sustainable Multi Asset Income Fund A-USD (formerly known as Fidelity Funds – Multi Asset Income Fund A-USD)	LU0138981039	20/11/2001	1.25	n/a
Fidelity Funds – Sustainable Strategic Bond Fund A-ACC-USD	LU0594300849	08/03/2011	1.00	n/a
Fidelity Funds – Sustainable Strategic Bond Fund A-GMDIST-Euro (hedged)	LU0859966730	10/12/2012	1.00	n/a
Fidelity Funds – Sustainable Strategic Bond Fund Y-ACC-USD	LU2308741409	14/04/2021	0.50	n/a
Fidelity Funds – Sustainable US Equity Fund A-ACC-Euro (hedged) (formerly known as Fidelity Funds – American Diversified Fund A-ACC-Euro (hedged))	LU2244417205	11/08/2021	1.50	n/a
Fidelity Funds – Sustainable US Equity Fund A-ACC-USD (formerly known as Fidelity Funds – American Diversified Fund A-ACC-USD)	LU2244417387	11/08/2021	1.50	n/a
Fidelity Funds – Sustainable US Equity Fund A-USD (formerly known as Fidelity Funds – American Diversified Fund A-USD)	LU0187121727	01/03/2004	1.50	n/a

Share class name	ISIN number	Launch date	Annual management fee rate (AMF) (%)	Annual distribution fee rate (%)
Fidelity Funds – Sustainable US Equity Fund Y-ACC-GBP (formerly known as Fidelity Funds – American Diversified Fund Y-ACC-GBP)	LU2244417627	11/08/2021	0.80	n/a
Fidelity Funds – Sustainable Water & Waste Fund A-ACC-Euro	LU1892829828	07/11/2018	1.50	n/a
Fidelity Funds – Sustainable Water & Waste Fund A-ACC-Euro (Euro/USD hedged)	LU1892830248	07/11/2018	1.50	n/a
Fidelity Funds – Sustainable Water & Waste Fund A-ACC-SGD (SGD/USD hedged)	LU2296468007	10/02/2021	1.50	n/a
Fidelity Funds – Sustainable Water & Waste Fund A-ACC-USD	LU1892829315	07/11/2018	1.50	n/a
Fidelity Funds – Sustainable Water & Waste Fund RY-ACC-CHF	LU2242162548	14/10/2020	0.53	n/a
Fidelity Funds – Sustainable Water & Waste Fund RY-ACC-Euro	LU2242162621	14/10/2020	0.53	n/a
Fidelity Funds – Sustainable Water & Waste Fund RY-ACC-USD	LU2242162464	14/10/2020	0.53	n/a
Fidelity Funds – Sustainable Water & Waste Fund Y-ACC-Euro	LU1892830081	07/11/2018	0.80	n/a
Fidelity Funds – Sustainable Water & Waste Fund Y-ACC-Euro (Euro/USD hedged)	LU1892830321	07/11/2018	0.80	n/a
Fidelity Funds – Sustainable Water & Waste Fund Y-ACC-USD	LU1892829406	07/11/2018	0.80	n/a
Fidelity Funds – Switzerland Fund A-CHF	LU0054754816	13/02/1995	1.50	n/a
Fidelity Funds – Taiwan Fund A-USD	LU0075458603	24/03/1997	1.50	n/a
Fidelity Funds – Taiwan Fund Y-ACC-USD	LU0346392052	25/03/2008	0.80	n/a
Fidelity Funds – Thailand Fund A-USD	LU0048621477	01/10/1990	1.50	n/a
Fidelity Funds – Thailand Fund Y-ACC-USD	LU0346392136	25/03/2008	0.80	n/a
Fidelity Funds – US Dollar Bond Fund A-ACC-USD	LU0261947682	25/09/2006	0.75	n/a
Fidelity Funds – US Dollar Bond Fund A-MDIST-USD	LU0168055563	09/06/2003	0.75	n/a
Fidelity Funds – US Dollar Bond Fund A-USD	LU0048622798	12/11/1990	0.75	n/a
Fidelity Funds – US Dollar Bond Fund Y-ACC-USD	LU0346392482	17/03/2008	0.40	n/a
Fidelity Funds – US Dollar Bond Fund Y-MDIST-USD	LU1284737852	15/09/2015	0.40	n/a
Fidelity Funds – US Dollar Bond Fund Y-USD	LU1284737779	15/09/2015	0.40	n/a
Fidelity Funds – US Dollar Cash Fund A-USD	LU0064963852	20/09/1993	0.15	n/a
Fidelity Funds – US High Yield Fund A-ACC-Euro	LU0261953904	25/09/2006	1.00	n/a
Fidelity Funds – US High Yield Fund A-ACC-Euro (hedged)	LU0337581549	18/05/2011	1.00	n/a
Fidelity Funds – US High Yield Fund A-ACC-USD	LU0605520377	06/04/2011	1.00	n/a

Share class name	ISIN number	Launch date	Annual management fee rate (AMF) (%)	Annual distribution fee rate (%)
Fidelity Funds – US High Yield Fund A-Euro	LU0132385880	05/09/2001	1.00	n/a
Fidelity Funds – US High Yield Fund A-GBP	LU0132385534	05/09/2001	1.00	n/a
Fidelity Funds – US High Yield Fund A-MDIST-AUD (hedged)	LU0963542310	18/09/2013	1.00	n/a
Fidelity Funds – US High Yield Fund A-MDIST-SGD	LU0251145404	15/05/2006	1.00	n/a
Fidelity Funds – US High Yield Fund A-MDIST-USD	LU0168057262	09/06/2003	1.00	n/a
Fidelity Funds – US High Yield Fund A-MINCOME(G)-USD	LU0937948932	18/06/2013	1.00	n/a
Fidelity Funds – US High Yield Fund A-MINCOME-HKD	LU0532245395	18/08/2010	1.00	n/a
Fidelity Funds – US High Yield Fund A-MINCOME-USD	LU0532245122	18/08/2010	1.00	n/a
Fidelity Funds – US High Yield Fund A-USD	LU0132282301	05/09/2001	1.00	n/a
Fidelity Funds – US High Yield Fund RY-ACC-Euro (hedged)	LU2122943900	26/02/2020	0.48	n/a
Fidelity Funds – US High Yield Fund RY-ACC-USD	LU2122944031	26/02/2020	0.48	n/a
Fidelity Funds – US High Yield Fund RY-USD	LU2122944114	26/02/2020	0.48	n/a
Fidelity Funds – US High Yield Fund Y-ACC-Euro	LU1261432576	07/08/2015	0.65	n/a
Fidelity Funds – US High Yield Fund Y-ACC-Euro (hedged)	LU0665148036	16/09/2011	0.65	n/a
Fidelity Funds – US High Yield Fund Y-ACC-USD	LU0370788753	02/07/2008	0.65	n/a
Fidelity Funds – US High Yield Fund Y-Euro	LU0936582484	09/10/2013	0.65	n/a
Fidelity Funds – US High Yield Fund Y-GBP	LU1273508330	20/08/2015	0.65	n/a
Fidelity Funds – US High Yield Fund Y-MDIST-AUD (hedged)	LU1273508256	20/08/2015	0.65	n/a
Fidelity Funds – US High Yield Fund Y-MDIST-SGD	LU1273508090	20/08/2015	0.65	n/a
Fidelity Funds – US High Yield Fund Y-MDIST-USD	LU1273508173	20/08/2015	0.65	n/a
Fidelity Funds – US High Yield Fund Y-MINCOME-HKD	LU1284734321	15/09/2015	0.65	n/a
Fidelity Funds – US High Yield Fund Y-MINCOME-USD	LU1284733786	15/09/2015	0.65	n/a
Fidelity Funds – US High Yield Fund Y-USD	LU0936582211	09/10/2013	0.65	n/a
Fidelity Funds – World Fund A-ACC-SGD	LU1261432733	07/08/2015	1.50	n/a
Fidelity Funds – World Fund A-ACC-USD	LU1084165304	17/07/2014	1.50	n/a
Fidelity Funds – World Fund A-Euro	LU0069449576	06/09/1996	1.50	n/a
Fidelity Funds – World Fund Y-ACC-USD	LU1084165486	17/07/2014	0.80	n/a

\* For this Share class, an asset allocation fee of up to 0.30% and an annual management fee that will range from 0.40% to 1.50% are levied. In keeping with the change in asset allocation of the underlying investments, the annual management fee would decrease over time as investment in bonds and cash increases. The figure shown is the sum of the annual management fee and the annual asset allocation fee levied on this Share class as of the date of this Schedule 1.

Trailer fee

Your financial advisor is required to disclose to you the amount of trailer fee it receives from the Investment Manager and this is set out according to Share classes in the table below.

<b>Class A Shares</b>	
Equity Sub-Funds and Equity Income Sub-Funds	Management fee retained by the Investment Manager: 34% to 100% of the AMF Paid to the financial advisor (trailer fee): 0% to 66% of the AMF
Multi Asset Sub-Funds	Management fee retained by the Investment Manager: 34% to 100% of the AMF Paid to the financial advisor (trailer fee): 0% to 66% of the AMF
Bond Sub-Funds	Management fee retained by the Investment Manager: 34% to 100% of the AMF Paid to the financial advisor (trailer fee): 0% to 66% of the AMF
Cash Sub-Funds	Management fee retained by the Investment Manager: 100% Paid to the financial advisor (trailer fee): 0% of the AMF
Lifestyle Sub-Funds	Management fee retained by the Investment Manager: 50% to 83% of the AMF Paid to the financial advisor (trailer fee): 17% to 50% of the AMF
Systematic Multi Asset Risk Targeted Sub-Funds	Management fee retained by the Investment Manager: 50% to 80% of the AMF Paid to the financial advisor (trailer fee): 20% to 50% of the AMF
<b>Class SR Shares</b>	
Equity Sub-Funds and Equity Income Sub-Funds	Management fee retained by the Investment Manager: 34% to 100% of the AMF Paid to the financial advisor (trailer fee): 0% to 66% of the AMF
<b>Class RY, Y, I and S Shares</b>	
No trailer fee is payable for these Share classes	

## SCHEDULE 2

## EURO STOXX 50® INDEX (THE “INDEX”)

As of 31 October 2021, the top 10 largest constituents of the Index are as follows:

Rank	Company	ICB Super-Sector	Weighting (as % of Index)
1.	ASML Holding	Technology	9.18
2.	LVMH Moët Hennessy	Consumer Products and Services	5.63
3.	Linde	Chemicals	4.52
4.	SAP	Technology	4.32
5.	TotalEnergies	Energy	3.61
6.	Siemens	Industrial Goods and Services	3.33
7.	Sanofi	Health Care	3.12
8.	L'Oreal	Consumer Products and Services	3.02
9.	Schneider Electric	Industrial Goods and Services	2.67
10.	Allianz	Insurance	2.62

Please note that if for any reason the licence to use EURO STOXX 50® is terminated or is no longer available for use by Fidelity Funds, this could prevent Fidelity Funds – EURO STOXX 50® Fund from achieving its objective. In the event that the Index ceases to be operated or is not available, the Board will consider whether the Fidelity Funds – EURO STOXX 50® Fund should maintain its current structure until such time as the Index is made available again or change its objective to track another index with similar characteristics of the Index. The Management Company is independent of the Index provider, STOXX Limited.

**FIDELITY FUNDS**  
**SINGAPORE PROSPECTUS**  
**REQUIRED PURSUANT TO THE SECURITIES AND FUTURES ACT**



---

**NISHITH GANDHI**  
Permanent Representative  
**FIL (LUXEMBOURG) S.A.**  
Corporate Director, Fidelity Funds



---

**NISHITH GANDHI**  
Permanent Representative  
**FIL (LUXEMBOURG) S.A.**  
Corporate Director, Fidelity Funds  
for and on behalf of

**ANNE RICHARDS**  
Director of Fidelity Funds

**DR. YOUSEF A. AL-AWADI K.B.E.**  
Director of Fidelity Funds

**DIDIER CHERPITEL**  
Director of Fidelity Funds

**CARINE FEIPEL**  
Director of Fidelity Funds

**ABBY JOHNSON**  
Director of Fidelity Funds

**GLEN MORENO**  
Director of Fidelity Funds

**JON SKILLMAN**  
Director of Fidelity Funds

**PERFORMANCE OF THE SUB-FUNDS OF FIDELITY FUNDS**  
**issued by**  
**FIL INVESTMENT MANAGEMENT (SINGAPORE) LIMITED**  
**to be distributed with the**  
**SINGAPORE PROSPECTUS FOR FIDELITY FUNDS**

**A. Past Performance of the Sub-Funds<sup>1</sup> (as at 31 August 2021)**

**Equity Sub-funds**

Sub-Funds <sup>1</sup> / Benchmark	Launch Date	Since Inception Performance Start Date	Class of Shares	Currency of denomination of shares	1 Year	3 years <sup>3</sup>	5 years <sup>3</sup>	10 years <sup>3</sup>	Since Inception <sup>3</sup>
Fidelity Funds - America Fund	1.10.90	1.10.90	A	USD	25.6%	4.7%	6.4%	10.5%	8.7%
S&P 500 Index (Net) <sup>7</sup>				USD	30.6%	17.4%	17.4%	15.6%	10.8%
Fidelity Funds - America Fund	15.5.06	15.5.06	A	SGD	24.4%	4.1%	6.1%	11.8%	5.6%
S&P 500 Index (Net)				SGD	29.2%	16.7%	17.0%	16.9%	8.9%
Fidelity Funds - America Fund	12.3.12	12.3.12	A (hedged)	SGD	25.1%	3.8%	5.6%	-	9.4%
S&P 500 Index (Net) (Hedged to SGD)				SGD	30.4%	16.5%	16.6%	-	14.7%
Fidelity Funds - America Fund	3.7.06	3.7.06	A-ACC	USD	25.7%	4.7%	6.4%	10.5%	7.0%
S&P 500 Index (Net)				USD	30.6%	17.4%	17.4%	15.6%	10.2%
Fidelity Funds - America Fund	30.8.13	30.8.13	A-ACC (hedged)	AUD	24.0%	2.9%	5.3%	-	8.5%
S&P 500 Index (Net) Hedged to AUD				AUD	29.5%	15.2%	16.1%	-	15.1%
Fidelity Funds - America Fund	22.10.07	22.10.07	Y-ACC	USD	33.7%	7.5%	8.5%	12.0%	7.6%
S&P 500 Index (Net)				USD	30.6%	17.4%	17.4%	15.6%	9.8%
Fidelity Funds - America Fund	12.6.15	12.6.15	SR-ACC	USD	32.9%	6.9%	7.8%	-	6.6%
S&P 500 Index (Net)				USD	30.6%	17.4%	17.4%	-	14.7%
Fidelity Funds - America Fund	12.6.15	12.6.15	SR-ACC	SGD	31.5%	6.2%	7.5%	-	6.6%
S&P 500 Index (Net)				SGD	29.2%	16.7%	17.0%	-	14.7%
Fidelity Funds - America Fund	12.6.15	12.6.15	SR-ACC (hedged)	SGD	32.4%	6.0%	7.0%	-	6.1%
S&P 500 Index (Net) Hedged to SGD				SGD	30.4%	16.5%	16.6%	-	14.2%

Sub-Funds <sup>1</sup> / Benchmark	Launch Date	Since Inception Performance Start Date	Class of Shares	Currency of denomination of shares	1 Year	3 years <sup>3</sup>	5 years <sup>3</sup>	10 years <sup>3</sup>	Since Inception <sup>3</sup>
Fidelity Funds - American Growth Fund	30.6.97	7.7.97	A	USD	26.8%	15.0%	15.8%	13.8%	9.1%
S&P 500 Index (Net) <sup>7</sup>				USD	30.6%	17.4%	17.4%	15.6%	8.3%
Fidelity Funds - ASEAN Fund	1.10.90	1.10.90	A	USD	15.3%	3.1%	3.9%	2.4%	6.0%
MSCI AC ASEAN Index (Net) <sup>7</sup>				USD	14.6%	-0.5%	2.5%	1.9%	5.7%
Fidelity Funds - ASEAN Fund	15.5.06	15.5.06	A	SGD	14.1%	2.4%	3.6%	3.6%	5.1%
MSCI AC ASEAN Index (Net) <sup>7</sup>				SGD	13.4%	-1.1%	2.2%	3.0%	5.0%
Fidelity Funds - ASEAN Fund	25.9.13	25.9.13	Y	USD	22.8%	5.9%	5.9%	-	3.3%
MSCI AC ASEAN Index (Net)				USD	14.6%	-0.5%	2.5%	-	0.9%
Fidelity Funds - ASEAN Fund <sup>2</sup>	18.8.21	18.8.21	Y	SGD	-	-	-	-	-
MSCI AC ASEAN Index (Net)				SGD	-	-	-	-	-
Fidelity Funds - ASEAN Fund	25.3.08	25.3.08	Y-ACC	USD	22.8%	5.9%	5.9%	3.8%	5.0%
MSCI AC ASEAN Index (Net) <sup>7</sup>				USD	14.6%	-0.5%	2.5%	1.9%	3.5%
Fidelity Funds - ASEAN Fund <sup>2</sup>	18.8.21	18.8.21	Y-ACC	SGD	-	-	-	-	-
MSCI AC ASEAN Index (Net)				SGD	-	-	-	-	-
Fidelity Funds - Asia Pacific Opportunities Fund	12.6.19	12.6.19	A-ACC	USD	21.8%	-	-	-	19.9%
MSCI AC Asia Pacific ex Japan Index (Net)				USD	18.7%	-	-	-	15.3%
Fidelity Funds - Asia Pacific Opportunities Fund	18.2.08	18.2.08	A-ACC	EUR	23.4%	15.1%	12.6%	12.4%	8.4%
MSCI AC Asia Pacific ex Japan Index (Net)				EUR	20.2%	9.6%	9.9%	9.3%	7.1%
Fidelity Funds - Asia Pacific Opportunities Fund	24.6.20	24.6.20	A-ACC (hedged)	SGD	20.2%	-	-	-	27.0%
MSCI AC Asia Pacific ex Japan Index (Net) Hedged to SGD				SGD	16.9%	-	-	-	22.4%
Fidelity Funds - Asian Equity Fund	7.6.11	7.6.11	S-ACC	SGD	17.5%	9.7%	11.3%	9.9%	8.5%
MSCI AC Asia ex Japan Index <sup>7</sup>				SGD	16.4%	9.6%	11.1%	8.6%	7.2%



Sub-Funds <sup>1</sup> / Benchmark	Launch Date	Since Inception Performance Start Date	Class of Shares	Currency of denomination of shares	1 Year	3 years <sup>3</sup>	5 years <sup>3</sup>	10 years <sup>3</sup>	Since Inception <sup>3</sup>
Fidelity Funds - Asian Smaller Companies Fund	7.12.11	7.12.11	A	USD	32.5%	6.7%	6.9%	-	10.5%
MSCI AC Asia Pacific ex Japan Small Cap Australia Capped 10% Index (Net)				USD	39.8%	12.8%	10.9%	-	8.1%
Fidelity Funds - Asian Smaller Companies Fund	7.12.11	7.12.11	A	EUR	34.2%	6.1%	5.7%	-	11.9%
MSCI AC Asia Pacific ex Japan Small Cap Australia Capped 10% Index (Net)				EUR	41.7%	12.3%	9.6%	-	9.5%
Fidelity Funds - Asian Smaller Companies Fund	7.12.11	7.12.11	A-ACC	USD	32.5%	6.7%	6.9%	-	10.5%
MSCI AC Asia Pacific ex Japan Small Cap Australia Capped 10% Index (Net)				USD	39.8%	12.8%	10.9%	-	8.1%
Fidelity Funds - Asian Smaller Companies Fund	7.12.11	7.12.11	A-ACC	EUR	34.2%	6.1%	5.7%	-	11.9%
MSCI AC Asia Pacific ex Japan Small Cap Australia Capped 10% Index (Net)				EUR	41.7%	12.3%	9.6%	-	9.5%
Fidelity Funds - Asian Smaller Companies Fund	26.1.15	26.1.15	A-ACC	SGD	31.1%	6.0%	6.7%	-	6.3%
MSCI AC Asia Pacific ex Japan Small Cap Australia Capped 10% Index (Net)				SGD	38.4%	12.1%	10.6%	-	8.3%
Fidelity Funds - Asian Smaller Companies Fund	20.8.15	20.8.15	Y	USD	41.1%	9.6%	9.0%	-	11.1%
MSCI AC Asia Pacific ex Japan Small Cap Australia Capped 10% Index (Net)				USD	39.8%	12.8%	10.9%	-	10.5%
Fidelity Funds - Asian Smaller Companies Fund	20.8.15	20.8.15	Y	EUR	43.0%	9.0%	7.7%	-	10.2%
MSCI AC Asia Pacific ex Japan Small Cap Australia Capped 10% Index (Net)				EUR	41.7%	12.3%	9.6%	-	9.5%
Fidelity Funds - Asian Smaller Companies Fund	7.12.11	7.12.11	Y-ACC	USD	41.0%	9.6%	9.0%	-	12.0%
MSCI AC Asia Pacific ex Japan Small Cap Australia Capped 10% Index (Net)				USD	39.8%	12.8%	10.9%	-	8.1%
Fidelity Funds - Asian Smaller Companies Fund	7.8.15	7.8.15	Y-ACC	EUR	42.9%	8.9%	7.7%	-	8.5%
MSCI AC Asia Pacific ex Japan Small Cap Australia Capped 10% Index (Net)				EUR	41.7%	12.3%	9.6%	-	7.8%

Sub-Funds <sup>1</sup> / Benchmark	Launch Date	Since Inception Performance Start Date	Class of Shares	Currency of denomination of shares	1 Year	3 years <sup>3</sup>	5 years <sup>3</sup>	10 years <sup>3</sup>	Since Inception <sup>3</sup>
Fidelity Funds - Asian Special Situations Fund	3.10.94	3.10.94	A	USD	11.2%	7.4%	9.4%	7.3%	7.2%
MSCI AC Asia ex Japan Index <sup>7</sup>				USD	17.6%	10.2%	11.4%	7.5%	5.0%
Fidelity Funds - Asian Special Situations Fund	17.3.08	17.3.08	Y-ACC	USD	18.3%	10.3%	11.5%	8.7%	8.4%
MSCI AC Asia ex Japan Index <sup>7</sup>				USD	17.6%	10.2%	11.4%	7.5%	6.8%
Fidelity Funds - Asian Special Situations Fund	12.6.15	12.6.15	SR-ACC	SGD	16.3%	8.8%	10.5%	-	8.6%
MSCI AC Asia ex Japan Index				SGD	16.4%	9.6%	11.1%	-	8.1%
Fidelity Funds - Australian Diversified Equity Fund (formerly known as Fidelity Funds – Australia Fund)	6.12.91	6.12.91	A	AUD	26.6%	9.4%	11.0%	9.9%	8.9%
S&P ASX 200 Index <sup>7</sup>				AUD	28.1%	9.9%	10.9%	10.3%	9.7%
Fidelity Funds - Australian Diversified Equity Fund (formerly known as Fidelity Funds – Australia Fund)	25.3.08	25.3.08	Y-ACC	AUD	34.8%	12.3%	13.2%	11.3%	8.1%
S&P ASX 200 Index <sup>7</sup>				AUD	28.1%	9.9%	10.9%	10.3%	7.1%
Fidelity Funds - China Consumer Fund	23.2.11	23.2.11	A	USD	-11.5%	5.4%	8.9%	7.7%	7.7%
MSCI China Index (Net)				USD	-5.1%	7.3%	10.8%	7.2%	6.3%
Fidelity Funds - China Consumer Fund	23.2.11	23.2.11	A	EUR	-10.4%	4.8%	7.7%	9.8%	9.2%
MSCI China Index (Net)				EUR	-3.9%	6.8%	9.5%	9.4%	7.9%
Fidelity Funds - China Consumer Fund	23.2.11	23.2.11	A	GBP	-13.9%	3.3%	7.9%	9.5%	9.3%
MSCI China Index (Net)				GBP	-7.7%	5.3%	9.7%	9.1%	8.0%
Fidelity Funds - China Consumer Fund	1.8.11	1.8.11	A	SGD	-12.5%	4.7%	8.6%	8.9%	8.0%
MSCI China Index (Net)				SGD	-6.1%	6.6%	10.5%	8.5%	7.2%
Fidelity Funds - China Consumer Fund	23.2.11	23.2.11	A-ACC	USD	-11.5%	5.4%	8.9%	7.7%	7.7%
MSCI China Index (Net)				USD	-5.1%	7.3%	10.8%	7.2%	6.3%
Fidelity Funds - China Consumer Fund	23.2.11	23.2.11	A-ACC	EUR	-10.4%	4.8%	7.7%	9.8%	9.2%
MSCI China Index (Net)				EUR	-3.9%	6.8%	9.5%	9.4%	7.9%

Sub-Funds <sup>1</sup> / Benchmark	Launch Date	Since Inception Performance Start Date	Class of Shares	Currency of denomination of shares	1 Year	3 years <sup>3</sup>	5 years <sup>3</sup>	10 years <sup>3</sup>	Since Inception <sup>3</sup>
Fidelity Funds - China Consumer Fund	13.4.11	13.4.11	A-ACC	HKD	-11.2%	5.0%	9.0%	7.6%	6.9%
MSCI China Index (Net)				HKD	-4.8%	7.0%	10.9%	7.2%	5.4%
Fidelity Funds - China Consumer Fund	9.4.14	9.4.14	A-ACC (hedged)	AUD	-12.9%	3.5%	7.9%	-	6.5%
MSCI China Index (Net) Hedged to AUD				AUD	-6.4%	4.7%	9.5%	-	7.9%
Fidelity Funds - China Consumer Fund	23.2.11	23.2.11	Y-ACC	USD	-5.8%	8.2%	11.0%	9.1%	9.1%
MSCI China Index (Net)				USD	-5.1%	7.3%	10.8%	7.2%	6.3%
Fidelity Funds - China Focus Fund	18.8.03	18.8.03	A	USD	-1.0%	-0.8%	5.5%	5.3%	11.5%
MSCI China Capped 10% Index <sup>7</sup>				USD	-0.3%	7.9%	10.8%	7.2%	12.3%
Fidelity Funds - China Focus Fund	4.10.04	4.10.04	A	GBP	-3.7%	-2.7%	4.6%	7.1%	11.7%
MSCI China Capped 10% Index <sup>7</sup>				GBP	-3.0%	5.9%	9.7%	9.0%	12.7%
Fidelity Funds - China Focus Fund	2.4.07	2.4.07	A	SGD	-2.0%	-1.5%	5.2%	6.5%	5.1%
MSCI China Capped 10% Index <sup>7</sup>				SGD	-1.4%	7.2%	10.5%	8.4%	6.1%
Fidelity Funds - China Focus Fund	19.5.15	19.5.15	A-ACC	USD	-1.0%	-0.8%	5.5%	-	1.3%
MSCI China Capped 10% Index				USD	-0.3%	7.9%	10.8%	-	4.3%
Fidelity Funds - China Focus Fund	24.9.07	24.9.07	A-ACC	EUR	0.3%	-1.4%	4.3%	7.4%	3.9%
MSCI China Capped 10% Index <sup>7</sup>				EUR	1.0%	7.4%	9.5%	9.4%	4.6%
Fidelity Funds - China Focus Fund	9.2.12	9.2.12	A-ACC	HKD	-0.6%	-1.1%	5.6%	-	5.8%
MSCI China Capped 10% Index				HKD	0.1%	7.6%	10.8%	-	7.1%
Fidelity Funds - China Focus Fund	25.9.13	25.9.13	Y	USD	5.4%	1.8%	7.6%	-	7.5%
MSCI China Capped 10% Index				USD	-0.3%	7.9%	10.8%	-	7.5%
Fidelity Funds - China Focus Fund	26.10.09	26.10.09	Y	GBP	2.5%	-0.1%	6.6%	8.5%	7.2%
MSCI China Capped 10% Index				GBP	-3.0%	5.9%	9.7%	9.0%	7.0%

Sub-Funds <sup>1</sup> / Benchmark	Launch Date	Since Inception Performance Start Date	Class of Shares	Currency of denomination of shares	1 Year	3 years <sup>3</sup>	5 years <sup>3</sup>	10 years <sup>3</sup>	Since Inception <sup>3</sup>
Fidelity Funds - China Focus Fund	5.10.15	5.10.15	Y	SGD	4.3%	1.2%	7.3%	-	6.7%
MSCI China Capped 10% Index				SGD	-1.4%	7.2%	10.5%	-	8.7%
Fidelity Funds - China Focus Fund	17.3.08	17.3.08	Y-ACC	USD	5.4%	1.9%	7.6%	6.7%	6.4%
MSCI China Capped 10% Index				USD	-0.3%	7.9%	10.8%	7.2%	6.2%
Fidelity Funds - China Focus Fund	12.9.13	12.9.13	Y-ACC	EUR	6.7%	1.3%	6.3%	-	9.3%
MSCI China Capped 10% Index				EUR	1.0%	7.4%	9.5%	-	9.2%
Fidelity Funds - China Focus Fund	12.6.15	12.6.15	SR-ACC	SGD	3.6%	0.5%	6.6%	-	2.3%
MSCI China Capped 10% Index				SGD	-1.4%	7.2%	10.5%	-	4.9%
Fidelity Funds - China Innovation Fund	23.11.09	23.11.09	A	USD	-3.1%	5.5%	8.6%	5.7%	4.7%
MSCI China All Share Index <sup>7</sup>				USD	3.1%	8.4%	11.0%	7.9%	6.6%
Fidelity Funds - China Innovation Fund <sup>2</sup>	24.3.21	24.3.21	A-ACC	USD	-	-	-	-	-
MSCI China All Share Index <sup>7</sup>				USD	-	-	-	-	-
Fidelity Funds - China Innovation Fund	23.11.09	23.11.09	A-ACC	EUR	-1.9%	4.8%	7.4%	7.8%	6.8%
MSCI China All Share Index <sup>7</sup>				EUR	4.4%	7.9%	9.7%	10.0%	8.7%
Fidelity Funds - China Innovation Fund	31.5.10	31.5.10	A-ACC	HKD	-2.7%	5.1%	8.7%	5.6%	5.7%
MSCI China All Share Index <sup>7</sup>				HKD	3.4%	8.1%	11.1%	7.9%	7.7%
Fidelity Funds - China Innovation Fund <sup>2</sup>	10.3.21	10.3.21	A-ACC	SGD	-	-	-	-	-
MSCI China All Share Index <sup>7</sup>				SGD	-	-	-	-	-
Fidelity Funds - China Innovation Fund <sup>2</sup>	24.3.21	24.3.21	A-ACC (SGD/ USD hedged)	SGD	-	-	-	-	-
MSCI China All Share Index <sup>7</sup>				SGD	-	-	-	-	-
Fidelity Funds - China Innovation Fund	23.11.09	23.11.09	Y-ACC	USD	3.1%	8.3%	10.7%	7.1%	6.0%
MSCI China All Share Index <sup>7</sup>				USD	3.1%	8.4%	11.0%	7.9%	6.6%
Fidelity Funds - China Innovation Fund <sup>2</sup>	10.3.21	10.3.21	Y-ACC	EUR	-	-	-	-	-
MSCI China All Share Index <sup>7</sup>				EUR	-	-	-	-	-

Sub-Funds <sup>1</sup> / Benchmark	Launch Date	Since Inception Performance Start Date	Class of Shares	Currency of denomination of shares	1 Year	3 years <sup>3</sup>	5 years <sup>3</sup>	10 years <sup>3</sup>	Since Inception <sup>3</sup>
Fidelity Funds - China Innovation Fund <sup>2</sup>	24.3.21	24.3.21	Y-ACC	SGD	-	-	-	-	-
MSCI China All Share Index <sup>7</sup>				SGD	-	-	-	-	-
Fidelity Funds - Emerging Asia Fund	21.4.08	21.4.08	A	USD	6.6%	5.9%	8.2%	6.4%	5.8%
MSCI Emerging Asia Composite Index (Net)				USD	18.9%	7.5%	9.1%	6.2%	5.0%
Fidelity Funds - Emerging Asia Fund	21.4.08	21.4.08	A	EUR	7.9%	5.3%	7.0%	8.5%	8.2%
MSCI Emerging Asia Composite Index (Net)				EUR	20.5%	7.0%	7.8%	8.3%	7.4%
Fidelity Funds - Emerging Asia Fund	14.10.08	14.10.08	Y-ACC	USD	13.4%	8.7%	10.3%	7.8%	11.8%
MSCI Emerging Asia Composite Index (Net)				USD	18.9%	7.5%	9.1%	6.2%	9.5%
Fidelity Funds - Emerging Europe, Middle East and Africa Fund	11.6.07	11.6.07	A	USD	47.0%	14.1%	10.2%	4.7%	5.3%
MSCI Emerging EMEA Capped 5% Index (Net)				USD	38.0%	8.0%	6.9%	0.7%	1.2%
Fidelity Funds - Emerging Europe, Middle East and Africa Fund	11.6.07	11.6.07	A	EUR	48.8%	13.5%	8.9%	6.8%	6.3%
MSCI Emerging EMEA Capped 5% Index (Net)				EUR	39.8%	7.5%	5.6%	2.7%	2.1%
Fidelity Funds - Emerging Europe, Middle East and Africa Fund	14.7.08	14.7.08	Y-ACC	USD	56.4%	17.2%	12.3%	6.1%	5.4%
MSCI Emerging EMEA Capped 5% Index (Net)				USD	38.0%	8.0%	6.9%	0.7%	0.7%
Fidelity Funds - Emerging Markets Focus Fund	29.9.14	29.9.14	A	USD	24.1%	15.3%	13.8%	-	9.5%
MSCI Emerging Markets Index (Net)				USD	21.1%	9.9%	10.4%	-	6.2%
Fidelity Funds - Emerging Markets Focus Fund	29.9.14	29.9.14	A	EUR	25.7%	14.6%	12.5%	-	10.6%
MSCI Emerging Markets Index (Net)				EUR	22.7%	9.3%	9.1%	-	7.3%
Fidelity Funds - Emerging Markets Focus Fund	29.9.14	29.9.14	Y-ACC	USD	32.2%	18.4%	16.0%	-	11.3%
MSCI Emerging Markets Index (Net)				USD	21.1%	9.9%	10.4%	-	6.2%

Sub-Funds <sup>1</sup> / Benchmark	Launch Date	Since Inception Performance Start Date	Class of Shares	Currency of denomination of shares	1 Year	3 years <sup>3</sup>	5 years <sup>3</sup>	10 years <sup>3</sup>	Since Inception <sup>3</sup>
Fidelity Funds - Emerging Markets Fund	18.10.93	18.10.93	A	USD	21.0%	12.9%	11.1%	6.7%	5.0%
MSCI Emerging Markets Index <sup>7</sup>				USD	21.1%	9.9%	10.4%	4.9%	6.4%
Fidelity Funds - Emerging Markets Fund	15.5.06	15.5.06	A	SGD	19.7%	12.2%	10.8%	7.9%	4.6%
MSCI Emerging Markets Index				SGD	19.8%	9.2%	10.1%	6.0%	4.4%
Fidelity Funds - Emerging Markets Fund	25.9.06	25.9.06	A-ACC	USD	21.0%	12.9%	11.1%	6.7%	6.4%
MSCI Emerging Markets Index				USD	21.1%	9.9%	10.4%	4.9%	6.1%
Fidelity Funds - Emerging Markets Fund	28.3.18	28.3.18	A-ACC (SGD/ USD hedged)	SGD	20.4%	12.0%	-	-	6.0%
MSCI Emerging Markets (Net) Tran-83238 Index				SGD	21.1%	9.9%	-	-	5.5%
Fidelity Funds - Emerging Markets Fund	17.3.08	17.3.08	Y-ACC	USD	28.8%	16.0%	13.2%	8.1%	5.6%
MSCI Emerging Markets Index				USD	21.1%	9.9%	10.4%	4.9%	4.1%
Fidelity Funds - Emerging Markets Fund	12.6.15	12.6.15	SR-ACC	SGD	26.6%	14.5%	12.2%	-	8.9%
MSCI Emerging Markets Index				SGD	19.8%	9.2%	10.1%	-	7.3%
Fidelity Funds - Euro STOXX 50® Fund	3.11.98	3.11.98	A	EUR	23.8%	8.1%	8.5%	8.8%	3.7%
Euro STOXX® 50 Index (Net)				EUR	30.5%	9.7%	9.3%	9.1%	4.1%
Fidelity Funds - European Dynamic Growth Fund	15.1.01	9.2.01	A	EUR	12.7%	11.0%	11.8%	13.3%	7.2%
MSCI Europe Index (Net) <sup>7</sup>				EUR	30.9%	9.2%	8.8%	9.6%	5.6%
Fidelity Funds - European Dynamic Growth Fund	11.3.15	11.3.15	A	SGD	10.1%	10.9%	12.8%	-	11.0%
MSCI Europe Index (Net)				SGD	27.8%	9.0%	9.8%	-	6.4%
Fidelity Funds - European Dynamic Growth Fund	25.9.06	25.9.06	A-ACC	EUR	12.7%	11.0%	11.8%	13.3%	8.5%
MSCI Europe Index (Net) <sup>7</sup>				EUR	30.9%	9.2%	8.8%	9.6%	5.2%
Fidelity Funds - European Dynamic Growth Fund	10.1.14	10.1.14	A-ACC (hedged)	USD	12.7%	12.3%	13.8%	-	12.2%
MSCI Europe Index (Net) Hedged to USD				USD	31.0%	10.7%	11.1%	-	8.6%

Sub-Funds <sup>1</sup> / Benchmark	Launch Date	Since Inception Performance Start Date	Class of Shares	Currency of denomination of shares	1 Year	3 years <sup>3</sup>	5 years <sup>3</sup>	10 years <sup>3</sup>	Since Inception <sup>3</sup>
Fidelity Funds - European Dynamic Growth Fund	20.8.15	20.8.15	A-ACC (hedged)	SGD	12.5%	11.6%	13.1%	-	12.2%
MSCI Europe Index (Net) Hedged to SGD				SGD	30.7%	9.9%	10.5%	-	8.8%
Fidelity Funds - European Dynamic Growth Fund	25.9.13	25.9.13	Y	EUR	19.9%	14.0%	14.0%	-	13.0%
MSCI Europe Index (Net)				EUR	30.9%	9.2%	8.8%	-	7.6%
Fidelity Funds - European Dynamic Growth Fund	22.10.07	22.10.07	Y-ACC	EUR	19.9%	14.0%	14.0%	14.8%	8.8%
MSCI Europe Index (Net)				EUR	30.9%	9.2%	8.8%	9.6%	4.2%
Fidelity Funds - European Dynamic Growth Fund	13.12.17	13.12.17	Y-ACC (hedged)	USD	20.0%	15.3%	-	-	15.8%
MSCI Europe Index (Net) Hedged to USD				USD	31.0%	10.7%	-	-	9.1%
Fidelity Funds - European Growth Fund	1.10.90	1.10.90	A	EUR	17.8%	2.6%	5.3%	7.9%	8.9%
MSCI Europe Index (Net) <sup>7</sup>				EUR	30.9%	9.4%	9.2%	10.1%	8.7%
Fidelity Funds - European Growth Fund	27.10.10	27.10.10	A	SGD	15.0%	2.5%	6.2%	7.0%	4.9%
MSCI Europe Index (Net) <sup>7</sup>				SGD	27.8%	9.3%	10.2%	9.1%	7.2%
Fidelity Funds - European Growth Fund	10.1.14	10.1.14	A-ACC (hedged)	USD	17.4%	3.8%	7.1%	-	6.4%
MSCI Europe Index (Net) Hedged to USD <sup>7</sup>				USD	31.0%	10.9%	11.5%	-	9.2%
Fidelity Funds - European Growth Fund	17.3.08	17.3.08	Y-ACC	EUR	25.3%	5.3%	7.3%	9.3%	5.9%
MSCI Europe Index (Net) <sup>7</sup>				EUR	30.9%	9.4%	9.2%	10.1%	6.8%
Fidelity Funds - European Growth Fund	12.6.15	12.6.15	SR-ACC	EUR	24.6%	4.6%	6.6%	-	3.9%
MSCI Europe Index (Net) <sup>7</sup>				EUR	30.9%	9.4%	9.2%	-	5.9%
Fidelity Funds - European Growth Fund	12.6.15	12.6.15	SR-ACC	SGD	21.7%	4.6%	7.6%	-	4.7%
MSCI Europe Index (Net) <sup>7</sup>				SGD	27.8%	9.3%	10.2%	-	6.7%
Fidelity Funds - European Larger Companies Fund	16.9.02	16.9.02	A	EUR	17.7%	2.5%	5.2%	8.7%	6.3%
MSCI Europe Index (Net)				EUR	30.9%	9.2%	8.8%	9.6%	6.8%

Sub-Funds <sup>1</sup> / Benchmark	Launch Date	Since Inception Performance Start Date	Class of Shares	Currency of denomination of shares	1 Year	3 years <sup>3</sup>	5 years <sup>3</sup>	10 years <sup>3</sup>	Since Inception <sup>3</sup>
Fidelity Funds - European Larger Companies Fund	10.4.19	10.4.19	I-ACC (SGD/ EUR hedged)	SGD	26.5%	-	-	-	7.3%
MSCI Europe Index (Net) SGD/EUR Hedged				SGD	32.2%	-	-	-	11.7%
Fidelity Funds - European Smaller Companies Fund	1.12.95	28.12.95	A	EUR	38.6%	10.5%	12.0%	12.6%	11.1%
EMIX Smaller European Companies Index (Gross)				EUR	44.9%	13.1%	12.9%	13.5%	10.8%
Fidelity Funds - European Smaller Companies Fund	10.1.14	10.1.14	A-ACC (hedged)	USD	37.0%	11.6%	14.1%	-	11.8%
EMIX Smaller European Companies Index (Gross) Hedged to USD				USD	45.4%	15.4%	15.8%	-	13.1%
Fidelity Funds - European Smaller Companies Fund	17.3.08	17.3.08	Y-ACC	EUR	47.5%	13.4%	14.1%	14.1%	10.5%
EMIX Smaller European Companies Index (Gross)				EUR	44.9%	13.1%	12.9%	13.5%	10.0%
Fidelity Funds - France Fund	1.10.90	1.10.90	A	EUR	56.6%	-0.9%	1.4%	6.0%	6.8%
CAC All-Tradable Index (Net) <sup>7</sup>				EUR	36.1%	8.4%	10.3%	10.1%	8.1%
Fidelity Funds - Germany Fund	1.10.90	1.10.90	A	EUR	11.5%	6.2%	7.7%	11.1%	8.0%
HDAX® Total Return Index <sup>7</sup>				EUR	23.8%	8.4%	9.3%	11.5%	8.2%
Fidelity Funds - Germany Fund	25.9.06	25.9.06	A-ACC	EUR	11.5%	6.2%	7.7%	11.1%	6.9%
HDAX® Total Return Index				EUR	23.8%	8.4%	9.3%	11.5%	7.4%
Fidelity Funds - Germany Fund	9.4.14	9.4.14	A-ACC (hedged)	USD	12.7%	8.3%	9.9%	-	8.4%
HDAX® Total Return Hedged to USD				USD	25.2%	10.9%	11.7%	-	9.7%
Fidelity Funds - Germany Fund	24.2.15	24.2.15	A-ACC (hedged)	CHF	11.3%	6.0%	7.5%	-	5.5%
HDAX® Total Return Index Hedged to CHF				CHF	23.4%	8.3%	9.1%	-	6.2%
Fidelity Funds - Germany Fund	20.8.15	20.8.15	Y	EUR	18.7%	9.1%	9.8%	-	8.0%
HDAX® Total Return Index				EUR	23.8%	8.4%	9.3%	-	8.0%
Fidelity Funds - Germany Fund	25.3.08	25.3.08	Y-ACC	EUR	18.6%	9.0%	9.8%	12.6%	8.4%
HDAX® Total Return Index				EUR	23.8%	8.4%	9.3%	11.5%	7.5%



Sub-Funds <sup>1</sup> / Benchmark	Launch Date	Since Inception Performance Start Date	Class of Shares	Currency of denomination of shares	1 Year	3 years <sup>3</sup>	5 years <sup>3</sup>	10 years <sup>3</sup>	Since Inception <sup>3</sup>
Fidelity Funds - Germany Fund	7.8.15	7.8.15	Y-ACC (hedged)	USD	19.9%	11.3%	12.1%	-	8.4%
HDAX® Total Return Index Hedged to USD				USD	25.2%	10.9%	11.7%	-	8.4%
Fidelity Funds - Germany Fund	7.8.15	7.8.15	Y-ACC (hedged)	CHF	18.3%	8.8%	9.5%	-	6.4%
HDAX® Total Return Index Hedged to CHF				CHF	23.4%	8.3%	9.1%	-	6.1%
Fidelity Funds - Global Demographics Fund	14.3.12	14.3.12	A-ACC	USD	20.9%	14.3%	13.8%	-	12.1%
MSCI ACWI Index (Net)				USD	28.6%	14.3%	14.3%	-	11.0%
Fidelity Funds - Global Demographics Fund	28.3.18	28.3.18	A-ACC	SGD	19.6%	13.5%	-	-	14.4%
MSCI ACWI Index (Net)				SGD	27.3%	13.6%	-	-	14.9%
Fidelity Funds - Global Demographics Fund	28.3.18	28.3.18	A-ACC (SGD/ USD hedged)	SGD	20.5%	13.4%	-	-	12.6%
MSCI ACWI (Net) Tran-83240 Index				SGD	28.6%	14.3%	-	-	14.0%
Fidelity Funds - Global Demographics Fund	14.3.12	14.3.12	Y-ACC	USD	28.6%	17.4%	16.0%	-	13.7%
MSCI ACWI Index (Net)				USD	28.6%	14.3%	14.3%	-	11.0%
Fidelity Funds - Global Financial Services Fund	16.10.13	16.10.13	A	USD	34.7%	9.7%	11.0%	-	7.9%
MSCI AC World Financials Index <sup>7</sup>				USD	43.7%	8.4%	10.4%	-	6.7%
Fidelity Funds - Global Financial Services Fund	1.9.00	1.9.00	A	EUR	36.5%	9.1%	9.8%	12.1%	4.3%
MSCI AC World Financials Index <sup>7</sup>				EUR	45.6%	7.9%	9.1%	11.0%	2.7%
Fidelity Funds - Global Financial Services Fund	8.9.00	2.10.00	A	GBP	31.1%	7.6%	10.0%	11.7%	6.0%
MSCI AC World Financials Index <sup>7</sup>				GBP	39.8%	6.4%	9.3%	10.6%	4.3%
Fidelity Funds - Global Financial Services Fund	19.2.16	19.2.16	A-ACC	SGD	33.2%	9.0%	10.7%	-	11.7%
MSCI AC World Financials Index <sup>7</sup>				SGD	42.2%	7.7%	10.1%	-	11.4%
Fidelity Funds - Global Financial Services Fund	20.8.15	20.8.15	A-ACC (hedged)	USD	34.9%	10.0%	11.3%	-	8.7%
MSCI AC World Financials Index (Net) Hedged to USD <sup>7</sup>				USD	43.4%	8.9%	11.0%	-	8.5%

Sub-Funds <sup>1</sup> / Benchmark	Launch Date	Since Inception Performance Start Date	Class of Shares	Currency of denomination of shares	1 Year	3 years <sup>3</sup>	5 years <sup>3</sup>	10 years <sup>3</sup>	Since Inception <sup>3</sup>
Fidelity Funds - Global Financial Services Fund	25.9.13	25.9.13	Y	EUR	45.2%	12.0%	11.9%	-	11.8%
MSCI AC World Financials Index <sup>7</sup>				EUR	45.6%	7.9%	9.1%	-	8.8%
Fidelity Funds - Global Financial Services Fund	8.11.17	8.11.17	Y-ACC	USD	43.4%	12.7%	-	-	10.6%
MSCI AC World Financials Index				USD	43.7%	8.4%	-	-	6.8%
Fidelity Funds - Global Financial Services Fund	25.3.08	25.3.08	Y-ACC	EUR	45.3%	12.0%	11.9%	13.6%	8.4%
MSCI AC World Financials Index <sup>7</sup>				EUR	45.6%	7.9%	9.1%	11.0%	5.4%
Fidelity Funds - Global Focus Fund	14.1.03	14.1.03	A	USD	23.4%	13.5%	13.9%	11.0%	9.3%
MSCI ACWI Index (Net) <sup>7</sup>				USD	28.6%	14.3%	14.3%	11.3%	9.1%
Fidelity Funds - Global Focus Fund	12.5.16	12.5.16	A-ACC	USD	23.5%	13.6%	13.9%	-	14.6%
MSCI ACWI Index (Net)				USD	28.6%	14.3%	14.3%	-	14.6%
Fidelity Funds - Global Health Care Fund	1.9.00	1.9.00	A	EUR	20.0%	12.2%	11.0%	14.9%	5.5%
MSCI AC World Health Care Index <sup>7</sup>				EUR	24.3%	14.0%	12.2%	16.7%	6.8%
Fidelity Funds - Global Health Care Fund	27.3.13	27.3.13	A-ACC	USD	18.5%	12.8%	12.3%	-	11.9%
MSCI AC World Health Care Index				USD	22.7%	14.6%	13.5%	-	13.0%
Fidelity Funds - Global Industrials Fund	1.9.00	1.9.00	A	EUR	30.1%	5.8%	7.4%	7.1%	5.7%
MSCI AC World Industrials + Materials + Energy Index (Net) <sup>7</sup>				EUR	34.9%	7.0%	8.3%	7.9%	5.3%
Fidelity Funds - Global Low Volatility Equity Fund	4.12.18	4.12.18	A-ACC	USD	6.5%	-	-	-	8.9%
MSCI World Index (Net)				USD	29.8%	-	-	-	19.6%
Fidelity Funds - Global Low Volatility Equity Fund	4.12.18	4.12.18	A- MINCOME (G)	USD	6.4%	-	-	-	8.8%
MSCI World Index (Net)				USD	29.8%	-	-	-	19.6%

Sub-Funds <sup>1</sup> / Benchmark	Launch Date	Since Inception Performance Start Date	Class of Shares	Currency of denomination of shares	1 Year	3 years <sup>3</sup>	5 years <sup>3</sup>	10 years <sup>3</sup>	Since Inception <sup>3</sup>
Fidelity Funds - Global Low Volatility Equity Fund  MSCI World Index (Net) Hedged to SGD	9.10.19	9.10.19	A-MINCOME (G) (SGD/USD hedged)	SGD	6.2%	-	-	-	6.3%
				SGD	30.2%	-	-	-	22.9%
Fidelity Funds - Global Property Fund  FTSE EPRA/NAREIT Developed Index (Net)	5.12.05	5.12.05	A	USD	16.7%	5.4%	4.6%	6.2%	4.2%
				USD	33.3%	7.6%	5.6%	7.5%	5.7%
Fidelity Funds - Global Property Fund  FTSE EPRA/NAREIT Developed Index (Net)	5.12.05	5.12.05	A	EUR	18.2%	4.8%	3.4%	8.4%	4.2%
				EUR	35.1%	7.0%	4.4%	9.7%	5.6%
Fidelity Funds - Global Property Fund  FTSE EPRA/NAREIT Developed Index (Net)	5.12.05	5.12.05	A-ACC	USD	16.7%	5.4%	4.6%	6.3%	4.2%
				USD	33.3%	7.6%	5.6%	7.5%	5.7%
Fidelity Funds - Global Property Fund  FTSE EPRA/NAREIT Developed Index (Net)	5.12.05	5.12.05	A-ACC	EUR	18.2%	4.8%	3.4%	8.4%	4.2%
				EUR	35.1%	7.0%	4.4%	9.7%	5.6%
Fidelity Funds - Global Technology Fund  MSCI AC World Information Technology Index <sup>7</sup>	1.9.99	30.9.99	A	EUR	35.2%	26.7%	24.8%	23.2%	7.3%
				EUR	34.9%	27.6%	26.9%	23.6%	7.7%
Fidelity Funds - Global Technology Fund  MSCI AC World Information Technology Index	9.4.14	9.4.14	A-ACC	USD	33.5%	27.4%	26.2%	-	22.1%
				USD	33.1%	28.3%	28.4%	-	22.4%
Fidelity Funds - Global Technology Fund  MSCI AC World Information Technology Index	13.6.18	13.6.18	A-ACC	SGD	32.1%	26.6%	-	-	25.8%
				SGD	31.7%	27.5%	-	-	27.4%
Fidelity Funds - Global Technology Fund  MSCI AC World Information Technology Index	23.2.17	23.2.17	Y-ACC	USD	42.1%	30.8%	-	-	28.4%
				USD	33.1%	28.3%	-	-	28.5%
Fidelity Funds - Global Thematic Opportunities Fund  MSCI ACWI Index <sup>7</sup>	31.12.91	31.12.91	A	USD	21.3%	8.7%	9.8%	9.4%	7.1%
				USD	27.6%	14.3%	14.5%	12.0%	7.9%

Sub-Funds <sup>1</sup> / Benchmark	Launch Date	Since Inception Performance Start Date	Class of Shares	Currency of denomination of shares	1 Year	3 years <sup>3</sup>	5 years <sup>3</sup>	10 years <sup>3</sup>	Since Inception <sup>3</sup>
Fidelity Funds - Global Thematic Opportunities Fund	16.2.04	16.2.04	A	EUR	22.9%	8.1%	8.6%	11.6%	7.3%
MSCI ACWI Index <sup>7</sup>				EUR	29.3%	13.8%	13.1%	14.2%	8.8%
Fidelity Funds - Global Thematic Opportunities Fund	3.7.06	3.7.06	A-ACC	USD	21.3%	8.7%	9.8%	9.4%	5.8%
MSCI ACWI Index <sup>7</sup>				USD	27.6%	14.3%	14.5%	12.0%	7.8%
Fidelity Funds - Global Thematic Opportunities Fund	3.7.06	3.7.06	A-ACC	EUR	22.9%	8.1%	8.6%	11.6%	6.3%
MSCI ACWI Index <sup>7</sup>				EUR	29.3%	13.8%	13.1%	14.2%	8.4%
Fidelity Funds - Global Thematic Opportunities Fund <sup>2</sup>	14.4.21	14.4.21	A-ACC	HKD	-	-	-	-	-
MSCI ACWI Index <sup>7</sup>				HKD	-	-	-	-	-
Fidelity Funds - Global Thematic Opportunities Fund <sup>2</sup>	14.4.21	14.4.21	I-ACC	USD	-	-	-	-	-
MSCI ACWI Index <sup>7</sup>				USD	-	-	-	-	-
Fidelity Funds - Global Thematic Opportunities Fund	9.10.13	9.10.13	Y	USD	29.1%	11.7%	12.0%	-	10.1%
MSCI ACWI Index <sup>7</sup>				USD	27.6%	14.3%	14.5%	-	11.4%
Fidelity Funds - Global Thematic Opportunities Fund	9.10.13	9.10.13	Y	EUR	30.7%	11.0%	10.7%	-	12.0%
MSCI ACWI Index <sup>7</sup>				EUR	29.3%	13.8%	13.1%	-	13.4%
Fidelity Funds - Global Thematic Opportunities Fund	14.7.08	14.7.08	Y-ACC	USD	29.2%	11.7%	11.9%	10.8%	7.6%
MSCI ACWI Index <sup>7</sup>				USD	27.6%	14.3%	14.5%	12.0%	8.7%
Fidelity Funds - Global Thematic Opportunities Fund <sup>2</sup>	14.4.21	14.4.21	Y-ACC	SGD	-	-	-	-	-
MSCI ACWI Index <sup>7</sup>				SGD	-	-	-	-	-

Sub-Funds <sup>1</sup> / Benchmark	Launch Date	Since Inception Performance Start Date	Class of Shares	Currency of denomination of shares	1 Year	3 years <sup>3</sup>	5 years <sup>3</sup>	10 years <sup>3</sup>	Since Inception <sup>3</sup>
Fidelity Funds - Greater China Fund	1.10.90	1.10.90	A	USD	7.5%	11.3%	13.2%	10.0%	12.8%
MSCI Golden Dragon Index (Net) <sup>7</sup>				USD	8.5%	11.1%	12.7%	8.8%	12.1%
Fidelity Funds - Greater China Fund	9.7.08	9.7.08	A	SGD	6.4%	10.5%	12.9%	11.2%	8.9%
MSCI Golden Dragon Index (Net) <sup>7</sup>				SGD	7.3%	10.4%	12.4%	10.0%	7.4%
Fidelity Funds - Greater China Fund	25.3.08	25.3.08	Y-ACC	USD	14.4%	14.3%	15.4%	11.4%	9.7%
MSCI Golden Dragon Index (Net) <sup>7</sup>				USD	8.5%	11.1%	12.7%	8.8%	6.6%
Fidelity Funds - Greater China Fund	12.6.15	12.6.15	SR-ACC	SGD	12.5%	12.8%	14.3%	-	9.7%
MSCI Golden Dragon Index (Net) <sup>7</sup>				SGD	7.3%	10.4%	12.4%	-	8.0%
Fidelity Funds - Greater China Fund II	16.5.11	16.5.11	S-ACC	SGD	13.2%	13.6%	15.0%	12.6%	10.8%
MSCI Golden Dragon Index (Net)				SGD	7.3%	10.4%	12.4%	10.0%	8.2%
Fidelity Funds - Iberia Fund	1.10.90	1.10.90	A	EUR	14.2%	-0.1%	3.8%	6.9%	8.9%
80% MSCI Spain Index (Net) 20% MSCI Portugal Index (Net) <sup>7</sup>				EUR	27.5%	1.7%	4.4%	3.3%	7.2%
Fidelity Funds - India Focus Fund	23.8.04	23.8.04	A	USD	49.0%	11.7%	12.3%	9.1%	12.1%
MSCI India Capped 8% Index (Net) <sup>7</sup>				USD	56.3%	13.5%	13.0%	8.6%	13.1%
Fidelity Funds - India Focus Fund	27.8.07	27.8.07	A	SGD	47.5%	11.0%	12.0%	10.4%	4.8%
MSCI India Capped 8% Index (Net) <sup>7</sup>				SGD	54.6%	12.8%	12.7%	9.8%	5.6%
Fidelity Funds - India Focus Fund	17.3.08	17.3.08	Y-ACC	USD	58.6%	14.7%	14.4%	10.6%	7.6%
MSCI India Capped 8% Index (Net) <sup>7</sup>				USD	56.3%	13.5%	13.0%	8.6%	6.6%
Fidelity Funds - Indonesia Fund	5.12.94	5.12.94	A	USD	3.4%	-1.3%	-2.7%	-1.9%	3.4%
MSCI Indonesia IMI Capped 8% Index <sup>7</sup>				USD	10.2%	-2.5%	-2.6%	-2.2%	1.8%
Fidelity Funds - Indonesia Fund	25.3.08	25.3.08	Y-ACC	USD	10.1%	1.4%	-0.9%	-0.6%	4.5%
MSCI Indonesia IMI Capped 8% Index <sup>7</sup>				USD	10.2%	-2.5%	-2.6%	-2.2%	2.1%

Sub-Funds <sup>1</sup> / Benchmark	Launch Date	Since Inception Performance Start Date	Class of Shares	Currency of denomination of shares	1 Year	3 years <sup>3</sup>	5 years <sup>3</sup>	10 years <sup>3</sup>	Since Inception <sup>3</sup>
Fidelity Funds - Italy Fund	1.10.90	1.10.90	A	EUR	32.6%	8.0%	7.5%	8.8%	7.8%
FTSE Italia All Share Index (Net) <sup>7</sup>				EUR	35.5%	10.7%	11.5%	8.8%	5.7%
Fidelity Funds - Italy Fund	7.5.13	7.5.13	A-ACC	EUR	32.6%	8.0%	7.6%	-	6.9%
FTSE Italia All Share Index (Net) <sup>7</sup>				EUR	35.5%	10.7%	11.5%	-	8.7%
Fidelity Funds - Italy Fund	20.8.15	20.8.15	Y	EUR	41.1%	10.9%	9.6%	-	4.7%
FTSE Italia All Share Index (Net) <sup>7</sup>				EUR	35.5%	10.7%	11.5%	-	4.9%
Fidelity Funds - Italy Fund	22.10.07	22.10.07	Y-ACC	EUR	41.2%	10.9%	9.6%	10.3%	2.1%
FTSE Italia All Share Index (Net) <sup>7</sup>				EUR	35.5%	10.7%	11.5%	8.8%	0.3%
Fidelity Funds - Japan Advantage Fund	30.1.03	31.1.03	A	JPY	25.9%	6.4%	11.1%	10.6%	8.2%
TOPIX Total Return Index <sup>7</sup>				JPY	23.8%	6.6%	10.6%	11.2%	7.5%
Fidelity Funds - Japan Aggressive Fund	6.5.14	6.5.14	A	JPY	21.5%	7.9%	13.9%	-	12.6%
TOPIX Total Return Index				JPY	23.8%	6.6%	10.6%	-	9.4%
Fidelity Funds - Japan Aggressive Fund	14.8.06	14.8.06	I-ACC	JPY	29.5%	11.0%	16.4%	17.6%	6.2%
TOPIX Total Return Index				JPY	23.8%	6.6%	10.6%	12.2%	3.4%
Fidelity Funds - Japan Smaller Companies Fund	6.12.91	6.12.91	A	JPY	14.8%	4.5%	10.2%	11.9%	3.5%
Russell/Nomura Mid Small Cap Japan with Dividends Index <sup>7</sup>				JPY	21.0%	4.6%	9.8%	12.1%	3.4%
Fidelity Funds - Latin America Fund	9.5.94	25.5.94	A	USD	25.8%	4.9%	3.7%	-2.0%	5.3%
MSCI EM Latin America Index (Net) <sup>7</sup>				USD	34.7%	3.9%	3.9%	-1.2%	7.4%
Fidelity Funds - Latin America Fund	19.5.15	19.5.15	A-ACC	USD	25.8%	4.8%	3.7%	-	1.6%
MSCI EM Latin America Index (Net) <sup>7</sup>				USD	34.7%	3.9%	3.9%	-	1.9%
Fidelity Funds - Latin America Fund	16.4.15	16.4.15	A-ACC	EUR	27.4%	4.2%	2.5%	-	0.4%
MSCI EM Latin America Index (Net) <sup>7</sup>				EUR	36.5%	3.4%	2.7%	-	0.5%

Sub-Funds <sup>1</sup> / Benchmark	Launch Date	Since Inception Performance Start Date	Class of Shares	Currency of denomination of shares	1 Year	3 years <sup>3</sup>	5 years <sup>3</sup>	10 years <sup>3</sup>	Since Inception <sup>3</sup>
Fidelity Funds - Latin America Fund	25.3.08	25.3.08	Y-ACC	USD	33.9%	7.7%	5.7%	-0.7%	0.7%
MSCI EM Latin America Index (Net) <sup>7</sup>				USD	34.7%	3.9%	3.9%	-1.2%	0.0%
Fidelity Funds - Malaysia Fund	1.10.90	1.10.90	A	USD	7.0%	-0.2%	3.0%	0.9%	6.4%
MSCI Malaysia IMI Custom Capped Index <sup>7</sup>				USD	5.5%	-1.0%	1.8%	0.6%	3.8%
Fidelity Funds - Malaysia Fund	25.3.08	25.3.08	Y-ACC	USD	14.0%	2.5%	5.0%	2.3%	4.1%
MSCI Malaysia IMI Custom Capped Index <sup>7</sup>				USD	5.5%	-1.0%	1.8%	0.6%	2.6%
Fidelity Funds - Nordic Fund	1.10.90	1.10.90	A	SEK	30.9%	5.1%	10.1%	13.4%	12.4%
FTSE Nordic 30 Index				SEK	36.5%	15.5%	15.7%	15.2%	11.9%
Fidelity Funds - Pacific Fund	10.1.94	10.1.94	A	USD	26.5%	10.4%	9.9%	9.1%	6.0%
MSCI AC Pacific Index (Net) <sup>7</sup>				USD	16.9%	8.9%	10.2%	7.4%	4.1%
Fidelity Funds - Pacific Fund	9.4.14	9.4.14	A	SGD	25.1%	9.7%	9.6%	-	9.1%
MSCI AC Pacific Index (Net)				SGD	15.7%	8.2%	9.9%	-	8.6%
Fidelity Funds - Pacific Fund	3.6.15	3.6.15	A (hedged)	USD	27.4%	10.2%	10.6%	-	6.6%
MSCI AC Pacific Index (Net) Hedged to USD				USD	17.8%	9.4%	11.6%	-	7.0%
Fidelity Funds - Pacific Fund	2.6.08	2.6.08	A-ACC	EUR	28.0%	9.7%	8.7%	11.3%	8.3%
MSCI AC Pacific Index (Net)				EUR	18.5%	8.4%	8.9%	9.5%	6.8%
Fidelity Funds - Pacific Fund	9.10.13	9.10.13	Y	USD	34.6%	13.3%	12.1%	-	10.3%
MSCI AC Pacific Index (Net)				USD	16.9%	8.9%	10.2%	-	7.0%
Fidelity Funds - Pacific Fund	17.3.08	17.3.08	Y-ACC	USD	34.6%	13.3%	12.1%	10.6%	8.5%
MSCI AC Pacific Index (Net)				USD	16.9%	8.9%	10.2%	7.4%	5.7%
Fidelity Funds - Pacific Fund	12.9.13	12.9.13	Y-ACC	EUR	36.3%	12.7%	10.8%	-	12.1%
MSCI AC Pacific Index (Net)				EUR	18.5%	8.4%	8.9%	-	8.7%

Sub-Funds <sup>1</sup> / Benchmark	Launch Date	Since Inception Performance Start Date	Class of Shares	Currency of denomination of shares	1 Year	3 years <sup>3</sup>	5 years <sup>3</sup>	10 years <sup>3</sup>	Since Inception <sup>3</sup>
Fidelity Funds - Singapore Fund	1.10.90	1.10.90	A	USD	16.3%	2.6%	4.6%	2.6%	6.6%
FTSE Straits Times All Share Custom Index <sup>7</sup>				USD	23.0%	3.3%	5.7%	3.2%	7.0%
Fidelity Funds - Singapore Fund	27.8.07	27.8.07	A	SGD	15.1%	2.0%	4.3%	3.7%	2.6%
FTSE Straits Times All Share Custom Index <sup>7</sup>				SGD	21.7%	2.7%	5.4%	4.3%	2.9%
Fidelity Funds - Singapore Fund	15.9.15	15.9.15	Y	USD	23.8%	5.4%	6.6%	-	6.9%
FTSE Straits Times All Share Custom Index				USD	23.0%	3.3%	5.7%	-	6.4%
Fidelity Funds - Singapore Fund	15.9.15	15.9.15	Y	SGD	22.5%	4.7%	6.3%	-	6.2%
FTSE Straits Times All Share Custom Index				SGD	21.7%	2.7%	5.4%	-	5.6%
Fidelity Funds - Singapore Fund	25.3.08	25.3.08	Y-ACC	USD	23.8%	5.4%	6.6%	3.9%	5.0%
FTSE Straits Times All Share Custom Index <sup>7</sup>				USD	23.0%	3.3%	5.7%	3.2%	4.1%
Fidelity Funds - Singapore Fund	9.4.14	9.4.14	Y-ACC	SGD	22.5%	4.7%	6.3%	-	4.4%
FTSE Straits Times All Share Custom Index				SGD	21.7%	2.7%	5.4%	-	3.4%
Fidelity Funds - Sustainable Asia Equity Fund	1.10.90	1.10.90	A	USD	13.3%	10.8%	11.8%	6.5%	8.8%
MSCI AC Asia ex-Japan Index (Net) <sup>7</sup>				USD	17.6%	10.2%	11.4%	7.4%	7.0%
Fidelity Funds - Sustainable Asia Equity Fund	15.5.06	15.5.06	A	SGD	12.1%	10.0%	11.5%	7.7%	6.8%
MSCI AC Asia ex-Japan Index (Net) <sup>7</sup>				SGD	16.4%	9.6%	11.1%	8.6%	6.3%
Fidelity Funds - Sustainable Asia Equity Fund <sup>2</sup>	9.6.21	9.6.21	A-ACC (hedged)	EUR	-	-	-	-	-
MSCI AC Asia ex-Japan Index (Net) Hedged to EUR				EUR	-	-	-	-	-
Fidelity Funds - Sustainable Asia Equity Fund <sup>2</sup>	9.6.21	9.6.21	Y-ACC (hedged)	EUR	-	-	-	-	-
MSCI AC Asia ex-Japan Index (Net) Hedged to EUR				EUR	-	-	-	-	-



Sub-Funds <sup>1</sup> / Benchmark	Launch Date	Since Inception Performance Start Date	Class of Shares	Currency of denomination of shares	1 Year	3 years <sup>3</sup>	5 years <sup>3</sup>	10 years <sup>3</sup>	Since Inception <sup>3</sup>
Fidelity Funds - Sustainable Asia Equity Fund	12.6.15	12.6.15	SR-ACC	SGD	18.6%	12.3%	12.9%	-	9.9%
MSCI AC Asia ex-Japan Index (Net) <sup>7</sup>				SGD	16.4%	9.6%	11.1%	-	8.1%
Fidelity Funds - Sustainable China A Shares Fund <sup>5</sup>	17.11.21	17.11.21	A	EUR	-	-	-	-	-
MSCI China A International Net USD Index				EUR	-	-	-	-	-
Fidelity Funds - Sustainable China A Shares Fund <sup>5</sup>	17.11.21	17.11.21	A-ACC	USD	-	-	-	-	-
MSCI China A International Net USD Index				USD	-	-	-	-	-
Fidelity Funds - Sustainable China A Shares Fund <sup>5</sup>	17.11.21	17.11.21	A-ACC	EUR	-	-	-	-	-
MSCI China A International Net USD Index				EUR	-	-	-	-	-
Fidelity Funds - Sustainable China A Shares Fund <sup>5</sup>	17.11.21	17.11.21	A-ACC	RMB	-	-	-	-	-
MSCI China A International Net USD Index				RMB	-	-	-	-	-
Fidelity Funds - Sustainable China A Shares Fund <sup>5</sup>	17.11.21	17.11.21	A-ACC (SGD/ USD hedged)	SGD	-	-	-	-	-
MSCI China A International Net USD Index				SGD	-	-	-	-	-
Fidelity Funds - Sustainable China A Shares Fund <sup>5</sup>	17.11.21	17.11.21	Y-ACC	USD	-	-	-	-	-
MSCI China A International Net USD Index				USD	-	-	-	-	-
Fidelity Funds - Sustainable China A Shares Fund <sup>5</sup>	17.11.21	17.11.21	Y-ACC	EUR	-	-	-	-	-
MSCI China A Interna- tional Net USD Index				EUR	-	-	-	-	-
Fidelity Funds - Sustainable China A Shares Fund <sup>5</sup>	8.12.21	8.12.21	Y-ACC	RMB	-	-	-	-	-
MSCI China A International Net USD Index				RMB	-	-	-	-	-

Sub-Funds <sup>1</sup> / Benchmark	Launch Date	Since Inception Performance Start Date	Class of Shares	Currency of denomination of shares	1 Year	3 years <sup>3</sup>	5 years <sup>3</sup>	10 years <sup>3</sup>	Since Inception <sup>3</sup>
Fidelity Funds - Sustainable Climate Solutions Fund <sup>2</sup>	14.7.21	14.7.21	A	EUR	-	-	-	-	-
MSCI ACWI Index				EUR	-	-	-	-	-
Fidelity Funds - Sustainable Climate Solutions Fund <sup>2</sup>	6.7.21	6.7.21	A-ACC	USD	-	-	-	-	-
MSCI ACWI Index				USD	-	-	-	-	-
Fidelity Funds - Sustainable Climate Solutions Fund <sup>2</sup>	18.8.21	18.8.21	A-ACC	EUR	-	-	-	-	-
MSCI ACWI Index				EUR	-	-	-	-	-
Fidelity Funds - Sustainable Climate Solutions Fund <sup>2</sup>	6.7.21	6.7.21	A-ACC (SGD/ USD hedged)	SGD	-	-	-	-	-
MSCI ACWI Index				SGD	-	-	-	-	-
Fidelity Funds - Sustainable Climate Solutions Fund <sup>2</sup>	6.7.21	6.7.21	Y-ACC	USD	-	-	-	-	-
MSCI ACWI Index				USD	-	-	-	-	-
Fidelity Funds - Sustainable Consumer Brands Fund (formerly known as Fidelity Funds – Global Consumer Industries Fund)	1.9.00	1.9.00	A	EUR	14.8%	13.1%	12.5%	14.3%	7.1%
MSCI ACWI Index <sup>7</sup>				EUR	17.7%	13.2%	11.1%	14.2%	6.6%
Fidelity Funds - Sustainable Consumer Brands Fund (formerly known as Fidelity Funds – Global Consumer Industries Fund)	8.9.00	2.10.00	A	GBP	10.3%	11.5%	12.7%	13.9%	8.9%
MSCI ACWI Index <sup>7</sup>				GBP	13.1%	11.6%	11.3%	13.9%	8.5%
Fidelity Funds - Sustainable Consumer Brands Fund (formerly known as Fidelity Funds – Global Consumer Industries Fund)	27.3.13	27.3.13	A-ACC	USD	13.3%	13.8%	13.7%	-	11.3%
MSCI ACWI Index <sup>7</sup>				USD	16.2%	13.7%	12.4%	-	10.9%

Sub-Funds <sup>1</sup> / Benchmark	Launch Date	Since Inception Performance Start Date	Class of Shares	Currency of denomination of shares	1 Year	3 years <sup>3</sup>	5 years <sup>3</sup>	10 years <sup>3</sup>	Since Inception <sup>3</sup>
Fidelity Funds - Sustainable Europe Equity Fund (formerly known as Fidelity Funds – Euro Blue Chip Fund)	30.9.98	30.9.98	A	EUR	12.2%	4.8%	5.4%	8.1%	4.8%
MSCI Europe Index <sup>7</sup>				EUR	32.4%	9.0%	9.5%	9.8%	5.0%
Fidelity Funds - Sustainable Europe Equity Fund (formerly known as Fidelity Funds – Euro Blue Chip Fund)	3.7.06	3.7.06	A-ACC	EUR	12.2%	4.8%	5.4%	8.1%	3.8%
MSCI Europe Index <sup>7</sup>				EUR	32.4%	9.0%	9.5%	9.8%	4.5%
Fidelity Funds - Sustainable Europe Equity Fund (formerly known as Fidelity Funds – Euro Blue Chip Fund)	10.1.14	10.1.14	A-ACC (hedged)	USD	13.1%	7.0%	7.6%	-	5.8%
MSCI Europe Index Hedged to USD <sup>7</sup>				USD	34.1%	11.3%	11.9%	-	9.1%
Fidelity Funds - Sustainable Europe Equity Fund (formerly known as Fidelity Funds – Euro Blue Chip Fund)	5.11.13	5.11.13	A-ACC (hedged)	CZK	12.5%	5.6%	5.5%	-	4.7%
MSCI Europe Index Hedged to CZK <sup>7</sup>				CZK	32.4%	9.3%	9.5%	-	7.7%
Fidelity Funds - Sustainable Europe Equity Fund (formerly known as Fidelity Funds – Euro Blue Chip Fund)	17.3.08	17.3.08	Y-ACC	EUR	19.4%	7.6%	7.4%	9.6%	5.6%
MSCI Europe Index <sup>7</sup>				EUR	32.4%	9.0%	9.5%	9.8%	5.2%
Fidelity Funds - Sustainable Eurozone Equity Fund <sup>2</sup>	10.2.21	10.2.21	A	EUR	-	-	-	-	-
MSCI EMU Index (Net)				EUR	-	-	-	-	-
Fidelity Funds - Sustainable Eurozone Equity Fund	12.12.05	12.12.05	A-ACC	EUR	24.2%	11.2%	10.0%	10.0%	5.2%
MSCI EMU Index (Net) <sup>7</sup>				EUR	32.4%	9.7%	9.1%	9.7%	5.4%

Sub-Funds <sup>1</sup> / Benchmark	Launch Date	Since Inception Performance Start Date	Class of Shares	Currency of denomination of shares	1 Year	3 years <sup>3</sup>	5 years <sup>3</sup>	10 years <sup>3</sup>	Since Inception <sup>3</sup>
Fidelity Funds - Sustainable Future Connectivity Fund (formerly known as Fidelity Funds – Future Connectivity Fund) <sup>2</sup>	23.11.20	28.10.20	A-ACC	USD	-	-	-	-	-
MSCI ACWI Index (Net)				USD	-	-	-	-	-
Fidelity Funds - Sustainable Future Connectivity Fund (formerly known as Fidelity Funds – Future Connectivity Fund)	11.12.18	11.12.18	A-ACC	EUR	20.6%	-	-	-	24.8%
MSCI ACWI Index (Net)				EUR	30.3%	-	-	-	18.0%
Fidelity Funds - Sustainable Future Connectivity Fund (formerly known as Fidelity Funds – Future Connectivity Fund) <sup>5</sup>	22.9.21	22.9.21	A-ACC (SGD/ USD hedged)	SGD	-	-	-	-	-
MSCI ACWI Index (Net)				SGD	-	-	-	-	-
Fidelity Funds - Sustainable Future Connectivity Fund (formerly known as Fidelity Funds – Future Connectivity Fund) <sup>2</sup>	23.11.20	28.10.20	Y-ACC	USD	-	-	-	-	-
MSCI ACWI Index (Net)				USD	-	-	-	-	-
Fidelity Funds - Sustainable Future Connectivity Fund (formerly known as Fidelity Funds – Future Connectivity Fund)	11.12.18	11.12.18	Y-ACC	EUR	28.5%	-	-	-	28.4%
MSCI ACWI Index (Net)				EUR	30.3%	-	-	-	18.0%
Fidelity Funds - Sustainable Japan Equity Fund	1.10.90	1.10.90	A	JPY	20.2%	9.7%	11.0%	10.5%	2.3%
TOPIX Total Return Index				JPY	23.8%	6.6%	10.6%	12.2%	2.3%
Fidelity Funds - Sustainable Japan Equity Fund	15.5.06	15.5.06	A	SGD	14.5%	9.3%	9.4%	7.7%	-0.3%
TOPIX Total Return Index				SGD	18.2%	6.3%	8.9%	9.4%	2.0%

Sub-Funds <sup>1</sup> / Benchmark	Launch Date	Since Inception Performance Start Date	Class of Shares	Currency of denomination of shares	1 Year	3 years <sup>3</sup>	5 years <sup>3</sup>	10 years <sup>3</sup>	Since Inception <sup>3</sup>
Fidelity Funds - Sustainable Japan Equity Fund	10.1.14	10.1.14	A-ACC (hedged)	USD	20.5%	11.1%	12.3%	-	7.3%
TOPIX Total Return Index Hedged USD				USD	24.1%	8.0%	12.0%	-	8.6%
Fidelity Funds - Sustainable US Equity Fund (formerly known as Fidelity Funds – American Diversified Fund)	1.3.04	1.3.04	A	USD	20.9%	13.9%	13.0%	12.4%	8.0%
S&P 500 Index (Net)				USD	30.6%	17.4%	17.4%	15.6%	9.6%
Fidelity Funds - Sustainable US Equity Fund (formerly known as Fidelity Funds – American Diversified Fund) <sup>2</sup>	11.8.21	11.8.21	A-ACC	USD	-	-	-	-	-
S&P 500 Index (Net)				USD	-	-	-	-	-
Fidelity Funds - Sustainable US Equity Fund (formerly known as Fidelity Funds – American Diversified Fund) <sup>2</sup>	11.8.21	11.8.21	A-ACC (hedged)	EUR	-	-	-	-	-
S&P 500 Index (Net) Hedged to EUR				EUR	-	-	-	-	-
Fidelity Funds - Sustainable US Equity Fund (formerly known as Fidelity Funds – American Diversified Fund) <sup>2</sup>	11.8.21	11.8.21	Y-ACC	GBP	-	-	-	-	-
S&P 500 Index (Net)				GBP	-	-	-	-	-
Fidelity Funds - Sustainable Water & Waste Fund	7.11.18	7.11.18	A-ACC	USD	27.3%	-	-	-	15.8%
MSCI ACWI Index (Net)				USD	28.6%	-	-	-	17.1%
Fidelity Funds - Sustainable Water & Waste Fund	7.11.18	7.11.18	A-ACC	EUR	29.0%	-	-	-	14.6%
MSCI ACWI Index (Net)				EUR	30.3%	-	-	-	15.9%
Fidelity Funds - Sustainable Water & Waste Fund	7.11.18	7.11.18	A-ACC (Euro/ USD hedged)	EUR	25.9%	-	-	-	13.3%
MSCI ACWI Index (Net)				EUR	30.3%	-	-	-	15.9%

Sub-Funds <sup>1</sup> / Benchmark	Launch Date	Since Inception Performance Start Date	Class of Shares	Currency of denomination of shares	1 Year	3 years <sup>3</sup>	5 years <sup>3</sup>	10 years <sup>3</sup>	Since Inception <sup>3</sup>
Fidelity Funds - Sustainable Water & Waste Fund <sup>2</sup>	10.2.21	10.2.21	A-ACC (SGD/ USD hedged)	SGD	-	-	-	-	-
				SGD	-	-	-	-	-
MSCI ACWI Index (Net)									
Fidelity Funds - Sustainable Water & Waste Fund <sup>2</sup>	14.10.20	14.10.20	RY-ACC	USD	-	-	-	-	-
				USD	-	-	-	-	-
MSCI ACWI Index (Net)									
Fidelity Funds - Sustainable Water & Waste Fund <sup>2</sup>	14.10.20	14.10.20	RY-ACC	CHF	-	-	-	-	-
				CHF	-	-	-	-	-
MSCI ACWI Index (Net)									
Fidelity Funds - Sustainable Water & Waste Fund <sup>2</sup>	14.10.20	14.10.20	RY-ACC	EUR	-	-	-	-	-
				EUR	-	-	-	-	-
MSCI ACWI Index (Net)									
Fidelity Funds - Sustainable Water & Waste Fund	7.11.18	7.11.18	Y-ACC	USD	35.6%	-	-	-	19.0%
				USD	28.6%	-	-	-	17.1%
MSCI ACWI Index (Net)									
Fidelity Funds - Sustainable Water & Waste Fund	7.11.18	7.11.18	Y-ACC	EUR	37.3%	-	-	-	17.8%
				EUR	30.3%	-	-	-	15.9%
MSCI ACWI Index (Net)									
Fidelity Funds - Sustainable Water & Waste Fund	7.11.18	7.11.18	Y-ACC (Euro/ USD hedged)	EUR	34.0%	-	-	-	16.5%
				EUR	30.3%	-	-	-	15.9%
MSCI ACWI Index (Net)									
Fidelity Funds - Switzerland Fund	13.2.95	13.2.95	A	CHF	18.2%	9.9%	10.5%	10.3%	8.3%
				CHF	24.1%	13.4%	11.2%	11.1%	7.5%
MSCI Switzerland Index (Net) <sup>7</sup>									
Fidelity Funds - Taiwan Fund	24.3.97	7.4.97	A	USD	36.2%	19.6%	16.4%	10.5%	3.9%
				USD	51.3%	19.7%	17.2%	9.8%	3.4%
MSCI Taiwan Capped 8% Index (Net) <sup>7</sup>									

Sub-Funds <sup>1</sup> / Benchmark	Launch Date	Since Inception Performance Start Date	Class of Shares	Currency of denomination of shares	1 Year	3 years <sup>3</sup>	5 years <sup>3</sup>	10 years <sup>3</sup>	Since Inception <sup>3</sup>
Fidelity Funds - Taiwan Fund	25.3.08	25.3.08	Y-ACC	USD	45.0%	22.9%	18.6%	12.0%	7.6%
MSCI Taiwan Capped 8% Index (Net) <sup>7</sup>				USD	51.3%	19.7%	17.2%	9.8%	6.8%
Fidelity Funds - Thailand Fund	1.10.90	1.10.90	A	USD	8.8%	-4.0%	1.7%	4.2%	6.2%
Bangkok SET Capped Index <sup>7</sup>				USD	21.8%	-0.9%	2.8%	3.9%	3.8%
Fidelity Funds - Thailand Fund	25.3.08	25.3.08	Y-ACC	USD	15.9%	-1.4%	3.7%	5.6%	7.9%
Bangkok SET Capped Index <sup>7</sup>				USD	21.8%	-0.9%	2.8%	3.9%	7.0%
Fidelity Funds - World Fund	6.9.96	8.10.96	A	EUR	20.7%	11.0%	12.1%	14.0%	7.9%
MSCI World Index (Net) <sup>7</sup>				EUR	31.5%	14.4%	13.5%	14.3%	8.2%
Fidelity Funds - World Fund	17.7.14	17.7.14	A-ACC	USD	19.2%	11.6%	13.4%	-	10.0%
MSCI World Index (Net) <sup>7</sup>				USD	29.8%	15.0%	14.8%	-	10.7%
Fidelity Funds - World Fund	7.8.15	7.8.15	A-ACC	SGD	17.9%	10.9%	13.1%	-	9.9%
MSCI World Index (Net)				SGD	28.4%	14.3%	14.5%	-	11.6%
Fidelity Funds - World Fund	17.7.14	17.7.14	Y-ACC	USD	26.9%	14.6%	15.6%	-	11.8%
MSCI World Index (Net) <sup>7</sup>				USD	29.8%	15.0%	14.8%	-	10.7%

### Equity Income Sub-Funds

Sub-Funds <sup>1</sup> / Benchmark	Launch Date	Since Inception Performance Start Date	Class of Shares	Currency of denomination of shares	1 Year	3 years <sup>3</sup>	5 years <sup>3</sup>	10 years <sup>3</sup>	Since Inception <sup>3</sup>
Fidelity Funds - Asia Pacific Dividend Fund	16.12.04	16.12.04	A	USD	19.4%	10.1%	10.1%	7.3%	8.1%
MSCI AC Asia Pacific ex Japan Index (Gross)				USD	19.0%	10.4%	11.5%	7.4%	9.2%
Fidelity Funds - Asia Pacific Dividend Fund	20.8.15	20.8.15	Y-ACC	USD	27.1%	13.1%	12.2%	-	12.2%
MSCI AC Asia Pacific ex Japan Index (Gross)				USD	19.0%	10.4%	11.5%	-	11.2%
Fidelity Funds - European Dividend Fund	22.11.16	22.11.16	A-MCDIST (G)	EUR	17.4%	5.9%	-	-	5.9%
MSCI Europe Index (Net)				EUR	30.9%	9.2%	-	-	9.3%

Sub-Funds <sup>1</sup> /Benchmark	Launch Date	Since Inception Performance Start Date	Class of Shares	Currency of denomination of shares	1 Year	3 years <sup>3</sup>	5 years <sup>3</sup>	10 years <sup>3</sup>	Since Inception <sup>3</sup>
Fidelity Funds - European Dividend Fund	10.1.14	10.1.14	A-MINCOME (G) (hedged)	USD	17.2%	7.3%	7.3%	-	6.7%
MSCI Europe Index (Net) Hedged to USD				USD	31.0%	10.7%	11.1%	-	8.6%
Fidelity Funds - European Dividend Fund	3.12.12	3.12.12	A-QINCOME (G)	EUR	17.4%	5.9%	5.1%	-	6.7%
MSCI Europe Index (Net)				EUR	30.9%	9.2%	8.8%	-	8.7%
Fidelity Funds - Global Dividend Fund	4.5.12	4.5.12	A-ACC	USD	13.1%	9.3%	8.2%	-	9.1%
MSCI ACWI Index (Net)				USD	28.6%	14.3%	14.3%	-	11.5%
Fidelity Funds - Global Dividend Fund	7.8.15	7.8.15	A-ACC	EUR	14.5%	8.7%	7.0%	-	6.0%
MSCI ACWI Index (Net)				EUR	30.3%	13.8%	13.0%	-	10.4%
Fidelity Funds - Global Dividend Fund	30.1.12	30.1.12	A-ACC (hedged)	EUR	12.8%	7.7%	6.8%	-	9.5%
MSCI ACWI Index (Net) Hedged to EUR				EUR	27.2%	12.1%	12.3%	-	11.1%
Fidelity Funds - Global Dividend Fund	23.1.14	23.1.14	A-HMDIST (G) (hedged)	AUD	13.2%	8.6%	8.4%	-	8.8%
MSCI ACWI Index (Net) Hedged to AUD				AUD	27.6%	12.6%	13.7%	-	11.5%
Fidelity Funds - Global Dividend Fund	9.4.14	9.4.14	A-HMDIST (G) (hedged)	RMB	16.6%	11.1%	11.0%	-	11.2%
MSCI ACWI Index (Net) Hedged to CNY				RMB	32.1%	15.7%	16.3%	-	13.7%
Fidelity Funds - Global Dividend Fund	22.11.16	22.11.16	A-MCDIST (G)	USD	13.0%	9.3%	-	-	9.9%
MSCI ACWI Index (Net)				USD	28.6%	14.3%	-	-	15.1%
Fidelity Funds - Global Dividend Fund <sup>5</sup>	22.9.21	22.9.21	A-MCDIST (G) (SGD/USD hedged)	SGD	-	-	-	-	-
MSCI ACWI Index (Net)				SGD	-	-	-	-	-
Fidelity Funds - Global Dividend Fund	30.1.12	30.1.12	A-MINCOME (G)	USD	13.0%	9.3%	8.2%	-	9.3%
MSCI ACWI Index (Net)				USD	28.6%	14.3%	14.3%	-	11.5%



Sub-Funds <sup>1</sup> /Benchmark	Launch Date	Since Inception Performance Start Date	Class of Shares	Currency of denomination of shares	1 Year	3 years <sup>3</sup>	5 years <sup>3</sup>	10 years <sup>3</sup>	Since Inception <sup>3</sup>
Fidelity Funds - Global Dividend Fund	30.1.12	30.1.12	A-MINCOME (G)	EUR	14.5%	8.7%	7.0%	-	10.5%
MSCI ACWI Index (Net)				EUR	30.3%	13.8%	13.0%	-	12.7%
Fidelity Funds - Global Dividend Fund	10.5.12	10.5.12	A-MINCOME (G)	HKD	13.5%	9.0%	8.3%	-	9.2%
MSCI ACWI Index (Net)				HKD	29.1%	14.0%	14.4%	-	11.8%
Fidelity Funds - Global Dividend Fund	30.1.12	30.1.12	A-MINCOME (G)	SGD	11.9%	8.6%	8.0%	-	10.0%
MSCI ACWI Index (Net)				SGD	27.3%	13.6%	14.0%	-	12.3%
Fidelity Funds - Global Dividend Fund	10.5.17	10.5.17	A-MINCOME (G) (hedged)	SGD	13.7%	9.2%	-	-	7.9%
MSCI ACWI Index (Net) Hedged to SGD				SGD	28.5%	13.9%	-	-	13.2%
Fidelity Funds - Global Dividend Fund	28.10.13	28.10.13	A-MINCOME (G) (hedged)	AUD	13.3%	8.5%	8.4%	-	8.9%
MSCI ACWI Index (Net) Hedged to AUD				AUD	27.6%	12.6%	13.7%	-	11.7%
Fidelity Funds - Global Dividend Fund	30.1.12	30.1.12	A-QINCOME (G)	USD	13.0%	9.3%	8.2%	-	9.3%
MSCI ACWI Index (Net)				USD	28.6%	14.3%	14.3%	-	11.5%
Fidelity Funds - Global Dividend Fund	30.1.12	30.1.12	Y-ACC	USD	20.3%	12.3%	10.4%	-	10.8%
MSCI ACWI Index (Net)				USD	28.6%	14.3%	14.3%	-	11.5%
Fidelity Funds - Global Dividend Fund	4.4.16	4.4.16	SR-ACC	SGD	18.3%	10.8%	9.3%	-	9.4%
MSCI ACWI Index (Net)				SGD	27.3%	13.6%	14.0%	-	14.3%
Fidelity Funds - Global Dividend Fund	4.4.16	4.4.16	SR-MINCOME (G)	SGD	18.2%	10.8%	9.3%	-	9.4%
MSCI ACWI Index (Net)				SGD	27.3%	13.6%	14.0%	-	14.3%
Fidelity Funds - Global Dividend Plus Fund <sup>2</sup>	12.5.21	12.5.21	A	USD	-	-	-	-	-
MSCI ACWI Index <sup>7</sup>				USD	-	-	-	-	-

Sub-Funds <sup>1</sup> /Benchmark	Launch Date	Since Inception Performance Start Date	Class of Shares	Currency of denomination of shares	1 Year	3 years <sup>3</sup>	5 years <sup>3</sup>	10 years <sup>3</sup>	Since Inception <sup>3</sup>
Fidelity Funds - Global Dividend Plus Fund	1.9.99	30.9.99	A	EUR	11.1%	1.3%	-0.5%	5.1%	0.9%
MSCI ACWI Index <sup>7</sup>				EUR	21.6%	9.0%	3.9%	7.8%	2.2%
Fidelity Funds - Global Dividend Plus Fund <sup>2</sup>	9.6.21	9.6.21	A-ACC	USD	-	-	-	-	-
MSCI ACWI Index <sup>7</sup>				USD	-	-	-	-	-
Fidelity Funds - Global Dividend Plus Fund <sup>2</sup>	26.5.21	26.5.21	A-GDIST	EUR	-	-	-	-	-
MSCI ACWI Index <sup>7</sup>				EUR	-	-	-	-	-
Fidelity Funds - Global Dividend Plus Fund <sup>5</sup>	10.11.21	10.11.21	A-MCDIST(G)	USD	-	-	-	-	-
MSCI ACWI Index <sup>7</sup>				USD	-	-	-	-	-
Fidelity Funds - Global Dividend Plus Fund <sup>2</sup>	12.5.21	12.5.21	A-MDIST	USD	-	-	-	-	-
MSCI ACWI Index <sup>7</sup>				USD	-	-	-	-	-
Fidelity Funds - Global Dividend Plus Fund <sup>2</sup>	26.5.21	26.5.21	A-MDIST	HKD	-	-	-	-	-
MSCI ACWI Index <sup>7</sup>				HKD	-	-	-	-	-
Fidelity Funds - Global Dividend Plus Fund <sup>5</sup>	10.11.21	10.11.21	A-MINCOME(G)	USD	-	-	-	-	-
MSCI ACWI Index <sup>7</sup>				USD	-	-	-	-	-
Fidelity Funds - Global Dividend Plus Fund <sup>2</sup>	26.5.21	26.5.21	A-MINCOME(G)	HKD	-	-	-	-	-
MSCI ACWI Index <sup>7</sup>				HKD	-	-	-	-	-
Fidelity Funds - Global Dividend Plus Fund <sup>2</sup>	26.5.21	26.5.21	A-MINCOME(G)	SGD	-	-	-	-	-
MSCI ACWI Index <sup>7</sup>				SGD	-	-	-	-	-
Fidelity Funds - Global Dividend Plus Fund <sup>2</sup>	12.5.21	12.5.21	Y	USD	-	-	-	-	-
MSCI ACWI Index <sup>7</sup>				USD	-	-	-	-	-

Sub-Funds <sup>1</sup> /Benchmark	Launch Date	Since Inception Performance Start Date	Class of Shares	Currency of denomination of shares	1 Year	3 years <sup>3</sup>	5 years <sup>3</sup>	10 years <sup>3</sup>	Since Inception <sup>3</sup>
Fidelity Funds - Global Dividend Plus Fund <sup>2</sup>	9.6.21	9.6.21	Y-GDIST	EUR	-	-	-	-	-
MSCI ACWI Index <sup>7</sup>				EUR	-	-	-	-	-
Fidelity Funds - Global Dividend Plus Fund <sup>5</sup>	22.9.21	22.9.21	Y-QDIST	USD	-	-	-	-	-
MSCI ACWI Index <sup>7</sup>				USD	-	-	-	-	-
Fidelity Funds - Global Equity Income Fund	18.11.13	18.11.13	I-ACC	USD	21.7%	13.8%	11.5%	-	9.1%
MSCI ACWI Index (Net) <sup>7</sup>				USD	28.6%	14.3%	14.3%	-	10.4%

### Multi Asset Sub-Funds

Sub-Funds <sup>1</sup> /Benchmark	Launch Date	Since Inception Performance Start Date	Class of Shares	Currency of denomination of shares	1 Year	3 years <sup>3</sup>	5 years <sup>3</sup>	10 years <sup>3</sup>	Since Inception <sup>3</sup>
Fidelity Funds - Asia Pacific Multi Asset Growth & Income Fund <sup>4</sup>	31.5.16	31.5.16	A-ACC	USD	1.3%	3.6%	4.3%	-	5.3%
Fidelity Funds - Asia Pacific Multi Asset Growth & Income Fund <sup>4</sup>	23.2.17	23.2.17	A-HMDIST (G) (AUD/USD hedged)	AUD	0.7%	2.5%	-	-	3.7%
Fidelity Funds - Asia Pacific Multi Asset Growth & Income Fund <sup>4</sup>	22.11.16	22.11.16	A-MCDIST (G)	USD	1.3%	3.6%	-	-	5.2%
Fidelity Funds - Asia Pacific Multi Asset Growth & Income Fund <sup>4</sup>	12.12.18	12.12.18	A-MCDIST (G) (SGD/USD hedged)	SGD	1.2%	-	-	-	4.8%
Fidelity Funds - Asia Pacific Multi Asset Growth & Income Fund <sup>4</sup>	23.2.17	23.2.17	A-MINCOME (G)	USD	1.2%	3.6%	-	-	4.4%
Fidelity Funds - Asia Pacific Multi Asset Growth & Income Fund <sup>4</sup>	23.2.17	23.2.17	A-MINCOME (G)	SGD	0.2%	2.9%	-	-	3.3%
Fidelity Funds - Asia Pacific Multi Asset Growth & Income Fund <sup>4</sup>	23.10.19	23.10.19	A-MINCOME (G) (SGD/USD hedged)	SGD	1.1%	-	-	-	2.9%
Fidelity Funds - European Multi Asset Income Fund <sup>4</sup>	17.10.94	17.10.94	A	EUR	6.4%	1.9%	2.3%	5.9%	6.3%
Fidelity Funds - European Multi Asset Income Fund <sup>4</sup>	9.4.14	9.4.14	A-ACC (hedged)	USD	6.8%	4.2%	4.7%	-	4.5%

Sub-Funds <sup>1</sup> /Benchmark	Launch Date	Since Inception Performance Start Date	Class of Shares	Currency of denomination of shares	1 Year	3 years <sup>3</sup>	5 years <sup>3</sup>	10 years <sup>3</sup>	Since Inception <sup>3</sup>
Fidelity Funds - European Multi Asset Income Fund <sup>4</sup>	22.11.16	22.11.16	A-MCDIST (G)	EUR	6.5%	1.9%	-	-	2.7%
Fidelity Funds - Global Multi Asset Defensive Fund <sup>4</sup>	3.6.15	3.6.15	A-ACC	SGD	-1.5%	-1.0%	0.1%	-	-0.3%
Fidelity Funds - Global Multi Asset Dynamic Fund 75% MSCI ACWI Index; 25% Bloomberg Barclays Global Aggregate Index	31.12.97	6.1.98	A	USD	6.0%	1.9%	3.2%	5.7%	4.5%
				USD	18.1%	11.3%	10.0%	9.6%	6.1%
Fidelity Funds - Global Multi Asset Growth & Income Fund <sup>4</sup> Fidelity Funds – Global Multi Asset Growth & Income Fund <sup>12&amp;4</sup>	3.6.15	3.6.15	A-ACC	SGD	3.8%	0.6%	1.6%	-	0.9%
	23.6.21	23.6.21	Y-MCDIST (G)	USD	-	-	-	-	-
Fidelity Funds - Global Multi Asset Income Fund <sup>4</sup>	27.3.13	27.3.13	A-ACC	USD	4.2%	3.9%	4.0%	-	3.9%
Fidelity Funds - Global Multi Asset Income Fund <sup>4</sup>	8.10.14	8.10.14	A-ACC	EUR	5.5%	3.3%	2.8%	-	4.9%
Fidelity Funds - Global Multi Asset Income Fund <sup>4</sup>	11.11.13	11.11.13	A-ACC (hedged)	EUR	2.9%	1.9%	1.8%	-	2.8%
Fidelity Funds - Global Multi Asset Income Fund <sup>4</sup>	9.4.14	9.4.14	A-HMDIST (G) (hedged)	AUD	3.5%	3.2%	3.6%	-	4.5%
Fidelity Funds - Global Multi Asset Income Fund <sup>4</sup>	12.12.18	12.12.18	A-MCDIST(G)	USD	4.1%	-	-	-	5.1%
Fidelity Funds - Global Multi Asset Income Fund <sup>4</sup>	12.12.18	12.12.18	A-MCDIST(G) (SGD/USD hedged)	SGD	3.9%	-	-	-	4.6%
Fidelity Funds - Global Multi Asset Income Fund <sup>4</sup>	17.2.17	17.2.17	A-MDIST	EUR	5.5%	3.3%	-	-	1.6%
Fidelity Funds - Global Multi Asset Income Fund <sup>4</sup>	27.3.13	27.3.13	A-MINCOME (G)	USD	4.1%	3.9%	4.0%	-	3.9%
Fidelity Funds - Global Multi Asset Income Fund <sup>4</sup>	27.3.13	27.3.13	A-MINCOME(G)	HKD	4.5%	3.6%	4.0%	-	4.0%
Fidelity Funds - Global Multi Asset Income Fund <sup>4</sup>	21.7.14	21.7.14	A-MINCOME (G)	SGD	3.0%	3.2%	3.7%	-	4.6%
Fidelity Funds - Global Multi Asset Income Fund <sup>4</sup>	15.4.16	15.4.16	A-MINCOME (G) (SGD/USD hedged)	SGD	4.0%	3.3%	3.2%	-	3.8%
Fidelity Funds - Global Multi Asset Income Fund <sup>4</sup>	27.3.13	27.3.13	A-QINCOME (G)	SGD	3.0%	3.2%	3.7%	-	4.9%

Sub-Funds <sup>1</sup> /Benchmark	Launch Date	Since Inception Performance Start Date	Class of Shares	Currency of denomination of shares	1 Year	3 years <sup>3</sup>	5 years <sup>3</sup>	10 years <sup>3</sup>	Since Inception <sup>3</sup>
Fidelity Funds - Global Multi Asset Income Fund <sup>4</sup>	11.11.13	11.11.13	A-QINCOME(G) (hedged)	EUR	3.0%	1.9%	1.8%	-	2.8%
Fidelity Funds - Global Multi Asset Income Fund <sup>4</sup>	9.6.17	9.6.17	Y-MINCOME (G)	USD	10.7%	6.5%	-	-	5.5%
Fidelity Funds - Greater China Multi Asset Growth & Income Fund <sup>4</sup>	1.3.16	1.3.16	A-ACC	USD	-3.0%	3.7%	6.2%	-	8.0%
Fidelity Funds - Greater China Multi Asset Growth & Income Fund <sup>4</sup>	23.2.17	23.2.17	A-HMDIST (G) (AUD/USD hedged)	AUD	-3.9%	2.6%	-	-	5.2%
Fidelity Funds - Greater China Multi Asset Growth & Income Fund <sup>4</sup>	23.2.17	23.2.17	A-MINCOME (G)	USD	-3.0%	3.7%	-	-	6.0%
Fidelity Funds - Greater China Multi Asset Growth & Income Fund <sup>4</sup>	23.2.17	23.2.17	A-MINCOME (G)	SGD	-4.1%	3.1%	-	-	5.0%
Fidelity Funds - Sustainable Multi Asset Income Fund (formerly known as Fidelity Funds – Multi Asset Income Fund) <sup>4</sup>	20.11.01	20.11.01	A	USD	2.3%	3.3%	4.2%	3.8%	4.8%

### Bonds Sub-Funds

Sub-Funds <sup>1</sup> /Benchmark	Launch Date	Since Inception Performance Start Date	Class of Shares	Currency of denomination of shares	1 Year	3 years <sup>3</sup>	5 years <sup>3</sup>	10 years <sup>3</sup>	Since Inception <sup>3</sup>
Fidelity Funds - Asia Pacific Strategic Income Fund <sup>4</sup>	30.11.15	30.11.15	A-ACC	USD	1.0%	6.4%	3.4%	-	3.7%
Fidelity Funds - Asia Pacific Strategic Income Fund <sup>4</sup>	29.1.16	29.1.16	A-HMDIST (G) (hedged)	AUD	0.2%	5.6%	3.0%	-	3.7%
Fidelity Funds - Asia Pacific Strategic Income Fund <sup>4</sup>	22.11.16	22.11.16	A-MCDIST (G)	USD	1.0%	6.4%	-	-	4.0%
Fidelity Funds - Asia Pacific Strategic Income Fund <sup>4</sup>	29.1.16	29.1.16	A-MINCOME (G)	USD	1.0%	6.4%	3.4%	-	4.0%
Fidelity Funds - Asia Pacific Strategic Income Fund <sup>4</sup>	29.1.16	29.1.16	A-MINCOME (G)	SGD	0.0%	5.6%	3.1%	-	2.9%
Fidelity Funds - Asia Pacific Strategic Income Fund <sup>4</sup>	25.7.18	25.7.18	A-MINCOME(G) (SGD/USD hedged)	SGD	1.0%	6.0%	-	-	6.1%

Sub-Funds <sup>1</sup> /Benchmark	Launch Date	Since Inception Performance Start Date	Class of Shares	Currency of denomination of shares	1 Year	3 years <sup>3</sup>	5 years <sup>3</sup>	10 years <sup>3</sup>	Since Inception <sup>3</sup>
Fidelity Funds - Asian Bond Fund	24.6.15	24.6.15	A (hedged)	EUR	-2.9%	3.8%	0.9%	-	2.0%
ICE BofA Asia Dollar Investment Grade Index Hedged to EUR				EUR	1.3%	4.8%	2.1%	-	2.9%
Fidelity Funds - Asian Bond Fund	18.4.11	18.4.11	A-ACC	USD	-2.0%	6.0%	3.0%	4.3%	4.5%
ICE BofA Asia Dollar Investment Grade Index				USD	2.2%	6.9%	4.2%	4.9%	5.0%
Fidelity Funds - Asian Bond Fund	3.3.16	3.3.16	A-HMDIST (G) (hedged)	AUD	-2.1%	5.4%	2.7%	-	3.7%
ICE BofA Asia Dollar Investment Grade Index Hedged to AUD				AUD	1.9%	6.2%	3.9%	-	4.8%
Fidelity Funds - Asian Bond Fund <sup>2</sup>	16.12.20	16.12.20	A-HMDIST (G) (hedged)	RMB	-	-	-	-	-
ICE BofA Asia Dollar Investment Grade Index Hedged to CNY				RMB	-	-	-	-	-
Fidelity Funds - Asian Bond Fund	22.4.20	22.4.20	A-MCDIST (G)	USD	-2.0%	-	-	-	6.3%
ICE BofA Asia Dollar Investment Grade Index				USD	2.2%	-	-	-	6.1%
Fidelity Funds - Asian Bond Fund <sup>2</sup>	23.6.21	23.6.21	A-MCDIST (G)	HKD	-	-	-	-	-
ICE BofA Asia Dollar Investment Grade Index				HKD	-	-	-	-	-
Fidelity Funds - Asian Bond Fund	18.4.11	18.4.11	A-MDIST	USD	-2.0%	6.0%	3.0%	4.3%	4.5%
ICE BofA Asia Dollar Investment Grade Index				USD	2.2%	6.9%	4.2%	4.9%	5.0%
Fidelity Funds - Asian Bond Fund	3.3.16	3.3.16	A-MINCOME (G)	USD	-2.0%	6.0%	3.0%	-	3.9%
ICE BofA Asia Dollar Investment Grade Index				USD	2.2%	6.9%	4.2%	-	4.9%
Fidelity Funds - Asian Bond Fund	3.3.16	3.3.16	A-MINCOME(G)	HKD	-1.6%	5.7%	3.1%	-	3.9%
ICE BofA Asia Dollar Investment Grade Index				HKD	2.5%	6.6%	4.2%	-	5.0%
Fidelity Funds - Asian Bond Fund	13.6.16	13.6.16	A-MINCOME (G) (hedged)	SGD	-2.1%	5.6%	2.5%	-	3.0%
ICE BofA Asia Dollar Investment Grade Index Hedged to SGD				SGD	2.2%	6.5%	3.8%	-	4.2%

Sub-Funds <sup>1</sup> /Benchmark	Launch Date	Since Inception Performance Start Date	Class of Shares	Currency of denomination of shares	1 Year	3 years <sup>3</sup>	5 years <sup>3</sup>	10 years <sup>3</sup>	Since Inception <sup>3</sup>
Fidelity Funds - Asian Bond Fund	23.5.18	23.5.18	I-QDIST (hedged)	SGD	2.2%	7.4%	-	-	7.2%
ICE BofA Asia Dollar Investment Grade Index Hedged to SGD				SGD	2.2%	6.5%	-	-	6.4%
Fidelity Funds - Asian Bond Fund	26.9.18	26.9.18	Y (hedged)	EUR	1.1%	-	-	-	6.1%
ICE BofA Asia Dollar Investment Grade Index Hedged to EUR				EUR	1.3%	-	-	-	5.2%
Fidelity Funds - Asian Bond Fund	18.4.11	18.4.11	Y-ACC	USD	2.0%	7.7%	4.2%	5.0%	5.1%
ICE BofA Asia Dollar Investment Grade Index				USD	2.2%	6.9%	4.2%	4.9%	5.0%
Fidelity Funds - Asian Bond Fund <sup>2</sup>	14.10.20	14.10.20	Y-ACC (hedged)	CHF	-	-	-	-	-
ICE BofA Asia Dollar Investment Grade Index Hedged to CHF				CHF	-	-	-	-	-
Fidelity Funds - Asian Bond Fund <sup>2</sup>	10.2.21	10.2.21	Y-MINCOME (G)	USD	-	-	-	-	-
ICE BofA Asia Dollar Investment Grade Index				USD	-	-	-	-	-
Fidelity Funds - Asian Bond Fund	15.9.15	15.9.15	Y-QDIST	USD	2.0%	7.7%	4.2%	-	5.1%
ICE BofA Asia Dollar Investment Grade Index				USD	2.2%	6.9%	4.2%	-	5.1%
Fidelity Funds - Asian High Yield Fund	10.1.11	10.1.11	A (hedged)	EUR	-0.5%	1.9%	1.1%	3.7%	3.1%
ICE BofA Asian Dollar High Yield Corporate Index (Level 4 20% Lvl4 Cap, 3% Constrained) Hedged to EUR <sup>7</sup>				EUR	5.1%	5.0%	3.1%	5.1%	4.6%
Fidelity Funds - Asian High Yield Fund	16.10.12	16.10.12	A (hedged)	RMB	2.9%	5.3%	5.3%	-	6.8%
ICE BofA Asian Dollar High Yield Corporate Index (Level 4 20% Lvl4 Cap, 3% Constrained) Hedged to CNY				RMB	9.1%	8.4%	6.8%	-	7.9%
Fidelity Funds - Asian High Yield Fund	2.4.07	2.4.07	A-ACC	USD	0.4%	4.0%	3.4%	5.1%	4.6%
ICE BofA Asian Dollar High Yield Corporate Index (Level 4 20% Lvl4 Cap, 3% Constrained) <sup>7</sup>				USD	6.2%	7.2%	5.3%	6.7%	7.1%

Sub-Funds <sup>1</sup> /Benchmark	Launch Date	Since Inception Performance Start Date	Class of Shares	Currency of denomination of shares	1 Year	3 years <sup>3</sup>	5 years <sup>3</sup>	10 years <sup>3</sup>	Since Inception <sup>3</sup>
Fidelity Funds - Asian High Yield Fund	2.4.07	2.4.07	A-ACC	EUR	1.7%	3.4%	2.2%	7.2%	5.3%
ICE BofA Asian Dollar High Yield Corporate Index (Level 4 20% Lvl4 Cap, 3% Constrained) <sup>7</sup>				EUR	7.6%	6.7%	4.1%	8.8%	8.1%
Fidelity Funds - Asian High Yield Fund	9.4.14	9.4.14	A-HMDIST (G) (hedged)	AUD	0.1%	3.3%	3.1%	-	4.9%
ICE BofA Asian Dollar High Yield Corporate Index (Level 4 20% Lvl4 Cap, 3% Constrained) Hedged to AUD				AUD	-0.2%	4.9%	4.0%	-	6.0%
Fidelity Funds - Asian High Yield Fund	2.4.07	2.4.07	A-MDIST	USD	0.4%	4.0%	3.4%	5.1%	4.6%
ICE BofA Asian Dollar High Yield Corporate Index (Level 4 20% Lvl4 Cap, 3% Constrained) <sup>7</sup>				USD	6.2%	7.2%	5.3%	6.7%	7.1%
Fidelity Funds - Asian High Yield Fund	18.8.10	18.8.10	A-MDIST	HKD	0.7%	3.7%	3.5%	5.1%	4.9%
ICE BofA Asian Dollar High Yield Corporate Index (Level 4 20% Lvl4 Cap, 3% Constrained) <sup>7</sup>				HKD	6.5%	6.9%	5.3%	6.7%	6.4%
Fidelity Funds - Asian High Yield Fund	28.1.10	28.1.10	A-MDIST (hedged)	SGD	0.3%	3.5%	2.8%	4.9%	4.3%
ICE BofA Asian Dollar High Yield Corporate Index (Level 4 20% Lvl4 Cap, 3% Constrained) Hedged to SGD <sup>7</sup>				SGD	6.1%	6.6%	4.8%	6.3%	6.0%
Fidelity Funds - Asian High Yield Fund	13.4.11	13.4.11	A-MINCOME	USD	0.4%	4.0%	3.4%	5.1%	4.3%
ICE BofA Asian Dollar High Yield Corporate Index (Level 4 20% Lvl4 Cap, 3% Constrained) <sup>7</sup>				USD	6.2%	7.2%	5.3%	6.7%	6.0%
Fidelity Funds - Asian High Yield Fund	18.6.13	18.6.13	A-MINCOME (G)	USD	0.4%	4.0%	3.4%	-	4.5%
ICE BofA Asian Dollar High Yield Corporate Index (Level 4 20% Lvl4 Cap, 3% Constrained)				USD	6.2%	7.2%	5.3%	-	5.8%



Sub-Funds <sup>1</sup> /Benchmark	Launch Date	Since Inception Performance Start Date	Class of Shares	Currency of denomination of shares	1 Year	3 years <sup>3</sup>	5 years <sup>3</sup>	10 years <sup>3</sup>	Since Inception <sup>3</sup>
Fidelity Funds - Asian High Yield Fund	3.6.15	3.6.15	A-MINCOME (G) (hedged)	SGD	0.4%	3.5%	2.9%	-	4.0%
ICE BofA Asian Dollar High Yield Corporate Index (Level 4 20% Lvl4 Cap, 3% Constrained) Hedged to SGD				SGD	6.1%	6.6%	4.8%	-	5.5%
Fidelity Funds - Asian High Yield Fund	10.1.11	10.1.11	Y (hedged)	EUR	3.7%	3.6%	2.4%	4.6%	4.0%
ICE BofA Asian Dollar High Yield Corporate Index (Level 4 20% Lvl4 Cap, 3% Constrained) Hedged to EUR <sup>7</sup>				EUR	5.1%	5.0%	3.1%	5.1%	4.6%
Fidelity Funds - Asian High Yield Fund	21.7.08	21.7.08	Y-ACC	USD	4.5%	5.8%	4.7%	6.0%	6.4%
ICE BofA Asian Dollar High Yield Index (Level 4 20% Lvl4 Cap, 3% Constrained) <sup>7</sup>				USD	6.2%	7.2%	5.3%	6.7%	8.0%
Fidelity Funds - Asian High Yield Fund	7.8.15	7.8.15	Y-ACC	EUR	5.7%	5.1%	3.5%	-	4.3%
ICE BofA Asian Dollar High Yield Corporate Index (Level 4 20% Lvl4 Cap, 3% Constrained)				EUR	7.6%	6.7%	4.1%	-	4.8%
Fidelity Funds - Asian High Yield Fund	9.4.14	9.4.14	Y-ACC (hedged)	SGD	4.5%	5.0%	4.3%	-	6.6%
ICE BofA Asian Dollar High Yield Corporate Index (Level 4 20% Lvl4 Cap, 3% Constrained) Hedged to SGD				SGD	6.1%	6.5%	5.0%	-	6.8%
Fidelity Funds - Asian High Yield Fund	20.8.15	20.8.15	Y-MDIST	USD	4.5%	5.8%	4.7%	-	5.9%
ICE BofA Asian Dollar High Yield Corporate Index (Level 4 20% Lvl4 Cap, 3% Constrained)				USD	6.2%	7.2%	5.3%	-	6.4%
Fidelity Funds - Asian High Yield Fund	20.8.15	20.8.15	Y-MDIST	HKD	4.9%	5.4%	4.7%	-	6.0%
ICE BofA Asian Dollar High Yield Corporate Index (Level 4 20% Lvl4 Cap, 3% Constrained)				HKD	6.5%	6.9%	5.3%	-	6.5%

Sub-Funds <sup>1</sup> /Benchmark	Launch Date	Since Inception Performance Start Date	Class of Shares	Currency of denomination of shares	1 Year	3 years <sup>3</sup>	5 years <sup>3</sup>	10 years <sup>3</sup>	Since Inception <sup>3</sup>
Fidelity Funds - Asian High Yield Fund	20.8.15	20.8.15	Y-MDIST (hedged)	SGD	4.5%	5.0%	4.3%	-	5.1%
ICE BofA Asian Dollar High Yield Corporate Index (Level 4 20% Lvl4 Cap, 3% Constrained) Hedged to SGD				SGD	6.1%	6.5%	5.0%	-	5.6%
Fidelity Funds - Asian High Yield Fund	15.9.15	15.9.15	Y-MINCOME	USD	4.5%	5.8%	4.7%	-	6.2%
ICE BofA Asian Dollar High Yield Corporate Index (Level 4 20% Lvl4 Cap, 3% Constrained)				USD	6.2%	7.2%	5.3%	-	6.9%
Fidelity Funds - China Government Bond Fund <sup>5</sup>	11.1.22	11.1.22	A-ACC	USD	-	-	-	-	-
Bloomberg Barclays China Treasury + Policy Banks Capped 9%				USD	-	-	-	-	-
Fidelity Funds - China Government Bond Fund <sup>5</sup>	11.1.22	11.1.22	A-ACC	EUR	-	-	-	-	-
Bloomberg Barclays China Treasury + Policy Banks Capped 9%				EUR	-	-	-	-	-
Fidelity Funds - China Government Bond Fund <sup>5</sup>	11.1.22	11.1.22	A-ACC	RMB	-	-	-	-	-
Bloomberg Barclays China Treasury + Policy Banks Capped 9%				RMB	-	-	-	-	-
Fidelity Funds - China Government Bond Fund <sup>5</sup>	11.1.22	11.1.22	A-ACC (hedged)	EUR	-	-	-	-	-
Bloomberg Barclays China Treasury + Policy Banks Capped 9%				EUR	-	-	-	-	-
Fidelity Funds - China Government Bond Fund <sup>5</sup>	11.1.22	11.1.22	A-MINCOME(G)	USD	-	-	-	-	-
Bloomberg Barclays China Treasury + Policy Banks Capped 9%				USD	-	-	-	-	-
Fidelity Funds - China Government Bond Fund <sup>5</sup>	11.1.22	11.1.22	A-MINCOME(G)	RMB	-	-	-	-	-
Bloomberg Barclays China Treasury + Policy Banks Capped 9%				RMB	-	-	-	-	-
Fidelity Funds - China Government Bond Fund <sup>5</sup>	11.1.22	11.1.22	A-MINCOME(G) (hedged)	SGD	-	-	-	-	-
Bloomberg Barclays China Treasury + Policy Banks Capped 9%				SGD	-	-	-	-	-

Sub-Funds <sup>1</sup> /Benchmark	Launch Date	Since Inception Performance Start Date	Class of Shares	Currency of denomination of shares	1 Year	3 years <sup>3</sup>	5 years <sup>3</sup>	10 years <sup>3</sup>	Since Inception <sup>3</sup>
Fidelity Funds - China Government Bond Fund <sup>5</sup>	11.1.22	11.1.22	Y-ACC	USD	-	-	-	-	-
Bloomberg Barclays China Treasury + Policy Banks Capped 9%				USD	-	-	-	-	-
Fidelity Funds - China Government Bond Fund <sup>5</sup>	11.1.22	11.1.22	Y-ACC	EUR	-	-	-	-	-
Bloomberg Barclays China Treasury + Policy Banks Capped 9%				EUR	-	-	-	-	-
Fidelity Funds - China Government Bond Fund <sup>5</sup>	11.1.22	11.1.22	Y-ACC	RMB	-	-	-	-	-
Bloomberg Barclays China Treasury + Policy Banks Capped 9%				RMB	-	-	-	-	-
Fidelity Funds - China Government Bond Fund <sup>5</sup>	11.1.22	11.1.22	Y-ACC (hedged)	EUR					
Bloomberg Barclays China Treasury + Policy Banks Capped 9%				EUR					
Fidelity Funds - China Government Bond Fund <sup>5</sup>	11.1.22	11.1.22	Y-MINCOME(G)	USD	-	-	-	-	-
Bloomberg Barclays China Treasury + Policy Banks Capped 9%				USD	-	-	-	-	-
Fidelity Funds - China Government Bond Fund <sup>5</sup>	11.1.22	11.1.22	Y-MINCOME(G)	RMB	-	-	-	-	-
Bloomberg Barclays China Treasury + Policy Banks Capped 9%				RMB	-	-	-	-	-
Fidelity Funds - China High Yield Fund <sup>4</sup>	30.11.15	30.11.15	A-ACC	USD	-1.9%	3.9%	3.4%	-	4.8%
Fidelity Funds - China High Yield Fund <sup>4</sup>	14.8.19	14.8.19	A-ACC (Euro/USD hedged)	EUR	-2.7%	-	-	-	0.9%
Fidelity Funds – China High Yield Fund <sup>4</sup>	29.1.16	29.1.16	A-HMDIST (G) (hedged)	AUD	-2.0%	3.1%	3.1%	-	4.8%
Fidelity Funds - China High Yield Fund <sup>4</sup>	29.1.16	29.1.16	A-MINCOME (G) (hedged)	USD	-1.7%	3.9%	3.4%	-	5.0%
Fidelity Funds – China High Yield Fund <sup>4</sup>	29.1.16	29.1.16	A-MINCOME (G) (hedged)	HKD	-1.7%	3.6%	2.9%	-	4.5%
Fidelity Funds - China High Yield Fund <sup>4</sup>	29.1.16	29.1.16	A-MINCOME (G) (hedged)	SGD	-1.8%	3.4%	2.9%	-	4.5%
Fidelity Funds - China High Yield Fund <sup>4</sup>	14.8.19	14.8.19	A-MINCOME(G) (Euro/USD hedged)	EUR	-2.7%	-	-	-	0.9%

Sub-Funds <sup>1</sup> /Benchmark	Launch Date	Since Inception Performance Start Date	Class of Shares	Currency of denomination of shares	1 Year	3 years <sup>3</sup>	5 years <sup>3</sup>	10 years <sup>3</sup>	Since Inception <sup>3</sup>
Fidelity Funds - China High Yield Fund <sup>4</sup>	14.8.19	14.8.19	A-MINCOME(G) (RMB/USD hedged)	RMB	0.6%	-	-	-	4.2%
Fidelity Funds – China High Yield Fund <sup>4</sup>	29.1.16	29.1.16	Y	USD	2.4%	5.8%	4.8%	-	6.4%
Fidelity Funds - China RMB Bond Fund <sup>4</sup>	7.5.14	7.5.14	A-ACC	USD	6.8%	5.6%	3.8%	-	3.1%
Fidelity Funds - China RMB Bond Fund <sup>4</sup>	8.12.11	8.12.11	A-ACC	RMB	0.7%	3.5%	3.1%	-	3.6%
Fidelity Funds – China RMB Bond Fund <sup>2&amp;4</sup>	11.8.21	11.8.21	A-MCDIST (G)	USD	-	-	-	-	-
Fidelity Funds – China RMB Bond Fund <sup>2&amp;4</sup>	11.8.21	11.8.21	A-MCDIST (G)	HKD	-	-	-	-	-
Fidelity Funds - China RMB Bond Fund <sup>2&amp;4</sup>	24.3.21	24.3.21	A-MINCOME(G)	USD	-	-	-	-	-
Fidelity Funds – China RMB Bond Fund <sup>2&amp;4</sup>	28.7.21	28.7.21	A-MINCOME(G)	AUD	-	-	-	-	-
Fidelity Funds – China RMB Bond Fund <sup>2&amp;4</sup>	28.7.21	28.7.21	A-MINCOME(G)	HKD	-	-	-	-	-
Fidelity Funds - China RMB Bond Fund <sup>2&amp;4</sup>	24.3.21	24.3.21	A-MINCOME(G)	RMB	-	-	-	-	-
Fidelity Funds - China RMB Bond Fund <sup>4</sup>	28.3.18	28.3.18	A-MINCOME (G) (SGD/US-Dhedged)	SGD	6.6%	5.1%	-	-	2.2%
Fidelity Funds - China RMB Bond Fund <sup>4</sup>	7.5.14	7.5.14	Y-ACC	USD	11.2%	7.3%	5.0%	-	4.0%
Fidelity Funds - China RMB Bond Fund <sup>2&amp;4</sup>	24.3.21	24.3.21	Y-MINCOME(G)	USD	-	-	-	-	-
Fidelity Funds - China RMB Bond Fund <sup>4</sup>	11.4.18	11.4.18	Y-MINCOME (G)	RMB	6.8%	6.1%	-	-	5.9%
Fidelity Funds - Emerging Market Debt Fund	23.1.06	23.1.06	A	USD	3.9%	5.7%	3.5%	4.6%	5.7%
J.P. Morgan Emerging Markets Bond Index Global Diversified <sup>7</sup>				USD	4.6%	6.9%	4.4%	5.4%	6.5%
Fidelity Funds - Emerging Market Debt Fund	23.1.06	23.1.06	A	EUR	5.3%	5.1%	2.3%	6.7%	5.9%
J.P. Morgan Emerging Markets Bond Index Global Diversified <sup>7</sup>				EUR	6.0%	6.4%	3.2%	7.5%	6.8%
Fidelity Funds - Emerging Market Debt Fund	23.1.06	23.1.06	A-ACC	USD	4.0%	5.7%	3.5%	4.6%	5.6%
J.P. Morgan Emerging Markets Bond Index Global Diversified <sup>7</sup>				USD	4.6%	6.9%	4.4%	5.4%	6.5%

Sub-Funds <sup>1</sup> /Benchmark	Launch Date	Since Inception Performance Start Date	Class of Shares	Currency of denomination of shares	1 Year	3 years <sup>3</sup>	5 years <sup>3</sup>	10 years <sup>3</sup>	Since Inception <sup>3</sup>
Fidelity Funds - Emerging Market Debt Fund	23.1.06	23.1.06	A-ACC	EUR	5.3%	5.1%	2.3%	6.7%	6.0%
J.P. Morgan Emerging Markets Bond Index Global Diversified <sup>7</sup>				EUR	6.0%	6.4%	3.2%	7.5%	6.8%
Fidelity Funds - Emerging Market Debt Fund	23.1.06	23.1.06	A-MDIST	USD	4.0%	5.7%	3.5%	4.6%	5.6%
J.P. Morgan Emerging Markets Bond Index Global Diversified <sup>7</sup>				USD	4.6%	6.9%	4.4%	5.4%	6.5%
Fidelity Funds - Emerging Market Debt Fund	23.1.06	23.1.06	A-MDIST	EUR	5.3%	5.1%	2.3%	6.7%	5.9%
J.P. Morgan Emerging Markets Bond Index Global Diversified <sup>7</sup>				EUR	6.0%	6.4%	3.2%	7.5%	6.8%
Fidelity Funds - Emerging Market Debt Fund	18.9.13	18.9.13	A-MDIST (hedged)	AUD	3.5%	4.7%	3.0%	-	5.2%
J.P. Morgan Emerging Markets Bond Index Global Diversified Hedged to AUD <sup>7</sup>				AUD	4.1%	5.7%	3.8%	-	5.7%
Fidelity Funds - Emerging Market Debt Fund	18.6.13	18.6.13	A-MINCOME (G)	USD	4.0%	5.7%	3.5%	-	4.3%
J.P. Morgan Emerging Markets Bond Index Global Diversified <sup>7</sup>				USD	4.6%	6.9%	4.4%	-	5.1%
Fidelity Funds - Emerging Market Debt Fund	23.1.06	23.1.06	Y-ACC	USD	8.5%	7.7%	5.0%	5.6%	6.7%
J.P. Morgan Emerging Markets Bond Index Global Diversified <sup>7</sup>				USD	4.6%	6.9%	4.4%	5.4%	6.5%
Fidelity Funds - Euro Bond Fund	1.10.90	22.10.90	A	EUR	-2.8%	2.6%	1.0%	3.7%	5.1%
ICE BofA Euro Large Cap Index <sup>7</sup>				EUR	1.0%	3.1%	1.5%	3.9%	6.0%
Fidelity Funds - Euro Bond Fund	3.7.06	3.7.06	A-ACC	EUR	-2.8%	2.6%	1.0%	3.7%	3.5%
ICE BofA Euro Large Cap Index				EUR	1.0%	3.1%	1.5%	3.9%	4.0%
Fidelity Funds - Euro Bond Fund	9.4.14	9.4.14	A-ACC (hedged)	USD	-2.1%	4.6%	3.0%	-	4.0%
ICE BofA Euro Large Cap Index Hedged to USD				USD	1.8%	5.1%	3.5%	-	4.5%
Fidelity Funds - Euro Bond Fund	9.6.03	9.6.03	A-MDIST	EUR	-2.8%	2.6%	1.0%	3.7%	3.3%
ICE BofA Euro Large Cap Index <sup>7</sup>				EUR	1.0%	3.1%	1.5%	3.9%	3.8%

Sub-Funds <sup>1</sup> /Benchmark	Launch Date	Since Inception Performance Start Date	Class of Shares	Currency of denomination of shares	1 Year	3 years <sup>3</sup>	5 years <sup>3</sup>	10 years <sup>3</sup>	Since Inception <sup>3</sup>
Fidelity Funds - Euro Short Term Bond Fund	28.9.16	28.9.16	A	EUR	-3.7%	-0.1%	-	-	-0.4%
ICE BofA 1-3 Year Euro Broad Market Index				EUR	0.1%	0.2%	-	-	0.0%
Fidelity Funds - Euro Short Term Bond Fund	27.2.04	27.2.04	A-ACC	EUR	-3.7%	-0.1%	-0.4%	1.0%	1.4%
ICE BofA 1-3 Year Euro Broad Market Index				EUR	0.1%	0.2%	0.1%	1.1%	2.0%
Fidelity Funds - Euro Short Term Bond Fund	10.3.08	10.3.08	Y-ACC	EUR	0.0%	1.3%	0.6%	1.6%	1.8%
ICE BofA 1-3 Year Euro Broad Market Index				EUR	0.1%	0.2%	0.1%	1.1%	2.0%
Fidelity Funds - European High Yield Fund	26.6.00	27.6.00	A	EUR	4.7%	3.8%	3.1%	5.4%	5.1%
ICE BofA Global High Yield European Issuers Constrained (Level 4 20% Capped) Index Hedged to EUR <sup>7</sup>				EUR	8.9%	5.6%	4.2%	7.0%	5.4%
Fidelity Funds - European High Yield Fund	3.7.06	3.7.06	A-ACC	EUR	4.7%	3.8%	3.1%	5.4%	5.4%
ICE BofA Global High Yield European Issuers Constrained (Level 4 20% Capped) Index Hedged to EUR <sup>7</sup>				EUR	8.9%	5.6%	4.2%	7.0%	6.9%
Fidelity Funds - European High Yield Fund	18.5.11	18.5.11	A-ACC (hedged)	USD	5.6%	6.0%	5.3%	6.7%	5.8%
ICE BofA Global High Yield European Issuers Constrained (Level 4 20% Capped) Index Hedged to USD <sup>7</sup>				USD	9.9%	7.7%	6.5%	8.5%	7.3%
Fidelity Funds - European High Yield Fund	5.11.13	5.11.13	A-ACC (hedged)	CZK	5.4%	4.9%	3.4%	-	3.5%
ICE BofA Global High Yield European Issuers Constrained (Level 4 20% Capped) Index Hedged to CZK				CZK	9.5%	6.5%	4.6%	-	5.2%
Fidelity Funds - European High Yield Fund	23.2.09	23.2.09	A-ACC (hedged)	SEK	5.1%	4.0%	3.1%	5.6%	9.5%
ICE BofA Global High Yield European Issuers Constrained (Level 4 20% Capped) Index Hedged to SEK <sup>7</sup>				SEK	9.2%	5.7%	4.3%	7.3%	11.2%

Sub-Funds <sup>1</sup> /Benchmark	Launch Date	Since Inception Performance Start Date	Class of Shares	Currency of denomination of shares	1 Year	3 years <sup>3</sup>	5 years <sup>3</sup>	10 years <sup>3</sup>	Since Inception <sup>3</sup>
Fidelity Funds - European High Yield Fund	3.6.15	3.6.15	A-HMDIST (G) (hedged)	AUD	5.3%	5.0%	4.7%	-	5.0%
ICE BofA Global High Yield European Issuers Constrained (Level 4 20% Capped) Index Hedged to AUD				AUD	9.4%	6.6%	5.9%	-	6.4%
Fidelity Funds - European High Yield Fund	9.6.03	9.6.03	A-MDIST	EUR	4.7%	3.8%	3.1%	5.4%	5.9%
ICE BofA Global High Yield European Issuers Constrained (Level 4 20% Capped) Index Hedged to EUR <sup>7</sup>				EUR	8.9%	5.6%	4.2%	7.0%	7.6%
Fidelity Funds - European High Yield Fund	15.5.06	15.5.06	A-MDIST	SGD	2.3%	3.7%	4.0%	4.4%	3.5%
ICE BofA Global High Yield European Issuers Constrained (Level 4 20% Capped) Index Hedged to EUR <sup>7</sup>				SGD	6.3%	5.4%	5.2%	6.1%	5.1%
Fidelity Funds - European High Yield Fund	27.3.13	27.3.13	A-MDIST (hedged)	USD	5.6%	5.8%	5.1%	-	5.3%
ICE BofA Global High Yield European Issuers Constrained (Level 4 20% Cap) Index Hedged to USD				USD	9.9%	7.7%	6.5%	-	6.8%
Fidelity Funds - European High Yield Fund	23.7.14	23.7.14	A-MDIST (hedged)	SGD	5.6%	5.4%	4.7%	-	4.2%
ICE BofA Global High Yield European Issuers Constrained (Level 4 20% Capped) Index Hedged to SGD				SGD	9.9%	7.2%	6.0%	-	6.1%
Fidelity Funds - European High Yield Fund	13.4.11	13.4.11	A-MINCOME	EUR	4.7%	3.8%	3.1%	5.4%	4.6%
ICE BofA Global High Yield European Issuers Constrained (Level 4 20% Capped) Index Hedged to EUR <sup>7</sup>				EUR	8.9%	5.6%	4.2%	7.0%	6.0%
Fidelity Funds - European High Yield Fund	18.6.13	18.6.13	A-MINCOME (G)	EUR	4.7%	3.8%	3.1%	-	3.8%
ICE BofA Global High Yield European Issuers Constrained (Level 4 20% Capped) Index Hedged to EUR				EUR	8.9%	5.6%	4.2%	-	5.3%

Sub-Funds <sup>1</sup> /Benchmark	Launch Date	Since Inception Performance Start Date	Class of Shares	Currency of denomination of shares	1 Year	3 years <sup>3</sup>	5 years <sup>3</sup>	10 years <sup>3</sup>	Since Inception <sup>3</sup>
Fidelity Funds - European High Yield Fund	15.9.15	15.9.15	A-MINCOME (G) (hedged)	USD	5.7%	5.9%	5.2%	-	5.6%
ICE BofA Global High Yield European Issuers Constrained (Level 4 20% Cap) Index Hedged to USD				USD	9.9%	7.7%	6.5%	-	7.0%
Fidelity Funds - European High Yield Fund	15.9.15	15.9.15	A-MINCOME (G) (hedged)	SGD	5.6%	5.4%	4.7%	-	5.2%
ICE BofA Global High Yield European Issuers Constrained (Level 4 20% Capped) Index Hedged to SGD				SGD	9.9%	7.2%	6.0%	-	6.7%
Fidelity Funds - European High Yield Fund	12.2.20	12.2.20	RY	EUR	9.3%	-	-	-	3.4%
ICE BofA Global High Yield European Issuers Constrained (Level 4 20% Capped) Index Hedged to EUR				EUR	8.9%	-	-	-	3.7%
Fidelity Funds - European High Yield Fund	12.2.20	12.2.20	RY-ACC	EUR	9.2%	-	-	-	3.4%
ICE BofA Global High Yield European Issuers Constrained (Level 4 20% Capped) Index Hedged to EUR				EUR	8.9%	-	-	-	3.7%
Fidelity Funds - European High Yield Fund	12.2.20	12.2.20	RY-ACC (hedged)	USD	10.3%	-	-	-	4.7%
ICE BofA Global High Yield European Issuers Constrained (Level 4 20% Capped) Index Hedged to USD				USD	9.9%	-	-	-	4.9%
Fidelity Funds - European High Yield Fund	25.9.13	25.9.13	Y	EUR	9.0%	5.5%	4.3%	-	4.7%
ICE BofA Global High Yield European Issuers Constrained (Level 4 20% Capped) Index Hedged to EUR				EUR	8.9%	5.6%	4.2%	-	5.2%
Fidelity Funds - European High Yield Fund	17.3.08	17.3.08	Y-ACC	EUR	9.1%	5.6%	4.3%	6.3%	7.1%
ICE BofA Global High Yield European Issuers Constrained (Level 4 20% Capped) Index Hedged to EUR <sup>7</sup>				EUR	8.9%	5.6%	4.2%	7.0%	8.2%



Sub-Funds <sup>1</sup> /Benchmark	Launch Date	Since Inception Performance Start Date	Class of Shares	Currency of denomination of shares	1 Year	3 years <sup>3</sup>	5 years <sup>3</sup>	10 years <sup>3</sup>	Since Inception <sup>3</sup>
Fidelity Funds - European High Yield Fund	1.4.15	1.4.15	Y-ACC (hedged)	USD	9.9%	7.6%	6.4%	-	6.2%
ICE BofA Global High Yield European Issuers Constrained (Level 4 20% Cap) Index Hedged to USD				USD	9.9%	7.7%	6.5%	-	6.6%
Fidelity Funds - European High Yield Fund	1.4.15	1.4.15	Y-ACC (hedged)	CHF	8.9%	5.2%	3.9%	-	3.9%
ICE BofA Global High Yield European Issuers Constrained (Level 4 20% Capped) Index Hedged to CHF				CHF	8.7%	5.2%	3.9%	-	4.2%
Fidelity Funds - European High Yield Fund	7.8.15	7.8.15	Y-ACC (hedged)	SEK	9.4%	5.8%	4.3%	-	4.5%
ICE BofA Global High Yield European Issuers Constrained (Level 4 20% Cap) Index Hedged to SEK				SEK	9.2%	5.7%	4.3%	-	4.7%
Fidelity Funds - European High Yield Fund	15.9.15	15.9.15	Y-MDIST (hedged)	USD	10.0%	7.8%	6.5%	-	6.7%
ICE BofA Global High Yield European Issuers Constrained (Level 4 20% Cap) Index Hedged to USD				USD	9.9%	7.7%	6.5%	-	7.0%
Fidelity Funds - Flexible Bond Fund	12.11.90	12.11.90	A	GBP	-0.2%	4.2%	2.0%	4.2%	6.3%
ICE BofA Q880 Custom Index <sup>7</sup>				GBP	3.5%	5.1%	3.2%	4.4%	6.9%
Fidelity Funds - Flexible Bond Fund <sup>2</sup>	10.2.21	10.2.21	A-ACC	USD	-	-	-	-	-
ICE BofA Q880 Custom Index				USD	-	-	-	-	-
Fidelity Funds - Flexible Bond Fund	25.9.06	25.9.06	A-ACC	GBP	-0.4%	4.1%	2.0%	4.2%	4.5%
ICE BofA Q880 Custom Index <sup>7</sup>				GBP	3.5%	5.1%	3.2%	4.4%	4.6%
Fidelity Funds - Flexible Bond Fund <sup>2</sup>	24.2.21	24.2.21	A-MINCOME (G)	USD	-	-	-	-	-
ICE BofA Q880 Custom Index				USD	-	-	-	-	-

Sub-Funds <sup>1</sup> /Benchmark	Launch Date	Since Inception Performance Start Date	Class of Shares	Currency of denomination of shares	1 Year	3 years <sup>3</sup>	5 years <sup>3</sup>	10 years <sup>3</sup>	Since Inception <sup>3</sup>
Fidelity Funds - Flexible Bond Fund <sup>2</sup>	24.2.21	24.2.21	A-MINCOME (G)	EUR	-	-	-	-	-
ICE BofA Q880 Custom Index				EUR	-	-	-	-	-
Fidelity Funds - Flexible Bond Fund <sup>2</sup>	24.2.21	24.2.21	A-MINCOME (G)	GBP	-	-	-	-	-
ICE BofA Q880 Custom Index				GBP	-	-	-	-	-
Fidelity Funds - Flexible Bond Fund	17.4.13	17.4.13	Y	GBP	3.9%	6.1%	3.4%	-	4.5%
ICE BofA Q880 Custom Index <sup>7</sup>				GBP	3.5%	5.1%	3.2%	-	3.5%
Fidelity Funds - Flexible Bond Fund	16.2.16	16.2.16	Y (EUR/GBP hedged)	EUR	3.2%	5.1%	2.4%	-	3.9%
ICE BofA Q880 Custom Index <sup>7</sup>				EUR	7.8%	6.6%	3.1%	-	1.2%
Fidelity Funds - Flexible Bond Fund <sup>2</sup>	24.2.21	24.2.21	Y-ACC	USD	-	-	-	-	-
ICE BofA Q880 Custom Index				USD	-	-	-	-	-
Fidelity Funds - Flexible Bond Fund	16.2.16	16.2.16	Y-ACC	EUR	8.1%	7.5%	3.2%	-	3.1%
ICE BofA Q880 Custom Index <sup>7</sup>				EUR	7.8%	6.6%	3.1%	-	1.2%
Fidelity Funds - Flexible Bond Fund	15.9.15	15.9.15	Y-ACC	GBP	3.9%	6.1%	3.4%	-	5.0%
ICE BofA Q880 Custom Index <sup>7</sup>				GBP	3.5%	5.1%	3.2%	-	3.3%
Fidelity Funds - Flexible Bond Fund	16.2.16	16.2.16	Y-ACC (EUR/GBP hedged)	EUR	3.2%	5.0%	2.4%	-	3.9%
ICE BofA Q880 Custom Index <sup>7</sup>				EUR	7.8%	6.6%	3.1%	-	1.2%
Fidelity Funds - Flexible Bond Fund <sup>2</sup>	24.2.21	24.2.21	Y-MINCOME (G)	USD	-	-	-	-	-
ICE BofA Q880 Custom Index				USD	-	-	-	-	-
Fidelity Funds - Flexible Bond Fund <sup>2</sup>	24.2.21	24.2.21	Y-MINCOME (G)	EUR	-	-	-	-	-
ICE BofA Q880 Custom Index				EUR	-	-	-	-	-

Sub-Funds <sup>1</sup> /Benchmark	Launch Date	Since Inception Performance Start Date	Class of Shares	Currency of denomination of shares	1 Year	3 years <sup>3</sup>	5 years <sup>3</sup>	10 years <sup>3</sup>	Since Inception <sup>3</sup>
Fidelity Funds - Flexible Bond Fund <sup>2</sup>	24.2.21	24.2.21	Y-MINCOME (G)	GBP	-	-	-	-	-
ICE BofA Q880 Custom Index				GBP	-	-	-	-	-
Fidelity Funds - Global Bond Fund	1.10.90	1.10.90	A	USD	-3.3%	4.4%	2.4%	1.2%	4.4%
Bloomberg Barclays Global Aggregate Bond Index <sup>7</sup>				USD	0.5%	4.6%	2.5%	1.7%	5.8%
Fidelity Funds - Global High Yield Fund	5.3.12	5.3.12	A-ACC	USD	5.5%	4.2%	4.2%	-	5.0%
ICE BofA Q788 Custom Index Hedged to USD				USD	9.7%	7.1%	6.4%	-	6.7%
Fidelity Funds - Global High Yield Fund	5.3.12	5.3.12	A-MINCOME (hedged)	EUR	4.6%	2.0%	2.0%	-	3.6%
ICE BofA Q788 Custom Index Hedged to EUR				EUR	8.7%	4.8%	4.2%	-	5.3%
Fidelity Funds - Global Income Fund <sup>4</sup>	7.3.13	7.3.13	A-ACC	USD	2.2%	4.3%	3.6%	-	3.1%
Fidelity Funds - Global Income Fund <sup>4</sup>	9.4.13	9.4.13	A-MINCOME (G)	USD	2.3%	4.3%	3.6%	-	3.2%
Fidelity Funds - Global Inflation-linked Bond Fund	29.5.08	29.5.08	A-ACC	USD	0.6%	3.3%	2.3%	0.2%	1.1%
Bloomberg Barclays World Government Inflation-Linked 1 to 10 Year Index <sup>7</sup>				USD	4.9%	5.1%	3.4%	1.4%	2.0%
Fidelity Funds - Global Inflation-linked Bond Fund	29.5.08	29.5.08	A-ACC (hedged)	EUR	0.0%	1.5%	0.6%	0.3%	1.5%
Bloomberg Barclays World Government Inflation-Linked 1 to 10 Year Index Hedged to EUR <sup>7</sup>				EUR	4.4%	3.3%	1.7%	1.5%	2.4%
Fidelity Funds – Global Short Duration Income Fund <sup>4</sup>	25.11.08	25.11.08	A-ACC	USD	0.3%	2.3%	2.1%	-1.3%	1.3%
Fidelity Funds – Global Short Duration Income Fund <sup>4</sup>	25.11.08	25.11.08	A-MDIST	USD	0.3%	2.3%	2.1%	-1.3%	1.3%
Fidelity Funds - Sustainable Asian Bond Fund <sup>5</sup>	17.11.21	17.11.21	A-ACC	USD	-	-	-	-	-
J.P. Morgan Asia Credit Index				USD	-	-	-	-	-

Sub-Funds <sup>1</sup> /Benchmark	Launch Date	Since Inception Performance Start Date	Class of Shares	Currency of denomination of shares	1 Year	3 years <sup>3</sup>	5 years <sup>3</sup>	10 years <sup>3</sup>	Since Inception <sup>3</sup>
Fidelity Funds - Sustainable Asian Bond Fund <sup>5</sup>  J.P. Morgan Asia Credit Index  Fidelity Funds - Sustainable Asian Bond Fund <sup>5</sup>  J.P. Morgan Asia Credit Index  Fidelity Funds - Sustainable Asian Bond Fund <sup>5</sup>  J.P. Morgan Asia Credit Index  Fidelity Funds - Sustainable Asian Bond Fund <sup>5</sup>  J.P. Morgan Asia Credit Index  Fidelity Funds - Sustainable Asian Bond Fund <sup>5</sup>  J.P. Morgan Asia Credit Index  Fidelity Funds - Sustainable Asian Bond Fund <sup>5</sup>  J.P. Morgan Asia Credit Index  Fidelity Funds - Sustainable Asian Bond Fund <sup>5</sup>  J.P. Morgan Asia Credit Index  Fidelity Funds - Sustainable Asian Bond Fund <sup>5</sup>  J.P. Morgan Asia Credit Index	17.11.21	17.11.21	A-ACC	EUR	-	-	-	-	-
	17.11.21	17.11.21	A-ACC (hedged)	EUR	-	-	-	-	-
	8.12.21	8.12.21	A-MCDIST (hedged)	SGD	-	-	-	-	-
	8.12.21	8.12.21	A-MINCOME (G)	USD	-	-	-	-	-
	17.11.21	17.11.21	A-MINCOME (G) (hedged)	SGD	-	-	-	-	-
	17.11.21	17.11.21	Y-ACC	USD	-	-	-	-	-
	17.11.21	17.11.21	Y-ACC	EUR	-	-	-	-	-
	8.12.21	8.12.21	Y-MINCOME(G)	USD	-	-	-	-	-
	8.3.11	8.3.11	A-ACC	USD	-1.2%	4.1%	2.3%	0.9%	1.3%
				USD	3.5%	5.1%	2.3%	1.7%	2.4%

Sub-Funds <sup>1</sup> /Benchmark	Launch Date	Since Inception Performance Start Date	Class of Shares	Currency of denomination of shares	1 Year	3 years <sup>3</sup>	5 years <sup>3</sup>	10 years <sup>3</sup>	Since Inception <sup>3</sup>
Fidelity Funds - Sustainable Strategic Bond Fund	10.12.12	10.12.12	A-GMDIST (hedged)	EUR	-2.0%	2.1%	0.8%	-	0.7%
ICE BofA Q944 Custom Index Hedged to EUR <sup>7</sup>				EUR	2.6%	3.1%	0.9%	-	2.0%
Fidelity Funds - Sustainable Strategic Bond Fund <sup>2</sup>	14.4.21	14.4.21	Y-ACC	USD	-	-	-	-	-
ICE BofA Q944 Custom Index				USD	-	-	-	-	-
Fidelity Funds - US Dollar Bond Fund	12.11.90	12.11.90	A	USD	-3.4%	5.9%	3.2%	3.4%	5.2%
ICE BofA Q4AR Custom Index <sup>7</sup>				USD	-0.2%	6.1%	3.4%	3.4%	6.0%
Fidelity Funds - US Dollar Bond Fund	25.9.06	25.9.06	A-ACC	USD	-3.4%	5.9%	3.2%	3.5%	4.1%
ICE BofA Q4AR Custom Index <sup>7</sup>				USD	-0.2%	6.1%	3.4%	3.4%	4.3%
Fidelity Funds - US Dollar Bond Fund	9.6.03	9.6.03	A-MDIST	USD	-3.4%	5.9%	3.2%	3.5%	3.8%
ICE BofA Q4AR Custom Index <sup>7</sup>				USD	-0.2%	6.1%	3.4%	3.4%	4.0%
Fidelity Funds - US Dollar Bond Fund	15.9.15	15.9.15	Y	USD	0.5%	7.6%	4.4%	-	4.7%
ICE BofA Q4AR Custom Index <sup>7</sup>				USD	-0.2%	6.1%	3.4%	-	4.0%
Fidelity Funds - US Dollar Bond Fund	17.3.08	17.03.08	Y-ACC	USD	0.5%	7.6%	4.4%	4.2%	4.7%
ICE BofA Q4AR Custom Index <sup>7</sup>				USD	-0.2%	6.1%	3.4%	3.4%	4.0%
Fidelity Funds - US Dollar Bond Fund	15.9.15	15.9.15	Y-MDIST	USD	0.5%	7.6%	4.4%	-	4.7%
ICE BofA Q4AR Custom Index <sup>7</sup>				USD	-0.2%	6.1%	3.4%	-	4.0%
Fidelity Funds - US High Yield Fund	5.9.01	5.9.01	A	USD	6.0%	4.3%	4.9%	5.6%	6.4%
ICE BofA US High Yield Constrained Index				USD	10.3%	6.8%	6.5%	6.9%	7.6%
Fidelity Funds - US High Yield Fund	5.9.01	5.9.01	A	EUR	7.4%	3.7%	3.7%	7.7%	4.9%
ICE BofA US High Yield Constrained Index				EUR	11.7%	6.3%	5.2%	9.0%	6.0%

Sub-Funds <sup>1</sup> /Benchmark	Launch Date	Since Inception Performance Start Date	Class of Shares	Currency of denomination of shares	1 Year	3 years <sup>3</sup>	5 years <sup>3</sup>	10 years <sup>3</sup>	Since Inception <sup>3</sup>
Fidelity Funds - US High Yield Fund	5.9.01	5.9.01	A	GBP	3.2%	2.2%	3.9%	7.4%	6.8%
ICE BofA US High Yield Constrained Index				GBP	7.3%	4.8%	5.4%	8.7%	7.9%
Fidelity Funds - US High Yield Fund	6.4.11	6.4.11	A-ACC	USD	6.0%	4.3%	4.9%	5.6%	4.9%
ICE BofA US High Yield Constrained Index				USD	10.3%	6.8%	6.5%	6.9%	6.4%
Fidelity Funds - US High Yield Fund	25.9.06	25.9.06	A-ACC	EUR	7.4%	3.7%	3.7%	7.7%	6.5%
ICE BofA US High Yield Constrained Index				EUR	11.7%	6.3%	5.2%	9.0%	7.8%
Fidelity Funds - US High Yield Fund	18.5.11	18.5.11	A-ACC (hedged)	EUR	5.1%	2.1%	2.7%	4.2%	3.5%
ICE BofA US High Yield Constrained Index Hedged to EUR				EUR	9.2%	4.6%	4.2%	5.4%	4.9%
Fidelity Funds - US High Yield Fund	9.6.03	9.6.03	A-MDIST	USD	6.0%	4.3%	4.9%	5.6%	6.4%
ICE BofA US High Yield Constrained Index				USD	10.3%	6.8%	6.5%	6.9%	7.6%
Fidelity Funds - US High Yield Fund	15.5.06	15.5.06	A-MDIST	SGD	5.0%	3.6%	4.6%	6.8%	4.8%
ICE BofA US High Yield Constrained Index				SGD	9.1%	6.1%	6.2%	8.1%	6.1%
Fidelity Funds - US High Yield Fund	18.9.13	18.9.13	A-MDIST (hedged)	AUD	5.7%	3.4%	4.5%	-	5.4%
ICE BofA US High Yield Constrained Index Hedged to AUD				AUD	9.8%	5.6%	5.9%	-	6.4%
Fidelity Funds - US High Yield Fund	18.8.10	18.8.10	A-MINCOME	USD	6.1%	4.3%	4.9%	5.6%	5.7%
ICE BofA US High Yield Constrained Index				USD	10.3%	6.8%	6.5%	6.9%	7.0%
Fidelity Funds - US High Yield Fund	18.8.10	18.8.10	A-MINCOME	HKD	6.5%	4.0%	5.0%	5.6%	5.7%
ICE BofA US High Yield Constrained Index				HKD	10.6%	6.5%	6.5%	6.9%	7.0%
Fidelity Funds - US High Yield Fund	18.6.13	18.6.13	A-MINCOME (G)	USD	6.0%	4.3%	4.9%	-	4.6%
ICE BofA US High Yield Constrained Index				USD	10.3%	6.8%	6.5%	-	5.9%

Sub-Funds <sup>1</sup> /Benchmark	Launch Date	Since Inception Performance Start Date	Class of Shares	Currency of denomination of shares	1 Year	3 years <sup>3</sup>	5 years <sup>3</sup>	10 years <sup>3</sup>	Since Inception <sup>3</sup>
Fidelity Funds - US High Yield Fund	26.2.20	26.2.20	RY	USD	10.6%	-	-	-	6.8%
ICE BofA US High Yield Constrained Index				USD	10.3%	-	-	-	7.1%
Fidelity Funds - US High Yield Fund	26.2.20	26.2.20	RY-ACC	USD	10.7%	-	-	-	6.8%
ICE BofA US High Yield Constrained Index				USD	10.3%	-	-	-	7.1%
Fidelity Funds - US High Yield Fund	26.2.20	26.2.20	RY-ACC (hedged)	EUR	9.6%	-	-	-	5.4%
ICE BofA US High Yield Constrained Index Hedged to EUR				EUR	9.2%	-	-	-	5.8%
Fidelity Funds - US High Yield Fund	9.10.13	9.10.13	Y	USD	10.4%	6.1%	6.2%	-	5.8%
ICE BofA US High Yield Constrained Index				USD	10.3%	6.8%	6.5%	-	5.9%
Fidelity Funds - US High Yield Fund	9.10.13	9.10.13	Y	EUR	11.9%	5.5%	5.0%	-	7.7%
ICE BofA US High Yield Constrained Index				EUR	11.7%	6.3%	5.2%	-	7.8%
Fidelity Funds - US High Yield Fund	20.8.15	20.8.15	Y	GBP	7.4%	4.0%	5.2%	-	8.6%
ICE BofA US High Yield Constrained Index				GBP	7.3%	4.8%	5.4%	-	9.2%
Fidelity Funds - US High Yield Fund	2.7.08	2.7.08	Y-ACC	USD	10.4%	6.1%	6.2%	6.5%	7.1%
ICE BofA US High Yield Constrained Index				USD	10.3%	6.8%	6.5%	6.9%	7.9%
Fidelity Funds - US High Yield Fund	7.8.15	7.8.15	Y-ACC	EUR	11.9%	5.4%	4.7%	-	4.5%
ICE BofA US High Yield Constrained Index Hedged to EUR				EUR	9.2%	4.6%	4.2%	-	4.6%
Fidelity Funds - US High Yield Fund	16.9.11	16.9.11	Y-ACC (hedged)	EUR	9.5%	3.9%	4.0%	-	5.2%
ICE BofA US High Yield Constrained Index Hedged to EUR				EUR	9.2%	4.6%	4.2%	-	5.5%
Fidelity Funds - US High Yield Fund	20.8.15	20.8.15	Y-MDIST	USD	10.5%	6.1%	6.2%	-	6.2%
ICE BofA US High Yield Constrained Index				USD	10.3%	6.8%	6.5%	-	6.9%

Sub-Funds <sup>1</sup> /Benchmark	Launch Date	Since Inception Performance Start Date	Class of Shares	Currency of denomination of shares	1 Year	3 years <sup>3</sup>	5 years <sup>3</sup>	10 years <sup>3</sup>	Since Inception <sup>3</sup>
Fidelity Funds - US High Yield Fund	20.8.15	20.8.15	Y-MDIST	SGD	9.3%	4.5%	5.4%	-	5.0%
ICE BofA US High Yield Constrained Index				SGD	9.1%	6.1%	6.2%	-	6.1%
Fidelity Funds - US High Yield Fund	20.8.15	20.8.15	Y-MDIST (hedged)	AUD	10.1%	5.3%	5.9%	-	6.2%
ICE BofA US High Yield Constrained Index Hedged to AUD				AUD	9.8%	5.6%	5.9%	-	6.6%
Fidelity Funds - US High Yield Fund	15.9.15	15.9.15	Y-MINCOME	USD	10.4%	6.1%	6.2%	-	6.3%
ICE BofA US High Yield Constrained Index				USD	10.3%	6.8%	6.5%	-	6.9%
Fidelity Funds - US High Yield Fund	15.9.15	15.9.15	Y-MINCOME	HKD	10.9%	5.8%	6.3%	-	6.4%
ICE BofA US High Yield Constrained Index				HKD	10.6%	6.5%	6.5%	-	6.9%

#### Cash Sub-Funds

Sub-Funds <sup>1</sup> /Benchmark	Launch Date	Since Inception Performance Start Date	Class of Shares	Currency of denomination of shares	1 Year	3 years <sup>3</sup>	5 years <sup>3</sup>	10 years <sup>3</sup>	Since Inception <sup>3</sup>
Fidelity Funds - Euro Cash Fund <sup>4</sup>	20.9.93	20.9.93	A	EUR	-1.1%	-1.0%	-0.8%	-0.4%	1.4%
Fidelity Funds - US Dollar Cash Fund <sup>4</sup>	20.9.93	20.9.93	A	USD	-0.3%	0.8%	0.8%	0.4%	2.1%

#### Fidelity Lifestyle Funds Sub-Funds

Sub-Funds <sup>1</sup> /Benchmark	Launch Date	Since Inception Performance Start Date	Class of Shares	Currency of denomination of shares	1 Year	3 years <sup>3</sup>	5 years <sup>3</sup>	10 years <sup>3</sup>	Since Inception <sup>3</sup>
Fidelity Funds - Fidelity Target <sup>TM</sup> 2020 Fund <sup>6</sup>	10.5.02	10.5.02	A	USD	-5.8%	-0.8%	2.3%	4.8%	4.4%
Fidelity Target 2020 Blend <sup>7</sup>				USD	0.2%	1.6%	4.4%	6.6%	5.6%

#### Systematic Multi Asset Risk Targeted Sub-Funds

Sub-Funds <sup>1</sup> /Benchmark	Launch Date	Since Inception Performance Start Date	Class of Shares	Currency of denomination of shares	1 Year	3 years <sup>3</sup>	5 years <sup>3</sup>	10 years <sup>3</sup>	Since Inception <sup>3</sup>
Fidelity Funds - SMART Global Defensive Fund <sup>4</sup>	4.8.97	26.6.95	A	EUR	0.2%	-0.5%	-0.2%	3.6%	4.4%



- <sup>1</sup> Investors should note that the past performance of any of the Sub-Funds/Share class is not necessarily indicative of the future performance of the Sub-Fund/Share class.
- <sup>2</sup> As the Sub-Fund/Share class is newly established, a track record of at least one year is not available.
- <sup>3</sup> For periods longer than 1 year, the performance numbers are calculated based on the average annual compounded return of the Sub-Fund/Share class.
- <sup>4</sup> There is no benchmark for this Sub-Fund/Share class. Please refer to the section on “Information on Benchmark Changes for Certain Sub-Funds” for further details.
- <sup>5</sup> The Sub-Fund/Share class has not been launched as at date of the performance reporting (ie. 31 August 2021).
- <sup>6</sup> The benchmark for the Sub-Fund will change as the Sub-Fund, in line with the Sub-Fund’s investment objective, reaches its maturity date.
- <sup>7</sup> The performance figures shown above are a blend of the current and historical benchmark figures.

Note:

- (a) Performance numbers are calculated on a single pricing (NAV to NAV) basis and with net dividends re-invested.
- (b) Performance figures are calculated based on the Net Asset Value of the Sub-Fund after taking into account any pricing adjustments (swing pricing). This may increase the variability of a Sub-Fund’s returns, as the level of subscription/redemption activity may result in the application of pricing adjustments which would affect the value of the Sub-Fund in addition to changes in the value of the underlying investments of the Sub-Fund. Please see paragraph 15.2 of the Singapore Prospectus for details on the price adjustment policy (swing pricing) of the Fund.
- (c) Performance numbers are calculated with reference to the currency of denomination of the relevant share classes.
- (d) Performance numbers for each share class of the sub-fund in this Annexure take into account the relevant sales charge, if applicable.
- (e) Euro performances shown in German Deutschmark until 31.12.1998.

## B. Total Expense Ratios and Turnover Ratios

The total expenses ratios<sup>1 & 2</sup> and turnover ratios<sup>3</sup> of each of the Sub-Funds based on the audited accounts of the Fidelity Funds for the year ended 30 April 2021 are:

### Equity Sub-Funds

Sub-Funds	Class of Shares	Currency of denomination of shares	Total Expense Ratio (%)	Turnover Ratio (%)
Fidelity Funds - America Fund	A	USD	1.89	39.82
Fidelity Funds - America Fund	A	SGD	1.89	
Fidelity Funds - America Fund	A (hedged)	SGD	1.89	
Fidelity Funds - America Fund	A-ACC	USD	1.89	
Fidelity Funds - America Fund	A-ACC (hedged)	AUD	1.89	
Fidelity Funds - America Fund	Y-ACC	USD	1.04	
Fidelity Funds - America Fund	SR-ACC	USD	1.69	
Fidelity Funds - America Fund	SR-ACC	SGD	1.69	
Fidelity Funds - America Fund	SR-ACC (hedged)	SGD	1.69	
Fidelity Funds - American Growth Fund	A	USD	1.90	86.45
Fidelity Funds - ASEAN Fund	A	USD	1.93	48.74
Fidelity Funds - ASEAN Fund	A	SGD	1.93	
Fidelity Funds - ASEAN Fund	Y	USD	1.08	
Fidelity Funds - ASEAN Fund <sup>3</sup>	Y	SGD	NA	
Fidelity Funds - ASEAN Fund	Y-ACC	USD	1.08	
Fidelity Funds - ASEAN Fund <sup>3</sup>	Y-ACC	SGD	NA	
Fidelity Funds - Asia Pacific Opportunities Fund	A-ACC	USD	1.91	55.75
Fidelity Funds - Asia Pacific Opportunities Fund	A-ACC	Euro	1.91	
Fidelity Funds - Asia Pacific Opportunities Fund <sup>4</sup>	A-ACC (hedged)	SGD	1.91	
Fidelity Funds - Asian Equity Fund	S-ACC	SGD	1.18	59.64
Fidelity Funds - Asian Smaller Companies Fund	A	USD	1.92	61.70
Fidelity Funds - Asian Smaller Companies Fund	A	Euro	1.92	
Fidelity Funds - Asian Smaller Companies Fund	A-ACC	USD	1.92	
Fidelity Funds - Asian Smaller Companies Fund	A-ACC	Euro	1.92	
Fidelity Funds - Asian Smaller Companies Fund	A-ACC	SGD	1.92	
Fidelity Funds - Asian Smaller Companies Fund	Y	USD	1.07	
Fidelity Funds - Asian Smaller Companies Fund	Y	Euro	1.07	
Fidelity Funds - Asian Smaller Companies Fund	Y-ACC	USD	1.07	
Fidelity Funds - Asian Smaller Companies Fund	Y-ACC	Euro	1.07	
Fidelity Funds - Asian Special Situations Fund	A	USD	1.91	62.78
Fidelity Funds - Asian Special Situations Fund	Y-ACC	USD	1.06	
Fidelity Funds - Asian Special Situations Fund	SR-ACC	SGD	1.71	

Sub-Funds	Class of Shares	Currency of denomination of shares	Total Expense Ratio (%)	Turnover Ratio (%)
Fidelity Funds - Australian Diversified Equity Fund (formerly known as Fidelity Funds - Australia Fund)	A	AUD	1.92	12.49
Fidelity Funds - Australian Diversified Equity Fund (formerly known as Fidelity Funds - Australia Fund)	Y-ACC	AUD	1.07	
Fidelity Funds - China Consumer Fund	A	USD	1.90	54.10
Fidelity Funds - China Consumer Fund	A	Euro	1.90	
Fidelity Funds - China Consumer Fund	A	GBP	1.90	
Fidelity Funds - China Consumer Fund	A	SGD	1.90	
Fidelity Funds - China Consumer Fund	A-ACC	USD	1.90	
Fidelity Funds - China Consumer Fund	A-ACC	Euro	1.90	
Fidelity Funds - China Consumer Fund	A-ACC	HKD	1.90	
Fidelity Funds - China Consumer Fund	A-ACC (hedged)	AUD	1.90	
Fidelity Funds - China Consumer Fund	Y-ACC	USD	1.05	
Fidelity Funds - China Focus Fund	A	USD	1.91	9.35
Fidelity Funds - China Focus Fund	A	GBP	1.91	
Fidelity Funds - China Focus Fund	A	SGD	1.91	
Fidelity Funds - China Focus Fund	A-ACC	USD	1.91	
Fidelity Funds - China Focus Fund	A-ACC	Euro	1.91	
Fidelity Funds - China Focus Fund	A-ACC	HKD	1.91	
Fidelity Funds - China Focus Fund	Y	USD	1.06	
Fidelity Funds - China Focus Fund	Y	GBP	1.06	
Fidelity Funds - China Focus Fund	Y	SGD	1.06	
Fidelity Funds - China Focus Fund	Y-ACC	USD	1.06	
Fidelity Funds - China Focus Fund	Y-ACC	Euro	1.06	
Fidelity Funds - China Focus Fund	SR-ACC	SGD	1.71	
Fidelity Funds - China Innovation Fund	A	USD	1.89	125.65
Fidelity Funds - China Innovation Fund <sup>4</sup>	A-ACC	USD	1.88	
Fidelity Funds - China Innovation Fund	A-ACC	Euro	1.89	
Fidelity Funds - China Innovation Fund	A-ACC	HKD	1.89	
Fidelity Funds - China Innovation Fund <sup>4</sup>	A-ACC	SGD	1.88	
Fidelity Funds - China Innovation Fund <sup>4</sup>	A-ACC (SGD/USD hedged)	SGD	1.88	
Fidelity Funds - China Innovation Fund	Y-ACC	USD	1.04	
Fidelity Funds - China Innovation Fund <sup>4</sup>	Y-ACC	Euro	1.03	
Fidelity Funds - China Innovation Fund <sup>4</sup>	Y-ACC	SGD	1.03	
Fidelity Funds - Emerging Asia Fund	A	USD	1.94	20.64
Fidelity Funds - Emerging Asia Fund	A	Euro	1.94	
Fidelity Funds - Emerging Asia Fund	Y-ACC	USD	1.09	

Sub-Funds	Class of Shares	Currency of denomination of shares	Total Expense Ratio (%)	Turnover Ratio (%)
Fidelity Funds - Emerging Europe, Middle East and Africa Fund	A	USD	1.92	36.12
Fidelity Funds - Emerging Europe, Middle East and Africa Fund	A	Euro	1.92	
Fidelity Funds - Emerging Europe, Middle East and Africa Fund	Y-ACC	USD	1.07	
Fidelity Funds - Emerging Markets Focus Fund	A	USD	1.91	32.02
Fidelity Funds - Emerging Markets Focus Fund	A	Euro	1.92	
Fidelity Funds - Emerging Markets Focus Fund	Y-ACC	USD	1.07	
Fidelity Funds - Emerging Markets Fund	A	USD	1.91	36.70
Fidelity Funds - Emerging Markets Fund	A	SGD	1.91	
Fidelity Funds - Emerging Markets Fund	A-ACC	USD	1.91	
Fidelity Funds - Emerging Markets Fund	A-ACC (SGD/USD hedged)	SGD	1.91	
Fidelity Funds - Emerging Markets Fund	Y-ACC	USD	1.06	
Fidelity Funds - Emerging Markets Fund	SR-ACC	SGD	1.71	
Fidelity Funds - EURO STOXX 50® Fund	A	Euro	0.28	18.14
Fidelity Funds - European Dynamic Growth Fund	A	Euro	1.89	32.56
Fidelity Funds - European Dynamic Growth Fund	A	SGD	1.89	
Fidelity Funds - European Dynamic Growth Fund	A-ACC	Euro	1.89	
Fidelity Funds - European Dynamic Growth Fund	A-ACC (hedged)	USD	1.89	
Fidelity Funds - European Dynamic Growth Fund	A-ACC (hedged)	SGD	1.89	
Fidelity Funds - European Dynamic Growth Fund	Y	Euro	1.04	
Fidelity Funds - European Dynamic Growth Fund	Y-ACC	Euro	1.04	
Fidelity Funds - European Dynamic Growth Fund	Y-ACC (hedged)	USD	1.04	
Fidelity Funds - European Growth Fund	A	Euro	1.89	36.77
Fidelity Funds - European Growth Fund	A	SGD	1.89	
Fidelity Funds - European Growth Fund	A-ACC (hedged)	USD	1.89	
Fidelity Funds - European Growth Fund	Y-ACC	Euro	1.04	
Fidelity Funds - European Growth Fund	SR-ACC	Euro	1.69	
Fidelity Funds - European Growth Fund	SR-ACC	SGD	1.69	
Fidelity Funds - European Larger Companies Fund	A	Euro	1.91	40.89
Fidelity Funds - European Larger Companies Fund	I-ACC (SGD/Euro hedged)	SGD	0.89	
Fidelity Funds - European Smaller Companies Fund	A	Euro	1.90	85.06
Fidelity Funds - European Smaller Companies Fund	A-ACC (hedged)	USD	1.90	
Fidelity Funds - European Smaller Companies Fund	Y-ACC	Euro	1.05	
Fidelity Funds - France Fund	A	Euro	1.91	24.39

Sub-Funds	Class of Shares	Currency of denomination of shares	Total Expense Ratio (%)	Turnover Ratio (%)
Fidelity Funds - Germany Fund	A	Euro	1.91	63.38
Fidelity Funds - Germany Fund	A-ACC	Euro	1.91	
Fidelity Funds - Germany Fund	A-ACC (hedged)	USD	1.91	
Fidelity Funds - Germany Fund	A-ACC (hedged)	CHF	1.91	
Fidelity Funds - Germany Fund	Y	Euro	1.06	
Fidelity Funds - Germany Fund	Y-ACC	Euro	1.06	
Fidelity Funds - Germany Fund	Y-ACC (hedged)	USD	1.06	
Fidelity Funds - Germany Fund	Y-ACC (hedged)	CHF	1.06	
Fidelity Funds - Global Demographics Fund	A-ACC	USD	1.91	31.11
Fidelity Funds - Global Demographics Fund	A-ACC	SGD	1.91	
Fidelity Funds - Global Demographics Fund	A-ACC (SGD/USD hedged)	SGD	1.91	
Fidelity Funds - Global Demographics Fund	Y-ACC	USD	1.06	
Fidelity Funds - Global Financial Services Fund	A	USD	1.90	73.22
Fidelity Funds - Global Financial Services Fund	A	Euro	1.90	
Fidelity Funds - Global Financial Services Fund	A	GBP	1.90	
Fidelity Funds - Global Financial Services Fund	A-ACC	SGD	1.90	
Fidelity Funds - Global Financial Services Fund	A-ACC (hedged)	USD	1.90	
Fidelity Funds - Global Financial Services Fund	Y	Euro	1.05	
Fidelity Funds - Global Financial Services Fund	Y-ACC	USD	1.05	
Fidelity Funds - Global Financial Services Fund	Y-ACC	Euro	1.05	
Fidelity Funds - Global Focus Fund	A	USD	1.91	76.27
Fidelity Funds - Global Focus Fund	A-ACC	USD	1.91	
Fidelity Funds - Global Health Care Fund	A	Euro	1.90	65.92
Fidelity Funds - Global Health Care Fund	A-ACC	USD	1.90	
Fidelity Funds - Global Industrials Fund	A	Euro	1.90	75.47
Fidelity Funds - Global Low Volatility Equity Fund	A-ACC	USD	1.72	46.25
Fidelity Funds - Global Low Volatility Equity Fund	A-MINCOME(G)	USD	1.72	
Fidelity Funds - Global Low Volatility Equity Fund	A-MINCOME(G) (SGD/USD hedged)	SGD	1.72	
Fidelity Funds - Global Property Fund	A	USD	1.92	34.56
Fidelity Funds - Global Property Fund	A	Euro	1.92	
Fidelity Funds - Global Property Fund	A-ACC	USD	1.92	
Fidelity Funds - Global Property Fund	A-ACC	Euro	1.92	
Fidelity Funds - Global Technology Fund	A	Euro	1.89	65.70
Fidelity Funds - Global Technology Fund	A-ACC	USD	1.89	
Fidelity Funds - Global Technology Fund	A-ACC	SGD	1.89	
Fidelity Funds - Global Technology Fund	Y-ACC	USD	1.04	

Sub-Funds	Class of Shares	Currency of denomination of shares	Total Expense Ratio (%)	Turnover Ratio (%)
Fidelity Funds - Global Thematic Opportunities Fund	A	USD	1.90	56.51
Fidelity Funds - Global Thematic Opportunities Fund	A	Euro	1.90	
Fidelity Funds - Global Thematic Opportunities Fund	A-ACC	USD	1.90	
Fidelity Funds - Global Thematic Opportunities Fund	A-ACC	Euro	1.90	
Fidelity Funds - Global Thematic Opportunities Fund <sup>†</sup>	A-ACC	HKD	1.89	
Fidelity Funds - Global Thematic Opportunities Fund <sup>†</sup>	I-ACC	USD	0.88	
Fidelity Funds - Global Thematic Opportunities Fund	Y	USD	1.05	
Fidelity Funds - Global Thematic Opportunities Fund	Y	Euro	1.05	
Fidelity Funds - Global Thematic Opportunities Fund	Y-ACC	USD	1.05	
Fidelity Funds - Global Thematic Opportunities Fund <sup>†</sup>	Y-ACC	SGD	1.04	
Fidelity Funds - Greater China Fund	A	USD	1.93	61.78
Fidelity Funds - Greater China Fund	A	SGD	1.93	
Fidelity Funds - Greater China Fund	Y-ACC	USD	1.08	
Fidelity Funds - Greater China Fund	SR-ACC	SGD	1.73	
Fidelity Funds - Greater China Fund II	S-ACC	SGD	1.03	64.15
Fidelity Funds - Iberia Fund	A	Euro	1.93	27.90
Fidelity Funds - India Focus Fund	A	USD	1.93	27.59
Fidelity Funds - India Focus Fund	A	SGD	1.93	
Fidelity Funds - India Focus Fund	Y-ACC	USD	1.08	
Fidelity Funds - Indonesia Fund	A	USD	1.92	26.77
Fidelity Funds - Indonesia Fund	Y-ACC	USD	1.07	
Fidelity Funds - Italy Fund	A	Euro	1.92	67.84
Fidelity Funds - Italy Fund	A-ACC	Euro	1.92	
Fidelity Funds - Italy Fund	Y	Euro	1.07	
Fidelity Funds - Italy Fund	Y-ACC	Euro	1.07	
Fidelity Funds - Japan Advantage Fund	A	JPY	1.92	38.15
Fidelity Funds - Japan Aggressive Fund	A	JPY	1.91	67.21
Fidelity Funds - Japan Aggressive Fund	I-ACC	JPY	0.89	
Fidelity Funds - Japan Smaller Companies Fund	A	JPY	1.90	46.55
Fidelity Funds - Latin America Fund	A	USD	1.93	75.33
Fidelity Funds - Latin America Fund	A-ACC	USD	1.93	
Fidelity Funds - Latin America Fund	A-ACC	Euro	1.93	
Fidelity Funds - Latin America Fund	Y-ACC	USD	1.08	
Fidelity Funds - Malaysia Fund	A	USD	1.89	38.52
Fidelity Funds - Malaysia Fund	Y-ACC	USD	1.04	
Fidelity Funds - Nordic Fund	A	SEK	1.92	29.85

Sub-Funds	Class of Shares	Currency of denomination of shares	Total Expense Ratio (%)	Turnover Ratio (%)
Fidelity Funds - Pacific Fund	A	USD	1.92	41.55
Fidelity Funds - Pacific Fund	A	SGD	1.92	
Fidelity Funds - Pacific Fund	A (hedged)	USD	1.92	
Fidelity Funds - Pacific Fund	A-ACC	Euro	1.92	
Fidelity Funds - Pacific Fund	Y	USD	1.07	
Fidelity Funds - Pacific Fund	Y-ACC	USD	1.07	
Fidelity Funds - Pacific Fund	Y-ACC	Euro	1.07	
Fidelity Funds - Singapore Fund	A	USD	1.87	36.39
Fidelity Funds - Singapore Fund	A	SGD	1.88	
Fidelity Funds - Singapore Fund	Y	USD	1.03	
Fidelity Funds - Singapore Fund	Y	SGD	1.03	
Fidelity Funds - Singapore Fund	Y-ACC	USD	1.03	
Fidelity Funds - Singapore Fund	Y-ACC	SGD	1.03	
Fidelity Funds - Sustainable Asia Equity Fund	A	USD	1.92	32.44
Fidelity Funds - Sustainable Asia Equity Fund	A	SGD	1.92	
Fidelity Funds - Sustainable Asia Equity Fund <sup>5</sup>	A-ACC (hedged)	Euro	NA	
Fidelity Funds - Sustainable Asia Equity Fund <sup>5</sup>	Y-ACC (hedged)	Euro	NA	
Fidelity Funds - Sustainable Asia Equity Fund	SR-ACC	SGD	1.72	
Fidelity Funds - Sustainable China A Shares Fund <sup>5</sup>	A	Euro	NA	NA
Fidelity Funds - Sustainable China A Shares Fund <sup>5</sup>	A-ACC	USD	NA	
Fidelity Funds - Sustainable China A Shares Fund <sup>5</sup>	A-ACC	Euro	NA	
Fidelity Funds - Sustainable China A Shares Fund <sup>5</sup>	A-ACC	RMB	NA	
Fidelity Funds - Sustainable China A Shares Fund <sup>5</sup>	A-ACC (SGD/USD hedged)	SGD	NA	
Fidelity Funds - Sustainable China A Shares Fund <sup>5</sup>	Y-ACC	USD	NA	
Fidelity Funds - Sustainable China A Shares Fund <sup>5</sup>	Y-ACC	Euro	NA	
Fidelity Funds - Sustainable China A Shares Fund <sup>5</sup>	Y-ACC	RMB	NA	
Fidelity Funds - Sustainable Climate Solutions Fund <sup>3</sup>	A	Euro	NA	NA
Fidelity Funds - Sustainable Climate Solutions Fund <sup>3</sup>	A-ACC	USD	NA	
Fidelity Funds - Sustainable Climate Solutions Fund <sup>3</sup>	A-ACC	Euro	NA	
Fidelity Funds - Sustainable Climate Solutions Fund <sup>3</sup>	A-ACC (SGD/USD hedged)	SGD	NA	
Fidelity Funds - Sustainable Climate Solutions Fund <sup>3</sup>	Y-ACC	USD	NA	
Fidelity Funds - Sustainable Consumer Brands Fund (formerly known as Fidelity Funds - Global Consumer Industries Fund)	A	Euro	1.90	59.96
Fidelity Funds - Sustainable Consumer Brands Fund (formerly known as Fidelity Funds - Global Consumer Industries Fund)	A	GBP	1.90	
Fidelity Funds - Sustainable Consumer Brands Fund (formerly known as Fidelity Funds - Global Consumer Industries Fund)	A-ACC	USD	1.90	

Sub-Funds	Class of Shares	Currency of denomination of shares	Total Expense Ratio (%)	Turnover Ratio (%)
Fidelity Funds - Sustainable Europe Equity Fund (formerly known as Fidelity Funds - Euro Blue Chip Fund)	A	Euro	1.92	62.54
Fidelity Funds - Sustainable Europe Equity Fund (formerly known as Fidelity Funds - Euro Blue Chip Fund)	A-ACC	Euro	1.92	
Fidelity Funds - Sustainable Europe Equity Fund (formerly known as Fidelity Funds - Euro Blue Chip Fund)	A-ACC (hedged)	USD	1.92	
Fidelity Funds - Sustainable Europe Equity Fund (formerly known as Fidelity Funds - Euro Blue Chip Fund)	A-ACC (hedged)	CZK	1.92	
Fidelity Funds - Sustainable Europe Equity Fund (formerly known as Fidelity Funds - Euro Blue Chip Fund)	Y-ACC	Euro	1.07	
Fidelity Funds - Sustainable Eurozone Equity Fund <sup>4</sup>	A	Euro	1.92	33.31
Fidelity Funds - Sustainable Eurozone Equity Fund	A-ACC	Euro	1.91	
Fidelity Funds - Sustainable Future Connectivity Fund (formerly known as Fidelity Funds - Future Connectivity Fund) <sup>4</sup>	A-ACC	USD	1.92	223.65
Fidelity Funds - Sustainable Future Connectivity Fund (formerly known as Fidelity Funds - Future Connectivity Fund)	A-ACC	Euro	1.92	
Fidelity Funds - Sustainable Future Connectivity Fund (formerly known as Fidelity Funds - Future Connectivity Fund) <sup>5</sup>	A-ACC (SGD/USD hedged)	SGD	NA	
Fidelity Funds - Sustainable Future Connectivity Fund (formerly known as Fidelity Funds - Future Connectivity Fund) <sup>4</sup>	Y-ACC	USD	1.07	
Fidelity Funds - Sustainable Future Connectivity Fund (formerly known as Fidelity Funds - Future Connectivity Fund)	Y-ACC	Euro	1.07	
Fidelity Funds - Sustainable Japan Equity Fund	A	JPY	1.92	67.95
Fidelity Funds - Sustainable Japan Equity Fund	A	SGD	1.92	
Fidelity Funds - Sustainable Japan Equity Fund	A-ACC (hedged)	USD	1.92	
Fidelity Funds - Sustainable US Equity Fund (formerly known as Fidelity Funds - American Diversified Fund)	A	USD	1.92	147.16
Fidelity Funds - Sustainable US Equity Fund (formerly known as Fidelity Funds - American Diversified Fund) <sup>5</sup>	A-ACC	USD	NA	
Fidelity Funds - Sustainable US Equity Fund (formerly known as Fidelity Funds - American Diversified Fund) <sup>5</sup>	A-ACC (hedged)	Euro	NA	
Fidelity Funds - Sustainable US Equity Fund (formerly known as Fidelity Funds - American Diversified Fund) <sup>5</sup>	Y-ACC	GBP	NA	
Fidelity Funds - Sustainable Water & Waste Fund	A-ACC	USD	1.89	53.40
Fidelity Funds - Sustainable Water & Waste Fund	A-ACC	Euro	1.89	
Fidelity Funds - Sustainable Water & Waste Fund	A-ACC (Euro/USD hedged)	Euro	1.89	
Fidelity Funds - Sustainable Water & Waste Fund <sup>4</sup>	A-ACC (SGD/USD hedged)	SGD	1.90	
Fidelity Funds - Sustainable Water & Waste Fund <sup>4</sup>	RY-ACC	USD	0.77	



Sub-Funds	Class of Shares	Currency of denomination of shares	Total Expense Ratio (%)	Turnover Ratio (%)
Fidelity Funds - Sustainable Water & Waste Fund <sup>4</sup>	RY-ACC	CHF	0.77	53.40
Fidelity Funds - Sustainable Water & Waste Fund <sup>4</sup>	RY-ACC	Euro	0.77	
Fidelity Funds - Sustainable Water & Waste Fund	Y-ACC	USD	1.04	
Fidelity Funds - Sustainable Water & Waste Fund	Y-ACC	Euro	1.04	
Fidelity Funds - Sustainable Water & Waste Fund	Y-ACC (Euro/USD hedged)	Euro	1.04	
Fidelity Funds - Switzerland Fund	A	CHF	1.92	19.92
Fidelity Funds - Taiwan Fund	A	USD	1.88	22.88
Fidelity Funds - Taiwan Fund	Y-ACC	USD	1.03	
Fidelity Funds - Thailand Fund	A	USD	1.93	29.87
Fidelity Funds - Thailand Fund	Y-ACC	USD	1.08	
Fidelity Funds - World Fund	A	Euro	1.89	27.46
Fidelity Funds - World Fund	A-ACC	USD	1.89	
Fidelity Funds - World Fund	A-ACC	SGD	1.89	
Fidelity Funds - World Fund	Y-ACC	USD	1.04	

#### Equity Income Sub-Funds

Sub-Funds	Class of Shares	Currency of denomination of shares	Total Expense Ratio (%)	Turnover Ratio (%)
Fidelity Funds - Asia Pacific Dividend Fund	A	USD	1.91	100.04
Fidelity Funds - Asia Pacific Dividend Fund	Y-ACC	USD	1.06	
Fidelity Funds - European Dividend Fund	A-MCDIST(G)	Euro	1.90	34.18
Fidelity Funds - European Dividend Fund	A-MINCOME(G) (hedged)	USD	1.90	
Fidelity Funds - European Dividend Fund	A-QINCOME(G)	Euro	1.90	
Fidelity Funds - Global Dividend Fund	A-ACC	USD	1.89	38.39
Fidelity Funds - Global Dividend Fund	A-ACC	Euro	1.89	
Fidelity Funds - Global Dividend Fund	A-ACC (hedged)	Euro	1.89	
Fidelity Funds - Global Dividend Fund	A-HMDIST(G) (hedged)	AUD	1.89	
Fidelity Funds - Global Dividend Fund	A-HMDIST(G)- (hedged)	RMB	1.89	
Fidelity Funds - Global Dividend Fund	A-MCDIST(G)	USD	1.89	
Fidelity Funds - Global Dividend Fund <sup>5</sup>	A-MCDIST(G) (SGD/USD hedged)	SGD	NA	
Fidelity Funds - Global Dividend Fund	A-MINCOME(G)	USD	1.89	
Fidelity Funds - Global Dividend Fund	A-MINCOME(G)	Euro	1.89	
Fidelity Funds - Global Dividend Fund	A-MINCOME(G)	HKD	1.89	
Fidelity Funds - Global Dividend Fund	A-MINCOME(G)	SGD	1.89	

Sub-Funds	Class of Shares	Currency of denomination of shares	Total Expense Ratio (%)	Turnover Ratio (%)
Fidelity Funds - Global Dividend Fund	A-MINCOME(G) (hedged)	SGD	1.89	38.39
Fidelity Funds - Global Dividend Fund	A-MINCOME(G) (hedged)	AUD	1.89	
Fidelity Funds - Global Dividend Fund	A-QINCOME(G)	USD	1.89	
Fidelity Funds - Global Dividend Fund	Y-ACC	USD	1.04	
Fidelity Funds - Global Dividend Fund	SR-ACC	SGD	1.69	
Fidelity Funds - Global Dividend Fund	SR-MINCOME(G)	SGD	1.69	
Fidelity Funds - Global Dividend Plus Fund <sup>5</sup>	A	USD	NA	127.53
Fidelity Funds - Global Dividend Plus Fund	A	Euro	1.87	
Fidelity Funds - Global Dividend Plus Fund <sup>5</sup>	A-ACC	USD	NA	
Fidelity Funds - Global Dividend Plus Fund <sup>5</sup>	A-GDIST	Euro	NA	
Fidelity Funds - Global Dividend Plus Fund <sup>5</sup>	A-MCDIST(G)	USD	NA	
Fidelity Funds - Global Dividend Plus Fund <sup>5</sup>	A-MDIST	USD	NA	
Fidelity Funds - Global Dividend Plus Fund <sup>5</sup>	A-MDIST	HKD	NA	
Fidelity Funds - Global Dividend Plus Fund <sup>5</sup>	A-MINCOME(G)	USD	NA	
Fidelity Funds - Global Dividend Plus Fund <sup>5</sup>	A-MINCOME(G)	HKD	NA	
Fidelity Funds - Global Dividend Plus Fund <sup>5</sup>	A-MINCOME(G)	SGD	NA	
Fidelity Funds - Global Dividend Plus Fund <sup>5</sup>	Y	USD	NA	
Fidelity Funds - Global Dividend Plus Fund <sup>5</sup>	Y-GDIST	Euro	NA	
Fidelity Funds - Global Dividend Plus Fund <sup>5</sup>	Y-QDIST	USD	NA	
Fidelity Funds - Global Equity Income Fund	I-ACC	USD	0.89	27.07

#### Multi Asset Sub-Funds

Sub-Funds	Class of Shares	Currency of denomination of shares	Total Expense Ratio (%)	Turnover Ratio (%)
Fidelity Funds - Asia Pacific Multi Asset Growth & Income Fund	A-ACC	USD	1.64	50.36
Fidelity Funds - Asia Pacific Multi Asset Growth & Income Fund	A-HMDIST(G) (AUD/USD hedged)	AUD	1.64	
Fidelity Funds - Asia Pacific Multi Asset Growth & Income Fund	A-MCDIST(G)	USD	1.64	
Fidelity Funds - Asia Pacific Multi Asset Growth & Income Fund	A-MCDIST(G) (SGD/USD hedged)	SGD	1.64	
Fidelity Funds - Asia Pacific Multi Asset Growth & Income Fund	A-MINCOME(G)	USD	1.63	
Fidelity Funds - Asia Pacific Multi Asset Growth & Income Fund	A-MINCOME(G)	SGD	1.64	
Fidelity Funds - Asia Pacific Multi Asset Growth & Income Fund	A-MINCOME(G) (SGD/USD hedged)	SGD	1.64	

Sub-Funds	Class of Shares	Currency of denomination of shares	Total Expense Ratio (%)	Turnover Ratio (%)
Fidelity Funds - European Multi Asset Income Fund	A	Euro	1.41	125.19
Fidelity Funds - European Multi Asset Income Fund	A-ACC (hedged)	USD	1.41	
Fidelity Funds - European Multi Asset Income Fund	A-MCDIST(G)	Euro	1.41	
Fidelity Funds - Global Multi Asset Defensive Fund	A-ACC	SGD	1.56	85.50
Fidelity Funds - Global Multi Asset Dynamic Fund	A	USD	1.66	80.76
Fidelity Funds - Global Multi Asset Growth & Income Fund	A-ACC	SGD	1.67	95.91
Fidelity Funds - Global Multi Asset Growth & Income Fund <sup>p</sup>	Y-MCDIST(G)	USD	NA	
Fidelity Funds - Global Multi Asset Income Fund	A-ACC	USD	1.65	61.78
Fidelity Funds - Global Multi Asset Income Fund	A-ACC	Euro	1.65	
Fidelity Funds - Global Multi Asset Income Fund	A-ACC (hedged)	Euro	1.65	
Fidelity Funds - Global Multi Asset Income Fund	A-HMDIST(G) (hedged)	AUD	1.65	
Fidelity Funds - Global Multi Asset Income Fund	A-MCDIST(G)	USD	1.65	
Fidelity Funds - Global Multi Asset Income Fund	A-MCDIST(G) (SGD/USD hedged)	SGD	1.65	
Fidelity Funds - Global Multi Asset Income Fund	A-MDIST	Euro	1.65	
Fidelity Funds - Global Multi Asset Income Fund	A-MINCOME(G)	USD	1.65	
Fidelity Funds - Global Multi Asset Income Fund	A-MINCOME(G)	HKD	1.65	
Fidelity Funds - Global Multi Asset Income Fund	A-MINCOME(G)	SGD	1.65	
Fidelity Funds - Global Multi Asset Income Fund	A-MINCOME(G) (SGD/USD hedged)	SGD	1.65	
Fidelity Funds - Global Multi Asset Income Fund	A-QINCOME(G)	SGD	1.65	
Fidelity Funds - Global Multi Asset Income Fund	A-QINCOME(G) (hedged)	Euro	1.65	
Fidelity Funds - Global Multi Asset Income Fund	Y-MINCOME(G)	USD	0.95	
Fidelity Funds - Greater China Multi Asset Growth & Income Fund	A-ACC	USD	1.60	40.08
Fidelity Funds - Greater China Multi Asset Growth & Income Fund	A-HMDIST(G) (AUD/USD hedged)	AUD	1.60	
Fidelity Funds - Greater China Multi Asset Growth & Income Fund	A-MINCOME(G)	USD	1.60	
Fidelity Funds - Greater China Multi Asset Growth & Income Fund	A-MINCOME(G)	SGD	1.60	
Fidelity Funds - Sustainable Multi Asset Income Fund (formerly known as Fidelity Funds - Multi Asset Income Fund)	A	USD	1.67	70.76

## Bond Sub-Funds

Sub-Funds	Class of Shares	Currency of denomination of shares	Total Expense Ratio (%)	Turnover Ratio (%)
Fidelity Funds - Asia Pacific Strategic Income Fund	A-ACC	USD	1.36	186.11
Fidelity Funds - Asia Pacific Strategic Income Fund	A-HMDIST(G) (hedged)	AUD	1.36	
Fidelity Funds - Asia Pacific Strategic Income Fund	A-MCDIST(G)	USD	1.36	
Fidelity Funds - Asia Pacific Strategic Income Fund	A-MINCOME(G)	USD	1.36	
Fidelity Funds - Asia Pacific Strategic Income Fund	A-MINCOME(G)	SGD	1.36	
Fidelity Funds - Asia Pacific Strategic Income Fund	A-MINCOME(G) (SGD/USD hedged)	SGD	1.36	
Fidelity Funds - Asian Bond Fund	A (hedged)	Euro	1.05	95.39
Fidelity Funds - Asian Bond Fund	A-ACC	USD	1.05	
Fidelity Funds - Asian Bond Fund	A-HMDIST(G) (hedged)	AUD	1.05	
Fidelity Funds - Asian Bond Fund <sup>4</sup>	A-HMDIST(G) (hedged)	RMB	1.05	
Fidelity Funds - Asian Bond Fund	A-MCDIST(G)	USD	1.05	
Fidelity Funds - Asian Bond Fund <sup>5</sup>	A-MCDIST(G)	HKD	NA	
Fidelity Funds - Asian Bond Fund	A-MDIST	USD	1.05	
Fidelity Funds - Asian Bond Fund	A-MINCOME(G)	USD	1.05	
Fidelity Funds - Asian Bond Fund	A-MINCOME(G)	HKD	1.05	
Fidelity Funds - Asian Bond Fund	A-MINCOME(G) (hedged)	SGD	1.05	
Fidelity Funds - Asian Bond Fund	I-QDIST (hedged)	SGD	0.49	
Fidelity Funds - Asian Bond Fund	Y (hedged)	Euro	0.65	
Fidelity Funds - Asian Bond Fund	Y-ACC	USD	0.65	
Fidelity Funds - Asian Bond Fund <sup>4</sup>	Y-ACC (hedged)	CHF	0.65	
Fidelity Funds - Asian Bond Fund <sup>4</sup>	Y-MINCOME(G)	USD	0.65	
Fidelity Funds - Asian Bond Fund	Y-QDIST	USD	0.65	
Fidelity Funds - Asian High Yield Fund	A (hedged)	Euro	1.39	39.94
Fidelity Funds - Asian High Yield Fund	A (hedged)	RMB	1.39	
Fidelity Funds - Asian High Yield Fund	A-ACC	USD	1.39	
Fidelity Funds - Asian High Yield Fund	A-ACC	Euro	1.39	
Fidelity Funds - Asian High Yield Fund	A-HMDIST(G) (hedged)	AUD	1.39	
Fidelity Funds - Asian High Yield Fund	A-MDIST	USD	1.39	
Fidelity Funds - Asian High Yield Fund	A-MDIST	HKD	1.39	
Fidelity Funds - Asian High Yield Fund	A-MDIST (hedged)	SGD	1.39	
Fidelity Funds - Asian High Yield Fund	A-MINCOME	USD	1.39	
Fidelity Funds - Asian High Yield Fund	A-MINCOME(G)	USD	1.39	

Sub-Funds	Class of Shares	Currency of denomination of shares	Total Expense Ratio (%)	Turnover Ratio (%)
Fidelity Funds - Asian High Yield Fund	A-MINCOME(G) (hedged)	SGD	1.39	39.94
Fidelity Funds - Asian High Yield Fund	Y (hedged)	Euro	0.89	
Fidelity Funds - Asian High Yield Fund	Y-ACC	USD	0.89	
Fidelity Funds - Asian High Yield Fund	Y-ACC	Euro	0.89	
Fidelity Funds - Asian High Yield Fund	Y-ACC (hedged)	SGD	0.89	
Fidelity Funds - Asian High Yield Fund	Y-MDIST	USD	0.89	
Fidelity Funds - Asian High Yield Fund	Y-MDIST	HKD	0.89	
Fidelity Funds - Asian High Yield Fund	Y-MDIST (hedged)	SGD	0.89	
Fidelity Funds - Asian High Yield Fund	Y-MINCOME	USD	0.89	
Fidelity Funds - China Government Bond Fund <sup>5</sup>	A-ACC	USD	NA	NA
Fidelity Funds - China Government Bond Fund <sup>5</sup>	A-ACC	Euro	NA	
Fidelity Funds - China Government Bond Fund <sup>5</sup>	A-ACC	RMB	NA	
Fidelity Funds - China Government Bond Fund <sup>5</sup>	A-ACC (hedged)	Euro	NA	
Fidelity Funds - China Government Bond Fund <sup>5</sup>	A-MINCOME(G)	USD	NA	
Fidelity Funds - China Government Bond Fund <sup>5</sup>	A-MINCOME(G)	RMB	NA	
Fidelity Funds - China Government Bond Fund <sup>5</sup>	A-MINCOME(G) (hedged)	SGD	NA	
Fidelity Funds - China Government Bond Fund <sup>5</sup>	Y-ACC	USD	NA	
Fidelity Funds - China Government Bond Fund <sup>5</sup>	Y-ACC	Euro	NA	
Fidelity Funds - China Government Bond Fund <sup>5</sup>	Y-ACC	RMB	NA	
Fidelity Funds - China Government Bond Fund <sup>5</sup>	Y-ACC (hedged)	Euro	NA	
Fidelity Funds - China Government Bond Fund <sup>5</sup>	Y-MINCOME(G)	USD	NA	
Fidelity Funds - China Government Bond Fund <sup>5</sup>	Y-MINCOME(G)	RMB	NA	
Fidelity Funds - China High Yield Fund	A-ACC	USD	1.60	28.90
Fidelity Funds - China High Yield Fund	A-ACC (Euro/USD hedged)	Euro	1.60	
Fidelity Funds - China High Yield Fund	A-HMDIST(G) (hedged)	AUD	1.60	
Fidelity Funds - China High Yield Fund	A-MINCOME(G) (hedged)	USD	1.60	
Fidelity Funds - China High Yield Fund	A-MINCOME(G) (hedged)	HKD	1.60	
Fidelity Funds - China High Yield Fund	A-MINCOME(G) (hedged)	SGD	1.60	
Fidelity Funds - China High Yield Fund	A-MINCOME(G) (Euro/USD hedged)	Euro	1.60	
Fidelity Funds - China High Yield Fund	A-MINCOME(G) (RMB/USD hedged)	RMB	1.60	
Fidelity Funds - China High Yield Fund	Y	USD	0.95	

Sub-Funds	Class of Shares	Currency of denomination of shares	Total Expense Ratio (%)	Turnover Ratio (%)
Fidelity Funds - China RMB Bond Fund	A-ACC	USD	1.08	107.96
Fidelity Funds - China RMB Bond Fund	A-ACC	RMB	1.08	
Fidelity Funds - China RMB Bond Fund <sup>5</sup>	A-MCDIST(G)	USD	NA	
Fidelity Funds - China RMB Bond Fund <sup>5</sup>	A-MCDIST(G)	HKD	NA	
Fidelity Funds - China RMB Bond Fund <sup>4</sup>	A-MINCOME(G)	USD	1.08	
Fidelity Funds - China RMB Bond Fund <sup>5</sup>	A-MINCOME(G)	AUD	NA	107.96
Fidelity Funds - China RMB Bond Fund <sup>5</sup>	A-MINCOME(G)	HKD	NA	
Fidelity Funds - China RMB Bond Fund <sup>4</sup>	A-MINCOME(G)	RMB	1.08	
Fidelity Funds - China RMB Bond Fund	A-MINCOME(G) (SGD/USD hedged)	SGD	1.08	
Fidelity Funds - China RMB Bond Fund	Y-ACC	USD	0.68	
Fidelity Funds - China RMB Bond Fund <sup>4</sup>	Y-MINCOME(G)	USD	0.68	
Fidelity Funds - China RMB Bond Fund	Y-MINCOME(G)	RMB	0.68	
Fidelity Funds - Emerging Market Debt Fund	A	USD	1.60	92.25
Fidelity Funds - Emerging Market Debt Fund	A	Euro	1.60	
Fidelity Funds - Emerging Market Debt Fund	A-ACC	USD	1.60	
Fidelity Funds - Emerging Market Debt Fund	A-ACC	Euro	1.60	
Fidelity Funds - Emerging Market Debt Fund	A-MDIST	USD	1.60	
Fidelity Funds - Emerging Market Debt Fund	A-MDIST	Euro	1.60	
Fidelity Funds - Emerging Market Debt Fund	A-MDIST (hedged)	AUD	1.60	
Fidelity Funds - Emerging Market Debt Fund	A-MINCOME(G)	USD	1.60	
Fidelity Funds - Emerging Market Debt Fund	Y-ACC	USD	0.90	
Fidelity Funds - Euro Bond Fund	A	Euro	0.99	284.42
Fidelity Funds - Euro Bond Fund	A-ACC	Euro	0.99	
Fidelity Funds - Euro Bond Fund	A-ACC (hedged)	USD	0.99	
Fidelity Funds - Euro Bond Fund	A-MDIST	Euro	0.99	
Fidelity Funds - Euro Short Term Bond Fund	A	Euro	0.71	142.22
Fidelity Funds - Euro Short Term Bond Fund	A-ACC	Euro	0.71	
Fidelity Funds - Euro Short Term Bond Fund	Y-ACC	Euro	0.49	

Sub-Funds	Class of Shares	Currency of denomination of shares	Total Expense Ratio (%)	Turnover Ratio (%)
Fidelity Funds - European High Yield Fund	A	Euro	1.39	90.84
Fidelity Funds - European High Yield Fund	A-ACC	Euro	1.39	
Fidelity Funds - European High Yield Fund	A-ACC (hedged)	USD	1.39	
Fidelity Funds - European High Yield Fund	A-ACC (hedged)	CZK	1.39	
Fidelity Funds - European High Yield Fund	A-ACC (hedged)	SEK	1.39	
Fidelity Funds - European High Yield Fund	A-HMDIST(G) (hedged)	AUD	1.39	
Fidelity Funds - European High Yield Fund	A-MDIST	Euro	1.39	
Fidelity Funds - European High Yield Fund	A-MDIST	SGD	1.39	
Fidelity Funds - European High Yield Fund	A-MDIST (hedged)	USD	1.39	
Fidelity Funds - European High Yield Fund	A-MDIST (hedged)	SGD	1.39	
Fidelity Funds - European High Yield Fund	A-MINCOME	Euro	1.39	
Fidelity Funds - European High Yield Fund	A-MINCOME(G)	Euro	1.39	
Fidelity Funds - European High Yield Fund	A-MINCOME(G) (hedged)	USD	1.39	
Fidelity Funds - European High Yield Fund	A-MINCOME(G) (hedged)	SGD	1.39	90.84
Fidelity Funds - European High Yield Fund	RY	Euro	0.72	
Fidelity Funds - European High Yield Fund	RY-ACC	Euro	0.72	
Fidelity Funds - European High Yield Fund	RY-ACC (hedged)	USD	0.72	
Fidelity Funds - European High Yield Fund	Y	Euro	0.89	
Fidelity Funds - European High Yield Fund	Y-ACC	Euro	0.89	
Fidelity Funds - European High Yield Fund	Y-ACC (hedged)	USD	0.89	
Fidelity Funds - European High Yield Fund	Y-ACC (hedged)	CHF	0.89	
Fidelity Funds - European High Yield Fund	Y-ACC (hedged)	SEK	0.89	
Fidelity Funds - European High Yield Fund	Y-MDIST (hedged)	USD	0.89	

Sub-Funds	Class of Shares	Currency of denomination of shares	Total Expense Ratio (%)	Turnover Ratio (%)
Fidelity Funds - Flexible Bond Fund	A	GBP	1.41	150.67
Fidelity Funds - Flexible Bond Fund <sup>4</sup>	A-ACC	USD	1.42	
Fidelity Funds - Flexible Bond Fund	A-ACC	GBP	1.41	
Fidelity Funds - Flexible Bond Fund <sup>4</sup>	A-MINCOME(G)	USD	1.42	
Fidelity Funds - Flexible Bond Fund <sup>4</sup>	A-MINCOME(G)	Euro	1.42	
Fidelity Funds - Flexible Bond Fund <sup>4</sup>	A-MINCOME(G)	GBP	1.42	
Fidelity Funds - Flexible Bond Fund	Y	Euro	0.76	
	(Euro/GBP hedged)			
Fidelity Funds - Flexible Bond Fund	Y	GBP	0.76	
Fidelity Funds - Flexible Bond Fund <sup>4</sup>	Y-ACC	USD	0.77	
Fidelity Funds - Flexible Bond Fund	Y-ACC	Euro	0.76	
Fidelity Funds - Flexible Bond Fund	Y-ACC	Euro	0.76	
	(Euro/GBP hedged)			
Fidelity Funds - Flexible Bond Fund	Y-ACC	GBP	0.76	
Fidelity Funds - Flexible Bond Fund <sup>4</sup>	Y-MINCOME(G)	USD	0.77	
Fidelity Funds - Flexible Bond Fund <sup>4</sup>	Y-MINCOME(G)	Euro	0.77	
Fidelity Funds - Flexible Bond Fund <sup>4</sup>	Y-MINCOME(G)	GBP	0.77	
Fidelity Funds - Global Bond Fund	A	USD	1.05	168.59
Fidelity Funds - Global High Yield Fund	A-ACC	USD	1.42	111.23
Fidelity Funds - Global High Yield Fund	A-MINCOME (hedged)	Euro	1.42	
Fidelity Funds - Global Income Fund	A-ACC	USD	1.31	73.73
Fidelity Funds - Global Income Fund	A-MINCOME(G)	USD	1.31	
Fidelity Funds - Global Inflation-linked Bond Fund	A-ACC	USD	0.70	118.77
Fidelity Funds - Global Inflation-linked Bond Fund	A-ACC (hedged)	Euro	0.70	
Fidelity Funds - Global Short Duration Income Fund	A-ACC	USD	1.06	49.8
Fidelity Funds - Global Short Duration Income Fund	A-MDIST	USD	1.06	
Fidelity Funds - Sustainable Asian Bond Fund <sup>5</sup>	A-ACC	USD	NA	NA
Fidelity Funds - Sustainable Asian Bond Fund <sup>5</sup>	A-ACC	Euro	NA	
Fidelity Funds - Sustainable Asian Bond Fund <sup>5</sup>	A-ACC (hedged)	Euro	NA	
Fidelity Funds - Sustainable Asian Bond Fund <sup>5</sup>	A-MCDIST (hedged)	SGD	NA	
Fidelity Funds - Sustainable Asian Bond Fund <sup>5</sup>	A-MINCOME(G)	USD	NA	
Fidelity Funds - Sustainable Asian Bond Fund <sup>5</sup>	A-MINCOME(G) (hedged)	SGD	NA	
Fidelity Funds - Sustainable Asian Bond Fund <sup>5</sup>	Y-ACC	USD	NA	
Fidelity Funds - Sustainable Asian Bond Fund <sup>5</sup>	Y-ACC	Euro	NA	
Fidelity Funds - Sustainable Asian Bond Fund <sup>5</sup>	Y-MINCOME(G)	USD	NA	



Sub-Funds	Class of Shares	Currency of denomination of shares	Total Expense Ratio (%)	Turnover Ratio (%)
Fidelity Funds - Sustainable Strategic Bond Fund	A-ACC	USD	1.41	146.80
Fidelity Funds - Sustainable Strategic Bond Fund	A-GMDIST (hedged)	Euro	1.41	
Fidelity Funds - Sustainable Strategic Bond Fund <sup>†</sup>	Y-ACC	USD	0.76	
Fidelity Funds - US Dollar Bond Fund	A	USD	1.04	135.54
Fidelity Funds - US Dollar Bond Fund	A-ACC	USD	1.04	
Fidelity Funds - US Dollar Bond Fund	A-MDIST	USD	1.04	
Fidelity Funds - US Dollar Bond Fund	Y	USD	0.64	
Fidelity Funds - US Dollar Bond Fund	Y-ACC	USD	0.64	
Fidelity Funds - US Dollar Bond Fund	Y-MDIST	USD	0.64	
Fidelity Funds - US High Yield Fund	A	USD	1.39	31.88
Fidelity Funds - US High Yield Fund	A	Euro	1.39	
Fidelity Funds - US High Yield Fund	A	GBP	1.39	
Fidelity Funds - US High Yield Fund	A-ACC	USD	1.39	
Fidelity Funds - US High Yield Fund	A-ACC	Euro	1.39	
Fidelity Funds - US High Yield Fund	A-ACC (hedged)	Euro	1.39	
Fidelity Funds - US High Yield Fund	A-MDIST	USD	1.39	
Fidelity Funds - US High Yield Fund	A-MDIST	SGD	1.39	
Fidelity Funds - US High Yield Fund	A-MDIST (hedged)	AUD	1.39	
Fidelity Funds - US High Yield Fund	A-MINCOME	USD	1.39	
Fidelity Funds - US High Yield Fund	A-MINCOME	HKD	1.39	
Fidelity Funds - US High Yield Fund	A-MINCOME(G)	USD	1.39	
Fidelity Funds - US High Yield Fund	RY	USD	0.72	
Fidelity Funds - US High Yield Fund	RY-ACC	USD	0.72	
Fidelity Funds - US High Yield Fund	RY-ACC (hedged)	Euro	0.72	
Fidelity Funds - US High Yield Fund	Y	USD	0.89	
Fidelity Funds - US High Yield Fund	Y	Euro	0.89	
Fidelity Funds - US High Yield Fund	Y	GBP	0.89	
Fidelity Funds - US High Yield Fund	Y-ACC	USD	0.89	
Fidelity Funds - US High Yield Fund	Y-ACC	Euro	0.89	
Fidelity Funds - US High Yield Fund	Y-ACC (hedged)	Euro	0.89	
Fidelity Funds - US High Yield Fund	Y-MDIST	USD	0.89	
Fidelity Funds - US High Yield Fund	Y-MDIST	SGD	0.89	31.88
Fidelity Funds - US High Yield Fund	Y-MDIST (hedged)	AUD	0.89	
Fidelity Funds - US High Yield Fund	Y-MINCOME	USD	0.89	
Fidelity Funds - US High Yield Fund	Y-MINCOME	HKD	0.89	

**Cash Sub-Funds**

Sub-Funds	Class of Shares	Currency of denomination of shares	Total Expense Ratio (%)	Turnover Ratio (%)
Fidelity Funds - Euro Cash Fund	A	Euro	0.32	299.08
Fidelity Funds - US Dollar Cash Fund	A	USD	0.31	297.19

**Fidelity Lifestyle Funds Sub-Funds**

Sub-Funds	Class of Shares	Currency of denomination of shares	Total Expense Ratio (%)	Turnover Ratio (%)
Fidelity Funds - Fidelity Target™ 2020 Fund	A	USD	0.83	281.47

**Systematic Multi Asset Risk Targeted Sub-Funds**

Sub-Funds	Class of Shares	Currency of denomination of shares	Total Expense Ratio (%)	Turnover Ratio (%)
Fidelity Funds - SMART Global Defensive Fund	A	Euro	1.56	66.70

## Notes to Total Expense Ratios (“TERs”) & Portfolio Turnover Ratios (“PTRs”)

Some of the Share classes’ TERs may fluctuate significantly over the periods disclosed due to the minimal level of assets within each Sub-Fund’s Share class as well as required adjustments which are immaterial in absolute terms.

The charging structures for the various classes of Shares differ, therefore, resulting in different TERs across the classes of each Sub-Fund.

<sup>1</sup> The following expenses are excluded from the calculation of the TER :

- (a) brokerage and other transaction costs associated with the purchase and sale of investments (such as register charges and remittance fees);
- (b) interest expenses;
- (c) foreign exchange gains and losses of the Sub-Fund, whether realised or unrealised;
- (d) front-end loads, back-end loads and other costs arising on the purchase or sale of a foreign unit trust or mutual fund;
- (e) tax deducted at source or arising from income received, including withholding tax (but the Tax D’Abonnement, a Luxembourg regulatory tax is included within the calculation of the TERs);
- (f) dividends and other distributions paid to shareholders; and
- (g) performance fees

<sup>2</sup> The TERs, disclosed at Share class level, have not been audited by the Fund’s external auditors as Luxembourg laws and regulations do not require such data to be audited by the Fund’s external auditors.

The TERs have been calculated by Fidelity, in accordance with the latest guidelines issued by the Investment Management Association of Singapore (IMAS).

<sup>3</sup> The turnover ratios are calculated based on the lesser of purchases or sales of underlying investments of a Sub-Fund expressed as a percentage over daily average net asset value.

<sup>4</sup> The total expense ratios for the Share classes that have been incepted for less than a year as at 30 April 2021 are calculated from their respective inception date and annualised. Please refer to table A. “Past Performance of the Sub-Funds” above for the relevant inception dates.

<sup>5</sup> “NA” means that the expense ratio or turnover ratio (as the case may be) for the Sub-Fund or Share class is not available as the Sub-Fund or Share class has not been launched as at 30 April 2021.

## Information on Benchmark Changes for Certain Sub-Funds

### Equity Sub-Funds

#### 1. Fidelity Funds - America Fund

The benchmark was changed from the Standard and Poor's 500 Total Return Gross Index to Standard and Poor's 500 Total Return Net Index in March 2011. The index performance shown had been adjusted using the Standard and Poor's 500 Total Return Net Index from 31 December 1998, the date when such index was first introduced. The reason for the change is that the Standard and Poor's 500 Total Return Net Index calculates performance net of withholding tax, which is more comparable with the calculation of the performance of the Sub-Fund which is also net of withholding tax.

#### 2. Fidelity Funds - American Growth Fund

The benchmark was changed from the Standard and Poor's 500 Total Return Gross Index to Standard and Poor's 500 Total Return Net Index in March 2011. The index performance shown had been adjusted using the Standard and Poor's 500 Total Return Net Index from 31 December 1998, the date when such index was first introduced. The reason for the change is that the Standard and Poor's 500 Total Return Net Index calculates performance net of withholding tax, which is more comparable with the calculation of the performance of the Sub-Fund which is also net of withholding tax.

#### 3. Fidelity Funds - ASEAN Fund

The benchmark was changed from the MSCI ASEAN Custom (Gross) Index to the MSCI AC ASEAN Index in July 2011. The index performance shown had been adjusted using the MSCI AC South East Asia (Net) from 1 June 2007, the date when the Gross Index was first introduced into the benchmark. The name change does not reflect a change in the underlying constituents of the benchmark. The reason for the change is that a net index calculates performance net of withholding taxes which is more comparable with the calculation of the performance of the Sub-Fund, which is also net of withholding taxes.

#### 4. Fidelity Funds - Asian Equity Fund

The benchmark was changed from the MSCI AC Far East ex-Japan (Net) Index to the MSCI AC Asia ex-Japan Index in October 2014. The reason for the change is the inclusion of India in the new benchmark as the Sub-Fund seeks to include India in the portfolio's investment universe for better portfolio diversification.

#### 5. Fidelity Funds - Asian Special Situations Fund

The benchmark was changed from the MSCI AC Far East ex-Japan (Gross) Index to the MSCI AC Far East ex-Japan (Net) Index in February 2001. The reason for the change is that a net index calculates performance net of Luxembourg taxes which is more comparable with the calculation of the performance of the Sub-Fund which is also net of Luxembourg taxes.

In August 2014, the benchmark was changed to the MSCI AC Asia ex Japan Index. The reason for the change is the inclusion of India in the new benchmark as the Sub-Fund seeks to include India in the portfolio's investment universe for better portfolio diversification.

#### 6. Fidelity Funds – Australian Diversified Equity Fund (formerly known as Fidelity Funds – Australia Fund)

The benchmark was changed from the Australia All Ordinaries Index to the S&P ASX 300 Index in March 2000. Thereafter, the benchmark was changed to S&P ASX 200 Index in July 2002. The reason for the change is that the S&P ASX is the industry standard and is widely used in Australian equity peer group universe comparisons. It is a better overall representation of the investable universe for dedicated Australian equity funds.

#### 7. Fidelity Funds - China Focus Fund

The benchmark was changed from MSCI China (Net) Index to the MSCI China Capped 10% Index in February 2008. This would see a maximum benchmark weighting of 10% on all single issuers in the index. The reason for the change stems from a SICAV restriction on the Sub-Fund whereby it can only hold a maximum of 10% in any one stock.

8. Fidelity Funds – China Innovation Fund

The benchmark was changed from the MSCI Zhong Hua Capped 10% Index to the MSCI Zhong Hua Capped 10% (Net) in July 2011. The index performance shown had been adjusted using the MSCI Zhong Hua Capped 10% (Net) from the launch date of the Sub-Fund. The reason for the change is that a net index calculates performance net of withholding taxes which is more comparable with the calculation of the performance of the Sub-Fund, which is also net of withholding taxes.

With effect from 24 February 2021, the Sub-Fund was repurposed and renamed Fidelity Funds - China Innovation Fund. At the same time, the Sub-Fund's reference index changed from MSCI Zhong Hua Capped 10% (Net) to MSCI China All Share Index as the index constituents are representative of the type of companies the Sub-Fund invests in.

9. Fidelity Funds - Emerging Asia Fund

The benchmark was changed from MSCI Emerging Asia Composite Index to the MSCI Emerging Asia Composite Index (Net) in July 2011. The index performance shown had been adjusted using the MSCI Emerging Asia Composite Index (Net) from the launch date of the Sub-Fund. The reason for the change is that a net index calculates performance net of withholding taxes which is more comparable with the calculation of the performance of the Sub-Fund, which is also net of withholding taxes.

10. Fidelity Funds - Emerging Markets Fund

The benchmark was changed from MSCI Emerging Markets Free Total Return Index to the MSCI Emerging Markets Index in January 2001. The reason for the change is that the new benchmark is a more accurate representation of the Sub-Fund's investment objectives.

11. Fidelity Funds - European Dynamic Growth Fund

The benchmark was changed from Dow Jones STOXX (TMI) Mid Europe Index (Net Return) to the MSCI Europe (Net Luxembourg tax) Index in July 2007. The reason for the change is that the new benchmark is a more representative benchmark.

12. Fidelity Funds - European Growth Fund

The benchmark was changed from FTSE World Europe ex UK Index to the FTSE World Europe Index in March 2000. The reason for the change is that the new benchmark allows the Sub-Fund to invest in UK equities.

From January 2020, the Sub-Fund adopted the MSCI Europe Index (Net) as the Sub-Fund's reference index for comparative purposes only. The update was made in order to bring the Sub-Fund in line with the European Securities and Markets Authority's (ESMA) UCITS Key Investor Information Document (KIID) benchmark disclosure requirements. This new index was selected as it more appropriately reflects the investment universe of securities in which the Sub-Fund invests in.

13. Fidelity Funds - France Fund

The benchmark was changed from the Paris CAC General Index to the France SBF 250 Index in December 1993. The reason for the change is that the General Index was discontinued when the new SBF indices were introduced in December 1993. The change was also made to reflect a more accurate representation of the Sub-Fund's investment objectives. The benchmark was renamed from the SBF 250 Index to the CAC All-Tradable Index in March 2011.

14. Fidelity Funds - Germany Fund

The benchmark was changed in December 1996 from the Frankfurt FAZ General Index to the DAX 100 Index, which is now known as the HDAX® Total Return Index. The reason for the change in benchmark is that the new benchmark is a more accurate representation of the investment universe.

15. Fidelity Funds - Global Financial Services Fund

In October 2006, the benchmark was changed from the FTSE Global Financial Services with 5% Modified Cap Weighting Index to MSCI AC World Financials Index. The benchmark was changed to MSCI AC World Financials + Real Estate in September 2016 following a reclassification exercise by MSCI. The benchmark was changed from the MSCI AC World Financials + Real Estate index to the MSCI AC World Financials Index in August 2017. The change represents a move to reflect industry standards.

16. Fidelity Funds - Global Focus Fund

The benchmark was changed from the MSCI WORLD (N) to the MSCI ACWI Index (Net) in November 2011. The reason for the change is to recognise the increased prominence of emerging markets both from an economic stand point as well as in terms of investment opportunities so as to better reflect the investment universe.

17. Fidelity Funds - Global Health Care Fund

The benchmark was changed from the FTSE Global Health & FTSE Global Pharmaceuticals with 5% Modified Cap Weighting Index to the MSCI AC World Health Care Index in October 2006. The reasons for the change are to better align the benchmarks of our sector funds with the diversified global equity portfolios managed by the Global Equity Team and also to remove the complex 5% cap on individual stock weights in the current benchmark. In addition, MSCI Indices are generally more well-known to investors outside the UK.

18. Fidelity Funds - Global Industrials Fund

The benchmark was changed from the FTSE Global Cyclical Sectors with 5% Modified Cap Weighting Index to the MSCI AC World Energy, Materials and Industrials Index in October 2006. The reasons for the change are to better align the benchmarks of our sector funds with the diversified global equity portfolios managed by the Global Equity Team and also to remove the complex 5% cap on individual stock weights in the current benchmark. In addition, MSCI Indices are generally more well-known to investors outside the UK.

In July 2011, the benchmark was changed to MSCI AC World Industrials + Materials + Energy Index (Net). The index performance shown had been adjusted using the MSCI AC World Industrials + Materials + Energy Index (Net) from 2 October 2006, the date when the Gross Index was first introduced. The reason for the change is that a net index calculates performance net of withholding taxes which is more comparable with the calculation of the performance of the Sub-Fund, which is also net of withholding taxes.

19. Fidelity Funds - Global Property Fund

The benchmark was changed from the FTSE EPRA/NAREIT Developed Index to the FTSE EPRA/NAREIT Developed Index (Net) in July 2011. The index performance shown had been adjusted using the FTSE EPRA/NAREIT Developed Index (Net) from the launch date of the Sub-Fund. The reason for the change is that a net index calculates performance net of withholding taxes which is more comparable with the calculation of the performance of the Sub-Fund, which is also net of withholding taxes.

20. Fidelity Funds - Global Technology Fund

The benchmark was changed from the FTSE Global Information Technology & FTSE Global Electricals Equipment with 5% Modified Cap Weighting Index to the MSCI AC World Information Technology Index in October 2006. The reasons for the change are to better align the benchmarks of our sector funds with the diversified global equity portfolios managed by the Global Equity Team and also to remove the complex 5% cap on individual stock weights in the current benchmark. In addition, MSCI Indices are generally more well-known to investors outside the UK.

21. Fidelity Funds – Global Thematic Opportunities Fund

The benchmark was changed from the FT/S&P Actuaries World Index to the MSCI World Index (Net) in December 1997. The reason for the change is to better align the benchmarks of our international funds with the diversified global equity portfolios managed by the Global Equity Team and also to remove the complex 5% cap on individual stock weights in the current benchmark. In addition, MSCI Indices are generally more well-known to investors outside the UK.

With effect from 10 March 2021 this Sub-Fund was repurposed and renamed Fidelity Funds - Global Thematic Opportunities Fund. At the same time, the Sub-Fund changed to reference the MSCI ACWI Index for performance comparison only.

22. Fidelity Funds - Greater China Fund

The benchmark was changed from the Hong Kong Hang Seng Index to the MSCI Golden Dragon Plus HSBC Index in May 2001. The Sub-Fund was previously a Hong Kong equity SICAV. However, in 2001, it was changed to be a new product, a greater China product which invests in a combination of Hong Kong, China and Taiwan companies. As such, the MSCI Golden Dragon Plus HSBC Index is more representative of the Sub-Fund's new objective and investment universe. In July 2007, the benchmark was changed to MSCI Golden Dragon benchmark to reflect the growing importance of China stocks in the investment universe.

In July 2011, the benchmark was changed to MSCI Golden Dragon Index (Net). The index performance shown had been adjusted using the MSCI Golden Dragon Index (Net) from the launch date of the Sub-Fund or the date when the Gross Index was first introduced (whichever is later). The reason for the change is that a net index calculates performance net of withholding taxes which is more comparable with the calculation of the performance of the Sub-Fund, which is also net of withholding taxes.

23. Fidelity Funds - Iberia Fund

The benchmark was changed from 20% Lisbon BVL Index and 80% Madrid Stock Exchange Index to 20% MS P Portugal and 80% MS P Spain in January 2002. Thereafter, the benchmark was changed to 80% MSCI Spain Index (Net) and 20% MSCI Portugal Index (Net) in June 2002. The reason for the change is that the new benchmark is a more accurate representation of the investment objectives.

24. Fidelity Funds - India Focus Fund

The benchmark was changed from MSCI India Index to MSCI India Index (with an 8% cap) in May 2009. The reason for the change stems from a SICAV restriction on the Sub-Fund whereby it can only hold a maximum of 10% in any stock. This would see a maximum benchmark weighting of 8% on all single stock constituents in the index.

In July 2011, the benchmark was changed to MSCI India Capped 8% Index (Net). The index performance shown had been adjusted using the MSCI India Index Capped 8% (Net) from 1 May 2009, the date when the Gross Index was first introduced. The reason for the change is that a net index calculates performance net of withholding taxes which is more comparable with the calculation of the performance of the Sub-Fund, which is also net of withholding taxes.

25. Fidelity Funds - Indonesia Fund

The benchmark was changed from the Jakarta Composite Index to the MSCI Indonesia IMI Capped 8% Index in November 2010. The reason for the change is that the old benchmark is a total market capitalisation weighted index, with approximately 11.5% of the index uninvestable due to a limited free float. This limits the ability of larger sized funds to participate in the uptrend for some stocks as the daily trading volume is too thin due to lack of free float. The new benchmark is a free float adjusted index to ensure investability at the individual index constituent level.

26. Fidelity Funds - Italy Fund

The benchmark was changed from the Milan Banca Commerciale Italiana Index to the MS P Italy (N) Index in December 2001. Then, the benchmark was changed to the MSCI Italy (N) Index in May 2002. Thereafter, the benchmark was changed to the Milan MIB Telematico (G) Index in July 2005. The reason for the change is that the new index is a broader representation of the Italian market and its opportunities. Thereafter, the benchmark was changed to the MSCI Italy 10/40 Index in June 2009. The reason for the change is that the supplier of the old index no longer provides the data and thus the index ceased to exist.

The benchmark was changed from MSCI Italy 10/40 Index to FTSE Italia All Share Index (Net) in June 2017. The reason for the change is that the new benchmark is more representative of the Sub-Fund's broad investment universe.

27. Fidelity Funds - Japan Advantage Fund

The benchmark was changed from the Russell/Nomura Total Market Value Index to the MSCI Japan Value Index in October 2012. The reason for the change is that the MSCI Japan Value Index better represents the investment universe for the Sub-Fund than the Russell/Nomura Total Market Value Index. As the Russell/Nomura Total Market Value Index is rebalanced only once a year at the end of November, it tends to misrepresent "value" stocks when there are sharp return-reversals in the market during the course of a year. On the other hand, the MSCI Japan Value Index is rebalanced semi-annually to maintain its style characteristics. Furthermore, the MSCI Japan Value Index is based on more logical and comprehensive calculations using three factors - Price to Book Ratio, Price to 12-months forward Earnings Ratio and Dividend Yield, whereas the Russell/Nomura Total Market Value Index is based on a single factor Price



to Book Ratio. Thereafter, the benchmark was changed from the MSCI Japan Value Index to TOPIX Total Return Index in February 2015. The reason for the change is that we believe that TOPIX offers investors a broader exposure to the opportunities presented by the post-Abe market environment and it is a more appropriate reference of the universe that the Sub-Fund invests in.

28. Fidelity Funds - Japan Smaller Companies Fund

The benchmark was changed from the TOPIX Second Section (Price) Index to the TOPIX Second Section (DTR) Index in June 1993. Thereafter, the benchmark was changed to the Russell/Nomura Mid Small Cap Japan with Dividends Index in April 2003. The reason for the change has been the lack of breadth in the TOPIX Second Section Index. This was limiting the manager's scope for stock selection.

29. Fidelity Funds - Latin America Fund

The benchmark was changed from the MSCI EM Latin America (Gross) Index to the MSCI Emerging Markets Latin America Index Capped 5% (Net) in July 2011. The index performance shown was adjusted using the MSCI Emerging Markets Latin America Index Capped 5% (Net) from 1 April 2009, the date when the Gross Index was first introduced. The reason for the change is that a net index calculates performance net of withholding taxes which is more comparable with the calculation of the performance of the Sub-Fund, which is also net of withholding taxes.

The benchmark was changed from the MSCI Emerging Markets Latin America Index Capped 5% (Net) to the MSCI EM Latin America Index (Net) in March 2016. The reason for the index change is to create greater alignment with our clients and peers, as well as reflect industry standards.

30. Fidelity Funds - Malaysia Fund

The benchmark was changed from the Kuala Lumpur Stock Exchange Composite Index to the MSCI Investable Market Index (IMI) Malaysia Index in July 2009. The reason for the change is a result of the discontinuation of the existing index. This index has been discontinued as the Malaysian Stock Exchange and FTSE are revamping the index series available in Malaysia. The new index was selected as it more appropriately reflected the investment universe of securities in which the Sub-Fund invests in.

In December 2019, the Sub-Fund's investment objective was updated to make reference to the MSCI Malaysia Investable Market Index (IMI) Custom Capped Index. The benchmark index was added as an internal outperformance target for this Sub-Fund. The update to the investment objective was required in order to bring the Sub-Fund in line with the European Securities and Markets Authority's (ESMA) UCITS Key Investor Information Document (KIID) benchmark disclosure requirements. This new index was selected as it more appropriately reflects the investment universe of securities in which the Sub-Fund invests in.

31. Fidelity Funds - Pacific Fund

The benchmark was changed from the FT/S&P Actuaries Pacific including Japan Index to the MSCI AC Pacific Free Index in September 1999. The reason for the change is that MSCI Indices are generally more well-known to investors.

In July 2011, the benchmark was changed to the MSCI AC Pacific Index (Net). The index performance shown had been adjusted using the MSCI All Countries Pacific Index (Net) from 31 January 2001, the date when such index was first introduced. The reason for the change is that a net index calculates performance net of withholding taxes which is more comparable with the calculation of the performance of the Sub-Fund, which is also net of withholding taxes.

32. Fidelity Funds - Singapore Fund

The benchmark was changed from the FTSE Singapore Index to the Singapore All Equities Index in July 2007. Thereafter, the benchmark was changed to the FTSE Straits Times All Share Custom Index (plus a 15% cap on Temasek Group and a 10% cap on single issuer) in January 2008\*. The reason for the change is a result of the discontinuance of data from the information vendor. The new benchmark is a true and accurate representation of the investment universe for the Sub-Fund, and does not impact how the portfolio manager would manage the Sub-Fund.

With effect from September 2008, the cap on Temasek Group increased from 15% to 18%. The reason for the increase in the cap is as a result of a change in the regulations that classify the members of the Temasek Group. As a result, the weighing of the Temasek Group has increased in the benchmark.

*\* With effect from 10 January 2008, the underlying stocks in the custom index are reweighted by Fidelity.*



33. Fidelity Funds – Sustainable Asia Equity Fund

The benchmark was changed from a custom MSCI Index, the Combined Pacific (Free) ex Japan plus Australia and New Zealand Index to the MSCI AC Far East Free ex Japan Index in October 1994. The reason for the change is that the new benchmark is a more accurate representation of the investable universe. The Pacific Custom Index excluded a number of markets in which the Sub-Fund invested in. Thereafter, the benchmark was changed from MSCI AC Far East ex-Japan (Gross) Index to MSCI AC Far East ex-Japan (Net) Index in February 2001. The reason for the change is that a net index calculates performance net of Luxembourg taxes which is more comparable with the calculation of the performance of the Sub-Fund which is also net of Luxembourg taxes.

In March 2015, the benchmark was changed from the MSCI AC Far East ex-Japan (Net) Index to the MSCI AC Asia ex-Japan (Net) Index. The reason for the change is for better portfolio diversification.

The Sub-Fund can have exposure to India, which is the second largest economy in Asia ex Japan, and one of the fastest-growing in the world.

34. Fidelity Funds – Sustainable Consumer Brands Fund (formerly known as Fidelity Funds – Global Consumer Industries Fund)

The benchmark was changed from the FTSE Global Consumer Sectors with 5% Modified Cap Weighting Index to MSCI AC World Consumer Discretionary and Staples Index in October 2006. The reasons for the change are to better align the benchmarks of our sector funds with the diversified global equity portfolios' managed by the Global Equity Team and also to remove the complex 5% cap on individual stock weights in the current benchmark. In addition, MSCI Indices are generally more well-known to investors outside the UK.

In July 2011, the benchmark was changed to MSCI AC World Consumer Discretionary + Staples Index (Net). The index performance shown had been adjusted using the MSCI AC World Consumer Discretionary + Staples Index (Net) from 2 October 2006, the date when the Gross Index was first introduced. The reason for the change is that a net index calculates performance net of withholding taxes which is more comparable with the calculation of the performance of the Sub-Fund, which is also net of withholding taxes.

With effect from 4 October 2021, the Sub-Fund was repurposed and renamed Fidelity Funds - Sustainable Consumer Brands Fund. At the same time, the Sub-Fund's reference index changed to MSCI ACWI Index as the index constituents are representative of the type of companies the Sub-Fund invests in.

35. Fidelity Funds - Sustainable Europe Equity Fund (formerly known as Fidelity Funds - Euro Blue Chip Fund)

With effect from 28 October 2021, this Sub-Fund was repurposed and renamed Fidelity Funds - Sustainable Europe Equity Fund. At the same time, the Sub-Fund's reference index changed from MSCI EMU Index to MSCI Europe Index as the index constituents are representative of the type of companies the Sub-Fund invests in.

36. Fidelity Funds - Sustainable Eurozone Equity Fund

The Sub-Fund was repurposed and renamed Fidelity Funds - Sustainable Eurozone Equity Fund on 30 October 2019. At the same time the Sub-Fund's reference index was changed from the MSCI Europe (Net) Index to the MSCI EMU Index (Net). The reason for the change in benchmark is that the new benchmark is a more accurate representation of the investment universe.

37. Fidelity Funds – Sustainable US Equity Fund (formerly known as Fidelity Funds – American Diversified Fund)

The benchmark was changed from the Standard and Poor's 500 Total Return Gross Index to Standard and Poor's 500 Total Return Net Index in March 2011. The index performance shown had been adjusted using the Standard and Poor's 500 Total Return Net Index from the launch date of the Sub-Fund. The reason for the change is that the Standard and Poor's 500 Total Return Net Index calculates performance net of withholding tax, which is more comparable with the calculation of the performance of the Sub-Fund which is also net of withholding tax.

38. Fidelity Funds - Sustainable Water & Waste Fund

Upon registration, there was no benchmark assigned to the hedged Share classes A-ACC-Euro (Euro/USD hedged) and Y-ACC-Euro (Euro/USD hedged) as the hedging methodology adopted by these Share classes differs from the hedging methodology used by the Sub-Fund's benchmark provider, which provides the benchmark, MSCI ACWI Index (Net), for the other non-hedged Share classes.

From May 2020, the benchmark of the Sub-Fund was assigned to the hedged Share classes A-ACC-Euro (Euro/USD hedged) and Y-ACC-Euro (Euro/USD hedged) in addition to the other non-hedged Share classes. The reason the benchmark has been assigned to the hedged Share classes is to bring the Sub-Fund in line with the European Securities and Markets Authority's (ESMA) UCITS Key Investor Information Document (KIID) benchmark disclosure requirements. However, the benchmark does not take account of currency hedging. As such, there may be a greater difference between the past performance of the hedged Share classes and the Benchmark than for other non-hedged Share classes in the Sub-Fund.

39. Fidelity Funds - Switzerland Fund

The benchmark was changed from a composite index representing 50% Swiss Market Index and 50% Switzerland Stock Market Medium Capitalisation Index to the MS P Switzerland Index in December 2001. Thereafter, the benchmark was changed to the MSCI Switzerland Index (Net) in June 2002. The reason for the change is that MSCI Indices are generally more well-known to investors.

40. Fidelity Funds - Taiwan Fund

The benchmark was changed from the Taiwan Stock Exchange Index (TWSE) to the MSCI Taiwan Index (with an 8% cap at the individual constituent level) from December 2009. The reason for the change is that the new benchmark more closely represents the investment universe of the Sub-Fund. Being a free float weighted index, it is more liquid relative to the TWSE Index, which is a market capitalization weighted index. Furthermore, the TWSE Index contains close to 700 stocks, with a larger small cap weighting, which generally encounters more liquidity issues. There would be an 8% maximum limit to any single issuer in the index. Given existing SICAV rules where no more than 10% of the Sub-Fund may be invested in a single issuer, this maximum index issuer limit would allow for the portfolio manager to manage the Sub-Fund without a significant structural underweight in positions which would have been greater than 10% of the benchmark.

In July 2011, the benchmark was changed to MSCI Taiwan Capped 8% Index (Net). The index performance shown would be adjusted using the MSCI Taiwan Index Capped 8% (Net) from 1 December 2009, the date when the Gross Index was first introduced. The reason for the change is that a net index calculates performance net of withholding taxes which is more comparable with the calculation of the performance of the Sub-Fund, which is also net of withholding taxes.

41. Fidelity Funds - Thailand Fund

The benchmark was changed from the Bangkok SET Index to the Bangkok SET Capped Index in March 2008. The reason for the change is that the new index would see a maximum benchmark weighting of 17% on the PPT Group of companies and a further 10% cap on all single securities in the index. This stems from UCITS guidelines restricting the maximum holdings within a SICAV of any one group of companies as well as the existing SICAV 10% issuer limit.

42. Fidelity Funds - World Fund

The benchmark was changed from 100% FTSE World Index to a composite consisting 60% MSCI WORLD (N) and 40% MSCI Europe ex United Kingdom (N) in January 1998. The reasons for the change are to better align the benchmarks of our world funds with the diversified global equity portfolios managed by the Global Equity Team. In addition, MSCI Indices are generally more well-known to investors outside the UK.

In June 2014, the benchmark was changed to 100% MSCI World Index (Net). The reason for the change is that the MSCI World Index (Net) offers a broad and investable developed market focused global equity index that is more representative of the Sub-Fund's opportunity set than the previous custom composite index which had a distinct European bias.

## Equity Income Sub-Fund

### 1. Fidelity Funds - Asia Pacific Dividend Fund

In December 2019, the Sub-Fund's investment objective was updated to make reference to the MSCI AC Asia Pacific ex Japan (Gross) Index. The benchmark index was added as an internal outperformance target for this Sub-Fund. The update to the investment objective was required in order to bring the Sub-Fund in line with the European Securities and Markets Authority's (ESMA) UCITS Key Investor Information Document (KIID) benchmark disclosure requirements.

### 2. Fidelity Funds - Global Dividend Plus Fund

The benchmark was changed from the FTSE Global Telecommunication Services with 5% Modified Cap Weighting Index to the MSCI AC World Telecommunications Index in October 2006. The reasons for the change are to better align the benchmarks of our sector funds with the diversified global equity portfolios managed by the Global Equity Team and also to remove the complex 5% cap on individual stock weights in the current benchmark. In addition, MSCI Indices are generally more well-known to investors outside the UK.

To meet client needs and broaden the existing Fidelity Funds equity income product offering the Fidelity Funds - Global Telecommunications Fund was being repurposed from a pure sector strategy, focused on telecommunications companies to a more diversified equity income fund, constructed from a universe that includes the constituents of the MSCI ACWI Infrastructure Index. The index constituents are categorised into five MSCI infrastructure sectors: telecommunications, utilities, energy, transportation and social (including educational services and healthcare facilities). The rationale for broadening the remit beyond telecommunications to include the other industries stemmed from the fact that these types of companies tend to pay regular, predictable dividends with relatively long duration. The strategy is unconstrained and the reference index will be used as a reference for the portfolio and for performance measurement.

To reflect this broader asset allocation set the Sub-Fund was repurposed and renamed Fidelity Funds – Global Infrastructure Fund on 1 October 2018. At the same time the Sub-Fund's reference index was changed from MSCI World Telecoms to MSCI AC World Infrastructure Index, also to reflect the broader asset allocation potential.

With effect from 19 April 2021 the Sub-Fund was repurposed and renamed Fidelity Funds - Global Dividend Plus Fund. At the same time, the Sub-Fund's reference index changed from MSCI AC World Infrastructure Index to MSCI ACWI Index as the index constituents are representative of the type of companies the Sub-Fund invests in.

### 3. Fidelity Funds - Global Equity Income Fund

The benchmark was changed from MSCI World High Dividend Yield Index (Net) to the MSCI ACWI Index (Net) in July 2014. The reason for the change is that the new benchmark is more representative of the Sub-Fund's investment universe and the way the portfolio manager is managing the Sub-Fund.

## Multi Asset Sub-Funds

### 1. Fidelity Funds - Asia Pacific Multi Asset Growth & Income Fund

There is no benchmark for the Sub-Fund given the intention to retain flexibility to capture potential investment opportunities.

### 2. Fidelity Funds - European Multi Asset Income Fund

The benchmark was changed from a composite index representing 60% MSCI EUR ex UK (N) and 40% SB Eur Invest Grade to a composite index representing 60% MSCI EMU (N) and 40% Citigroup EMU Government Bond Index in October 1998. The benchmark was changed again to a composite index representing 59% MSCI EMU (N); 41% Citigroup EMU Government Bond Index in November 2007. The reason for the changes in benchmark is that the new benchmarks are more accurate representations of the investment universe.

In October 2019, the Sub-Fund was repurposed and renamed the Fidelity Funds - European Multi Asset Income Fund. As the same time, the benchmark was removed as the repurposed Sub-Fund became an outcome-focused Sub-Fund with a strong focus on capital preservation.

### 3. Fidelity Funds - Global Multi Asset Defensive Fund

Whilst there is a carefully designed long-term strategic asset allocation which represents the neutral position of the Sub-Fund and on which the long-term risk and return objectives are based, there is no benchmark for the Sub-Fund since the portfolio manager is focused on aiming to deliver a target outcome of capital preservation and a reasonable level of growth over the longer term and all performance reporting would be on an absolute basis.

4. Fidelity Funds - Global Multi Asset Dynamic Fund

There was previously no benchmark for the Sub-Fund as it used a broad global investment universe and was managed using a flexible, volatility target based strategy.

With effect from 10 March 2021 the Sub-Fund was repurposed and renamed Fidelity Funds - Global Multi Asset Dynamic Fund. At the same time, the Sub-Fund changed to reference the 75% MSCI ACWI Index; 25% Bloomberg Barclays Global Aggregate Index for performance comparison only.

5. Fidelity Funds - Global Multi Asset Growth & Income Fund

Whilst there is a carefully designed long-term strategic asset allocation which represents the neutral position of the Sub-Fund and on which the long-term risk and return objectives are based, there is no benchmark for the Sub-Fund since the portfolio manager is focused on aiming to deliver a target outcome of capital preservation and a reasonable level of growth over the longer term and all performance reporting would be on an absolute basis.

6. Fidelity Funds - Global Multi Asset Income Fund

There is no benchmark for the Sub-Fund as there is no broadly used benchmark available that conforms to the Sub-Fund's aim of producing a balance of income and moderate capital gains by investing flexibly across multiple asset class securities on a global basis.

7. Fidelity Funds - Greater China Multi Asset Growth & Income Fund

There is no benchmark for the Sub-Fund given the intention to retain flexibility to capture potential investment opportunities.

8. Fidelity Funds – Sustainable Multi Asset Income Fund (formerly known as Fidelity Funds - Multi Asset Income Fund)

The benchmark was changed from a composite index representing 60% MSCI WORLD (N) and 40% Citigroup G-7 Bond Index to a composite representing 50% MSCI WORLD (N) and 50% Citigroup G-7 Bond Index in February 2004. The benchmark was subsequently changed in July 2006 from a composite representing 50% MSCI WORLD (N) and 50% Citigroup G-7 Bond Index to a composite index representing 50% MSCI AC WORLD (N) and 50% Lehman Brothers Global Aggregate G5 ex MBS Index. The reason for the equity benchmark change was that the new benchmark included a wider universe that encompasses those countries classified as Emerging Markets. The reason for the bond benchmark change was that the new benchmark included corporate bonds that should enable the Sub-Fund to benefit from the higher long-term returns and superior income streams associated with such securities. The bond component of the composite benchmark was renamed from Lehman Brothers Global Aggregate G5 ex-MBS Index to Barclays Global Aggregate G5 x-US Collateralized ex-European ABS Index from Dec 2008 due to a rebranding by Barclays Capital.

The benchmark was changed from a composite index representing 50% MSCI AC WORLD (N) and 50% Barclays Global Aggregate G5 x-US Collateralized ex-European ABS Index to a composite representing 50% MSCI AC WORLD (N) and 50% Bloomberg Barclays Global Aggregate Bond Index (Hedged) in May 2017. The reason for the change was to minimise the exposure investors have to currency movements by hedging all fixed income hedge exposure within the portfolio to the base currency.

In August 2020, a decision was made to remove the index from the Sub-Fund in line with the European Securities and Markets Authority's (ESMA) UCITS Key Investor Information Document (KIID) benchmark disclosure requirements. The Sub-Fund is now actively managed without reference to an index.

Bond Sub-Funds

1. Fidelity Funds - Asia Pacific Strategic Income Fund

There is no benchmark for the Sub-Fund so as to be aligned with its key peers in the market.

2. Fidelity Funds - Asian High Yield Fund

The benchmark was changed from the BofA Merrill Lynch Asian High Yield Corporate Index to the BofA Merrill Lynch Asian High Yield Corporate Issuers Constrained Index in October 2009. The reason for the change is that the new index has less concentration risk and is a better fit to the way the Sub-Fund is managed.

The benchmark was changed to ICE BofA Asian Dollar High Yield Corporate Index (Level 4 20% Lvl4 Cap, 3% Constrained) in May 2011. The reason for the change is a pre-emptive move to ensure the benchmark is adequately diversified from both a sector and issuer perspective. Taking into account future issuance trends in high yield, it is possible that new issuance in one or more of the largest sectors could increase the sector weights excessively if the benchmark is left unconstrained at the sector level. Another possibility is changes to rating agency methodologies that could lead to an increase in the number of high yield rated banking sector bonds, including subordinated bonds. Given that the objective of the Sub-Fund is to be managing a well-diversified portfolio across different sectors and markets that takes advantage of the pan-Asian growth theme, it is prudent to adopt a benchmark that avoids single sectors or single issuers becoming too dominant and the benchmark becomes too concentrated at a sector/issuer level.

3. Fidelity Funds - Asian High Yield Fund A - MDIST-SGD (hedged)

The benchmark was changed from the BofA Merrill Lynch Asian High Yield Corporate Issuers Constrained Index to the BofA Merrill Lynch Asian High Yield Corporate Issuers Constrained Index (hedged to SGD) in October 2010. The reason for the change is that as the Sub-Fund is going to be converted to a hedged share class, it would be more appropriate to measure the Sub-Fund's performance against an index that is hedged so as to be consistent.

The benchmark was changed to ICE BofA Asian Dollar High Yield Corporate Index (Level 4 20% Lvl4 Cap, 3% Constrained) Hedged to SGD in May 2011 for the reason explained in (2) above.

4. Fidelity Funds - China High Yield Fund

There is no benchmark for the Sub-Fund as there is a lack of viable options that capture both the onshore and offshore China bond markets.

5. Fidelity Funds - China RMB Bond Fund

There is no benchmark for the Sub-Fund as this is a relatively immature market, no broadly used benchmark is available that conforms to the Sub-Fund's aim of producing income and capital gains by investing in investment-grade RMB securities and other securities hedged back to the RMB.

6. Fidelity Funds - Emerging Market Debt Fund

The benchmark was changed from J.P.M. EMBI Global to J.P. Morgan Emerging Markets Bond Index - Global Diversified in April 2016. The change is to bring the Sub-Fund in line with the industry standard and allow for improved diversification of risk. The EMBI Global uses a traditional market capitalisation approach to determine the weight of each individual issue, as well as the resulting country index allocations. As a result, EMBI Global is heavily skewed towards the countries that have the largest amount of outstanding debt, which indicates that they have heavy debt burdens and may carry an increased risk of default. The EMBI Global Diversified distributes country weights more evenly.

7. Fidelity Funds - Euro Bond Fund

The benchmark was changed from Salomon Brothers ECU Bond Index to the Citigroup World Government Bond European Index in January 1995. Then, the benchmark was changed to the Citigroup EMU Govt Bond Index in November 1998. Thereafter, the benchmark was changed to the ICE BofA Euro Large Cap Index in April 2003. The reason for the change is that the new index better reflected the peer group the Sub-Fund was in.

8. Fidelity Funds - European High Yield Fund

The benchmark was changed from the BofA Merrill Lynch Euro High Yield Index to the BofA Merrill Lynch Euro High Yield/BofA Merrill Lynch Euro High Yield Constrained Link Index in August 2002. Then, the benchmark was changed to the BofA Merrill Lynch Global High Yield European Issuers Constrained Index (Hedged to Euro) in July 2008. Thereafter, the benchmark was changed to the ICE BofA Global High Yield European Issuers Constrained (Level 4 20% Capped) Index (Hedged to EUR) in February 2013. The reason for the change is that over the past few years the financial crisis has caused financials to become a disproportionately large part of the index. Historically, financials have had a weighting of approximately 8% while today that figure is over 30% given the downgrades that have occurred from the investment grade market to the high yield bond market. The move to a Level 4 capped benchmark produced by BofA Merrill Lynch that would place a cap on any industry that becomes greater than 20%. This cap would apply to the sub-sectors that make up an industry. Capping the benchmark for any industry greater than 20% would ensure that this benchmark change is a one-off permanent event.



9. Fidelity Funds - Flexible Bond Fund

The benchmark was changed from the FTSE Actuaries All Stocks Index to the BofA Merrill Lynch Sterling Large Capitalisation Index in February 2002. The reason for the change is that new benchmark is a more accurate representation of the investable universe.

There was no benchmark for the Sub-Fund following the change of name and investment objective to Fidelity Funds - Flexible Bond Fund from Fidelity Funds - Sterling Bond Fund in February 2016. The purpose of the change was to increase the Sub-Fund's focus on providing income and capital growth in a risk efficient manner by giving it flexibility to invest across a broader fixed income universe.

From January 2020, the Sub-Fund adopted the ICE BofA Q880 Custom Index as the Sub-Fund's reference index for comparative purposes only. The update was made in order to bring the Sub-Fund in line with the European Securities and Markets Authority's (ESMA) UCITS Key Investor Information Document (KIID) benchmark disclosure requirements. This new index was selected as it more appropriately reflects the investment universe of securities in which the Sub-Fund invests in.

10. Fidelity Funds - Global Bond Fund

The benchmark was changed from the Salomon Brothers World Bond Index to the Citigroup World Government Bond Index (WGBI) Unhedged in August 1995. Then, the benchmark was changed to the Citigroup G-7 Bond Index in September 1997 and back to the Citigroup World Government Bond Index (WGBI) Unhedged in June 2000. Thereafter, the benchmark was changed to the Lehman Brothers Global Aggregate G5 ex-MBS Index in July 2003. The benchmark was renamed to Barclays Global Aggregate G5 x-US Collateralized ex-European ABS Index from December 2008 as Barclays Capital is re-branding its unified family of indices under the "Barclays Capital Indices" name. This combines the existing Lehman Brothers and Barclays Capital indices into a single platform. From September 2016, the benchmark was changed to the Bloomberg Barclays Global Aggregate Bond Index (Unhedged). As the Sub-Fund adopts a global approach to investing internationally across currencies and sectors, the new index better represents this opportunity set, as it would not be constrained to G5 currencies or exclude sectors.

11. Fidelity Funds - Global Income Fund

There is no benchmark for the Sub-Fund so as to be aligned with its key peers in the market.

12. Fidelity Funds - Global Inflation-linked Bond Fund (A-ACC-USD)

The benchmark was changed from the BofA Merrill Lynch Global Inflation-Linked Government Index to the Bloomberg Barclays World Government Inflation-Linked Bond Index in February 2010. The reason for the change is that the majority of the Sub-Fund's peer group is using Bloomberg Barclays as their provider for Global Inflation-Linked Bond indices. In order to match with the industry standards and position of the Sub-Fund against the competition, a decision was made to switch from the current BofA Merrill Lynch benchmark to the Bloomberg Barclays Index.

The benchmark was changed to the Bloomberg Barclays World Government Inflation-Linked 1 to 10 Year Index in March 2011. The reason for the change is that Fidelity wishes to implement a more flexible approach to the duration management of the Sub-Fund.

13. Fidelity Funds - Global Inflation-linked Bond Fund (A-ACC-Euro (hedged))

For the hedged share class, A-ACC EUR Hedged, the benchmark was changed from the BofA Merrill Lynch Global Inflation-Linked Government Index to the BofA Merrill Lynch Global Inflation-Linked Government Index Hedged to EUR and the BofA Merrill Lynch Global Inflation-Linked Government Index Hedged to SGD respectively in November 2009. Replacing unhedged benchmarks with hedged versions for hedged share classes provides the investors of hedged share class with a "clean" measure of over or under relative investment performance data without any exchange rate fluctuations.

From February 2010, for the hedged share class, A-ACC EUR Hedged, the benchmark was changed to Bloomberg Barclays World Government Inflation-Linked Bond Index Hedged to EUR and Bloomberg Barclays World Government Inflation-Linked Bond Index Hedged to SGD respectively as explained above.

From March 2011, for the hedged share class, A-ACC EUR Hedged, the benchmark was changed to the Bloomberg Barclays World Government Inflation-Linked 1 to 10 Year Index Hedged to EUR as explained above.

14. Fidelity Funds – Global Short Duration Income Fund

There is no benchmark for the Sub-Fund as there is no available appropriate benchmark to accurately represent the investment objective of the Sub-Fund.

15. Fidelity Funds - Sustainable Strategic Bond Fund

The benchmark was the Barclays Global Aggregate Index until April 2017. Thereafter, the Sub-Fund does not have a benchmark, which reflects industry standards and creates greater alignment with Fidelity's clients and peers.

From February 2020, the Sub-Fund adopted the ICE BofA Q944 Custom Index as the Sub-Fund's reference index for comparative purposes only. The update was made in order to bring the Sub-Fund in line with the European Securities and Markets Authority's (ESMA) UCITS Key Investor Information Document (KIID) benchmark disclosure requirements.

16. Fidelity Funds - US Dollar Bond Fund

The benchmark was changed from the Citigroup Eurodollar Straight Bond Index to the Citigroup Eurodollar Bond Index in August 1995. Thereafter, the benchmark was changed to the BofA Merrill Lynch US Corporate & Government Large Capitalisation Index in February 2002. The benchmark was changed from Citigroup Eurodollar Bond Index to ICE BofAML US Large Cap Corporate & Government Index in April 2006. The reason for the change is that the new benchmark is an aggregate index and better reflected the peer group the Sub-Fund was in while the old benchmark was corporate bonds only.

From 1 December 2020, the Sub-Fund will change its benchmark to ICE BofA Q4AR Custom Index as the benchmark constituents best represent the characteristics the Sub-Fund is seeking to gain exposure to.

Cash Sub-Funds

1. Fidelity Funds - Euro Cash Fund

There is no benchmark for the Sub-Fund as the Sub-Fund is not managed to a specific benchmark as the Portfolio Manager seeks to maintain a stable capital value whilst generating returns to investors based on low risk cash-based assets.

2. Fidelity Funds - US Dollar Cash Fund

There is no benchmark for the Sub-Fund as the Sub-Fund is not managed to a specific benchmark as the Portfolio Manager seeks to maintain a stable capital value whilst generating returns to investors based on low risk cash-based assets.

Fidelity Lifestyle Funds Sub-Funds

1. Fidelity Funds - Fidelity Target™ 2020 Fund

The benchmark was changed from the MSCI WORLD (N) to a blend of benchmarks, known as the Fidelity 2020 Composite Index (98.7% MSCI WORLD (N); 0.60% Barclays Capital Global Aggregate G5 ex-MBS Index; 0.40% FTSE EPRA/NAREIT Global Real Estate (Total Return) Index ; 0.30% Dow Jones UBS Commodity (Total Return) Index; 0.00% USD 1 week LIBID) in August 2009. As at 30 November 2020, the blended benchmark consists of Bloomberg Barclays Global Aggregate G5 x-US Collateralized ex-European ABS Index, USD 1W LIBID and MSCI World Index.

The reason for the change is that the Sub-Fund would start to roll down into other asset classes. As a result, the current benchmark (which represents a static allocation) is no longer representative as the customised index would change periodically in-line with the Sub-Fund's roll down.

From 1 January 2021, the blended benchmark of the Sub-Fund consisted of USD 1W LIBID due to the continued roll-down of the Sub-Fund. With effect from 2 August 2021, the blended benchmark of the Sub-Fund will consist of Secured Overnight Financing Rate or "SOFR", due to the decommissioning of the London Inter-Bank Offered Rate (LIBOR).

*Note: The benchmark for the Sub-Fund would change as the Sub-Fund, in line with the Sub-Fund's investment objective, reaches its maturity date.*

Systematic Multi Asset Risk Targeted Sub-Funds

1. Fidelity Funds - SMART Global Defensive Fund

There is no benchmark for the Sub-Fund as it uses a broad global investment universe and is managed using a flexible, volatility target based strategy.

This page is left blank intentionally.







Fidelity, Fidelity International, and the Fidelity International Logo and F Symbol are trademarks of FIL Limited

Société d'investissement à capital variable

Established in Luxembourg

# Prospectus



VISA 2021/166398-795-0-PC

L'apposition du visa ne peut en aucun cas servir  
d'argument de publicité  
Luxembourg, le 2021-11-10  
Commission de Surveillance du Secteur Financier

*h3h*



**Fidelity**<sup>TM</sup>  
INTERNATIONAL

## IMPORTANT NOTE

**IMPORTANT.** If you are in any doubt about the contents of this prospectus (the “Prospectus”), you should consult your stockbroker, bank manager, solicitor, accountant or other independent financial adviser. Shares are offered on the basis of the information contained in and the documents referred to in the Prospectus and the relevant Key Investor Information Document (‘KIID’ or ‘KIIDs’). No person is authorised to give any information or to make any representations concerning the Fund other than as contained in the Prospectus and the KIID. Any purchase made by any person on the basis of statements or representations not contained in or inconsistent with the information and representations contained in the Prospectus and the KIID will be solely at the risk of the purchaser. The information provided in the Prospectus does not constitute investment advice.

The Fund is registered under Part I of the Luxembourg law of 17 December 2010. This registration does not require any Luxembourg authority to approve or disapprove either the adequacy or accuracy of the Prospectus or the portfolio of securities held by the Fund. Any representation to the contrary is unauthorised and unlawful. The Fund complies with the substance requirements as provided by Article 27 of the Luxembourg law of 17 December 2010.

The Fund qualifies as an undertaking for collective investment in transferable securities (‘UCITS’) and has obtained recognition under Directive 2009/65/EC of the European Parliament and of the Council, as amended, for marketing in certain Member States of the EU.

The Board has taken all reasonable care to ensure that the facts stated in the Prospectus are true and accurate in all material respects at the date hereof and that there are no other material facts the omission of which makes any statement of fact or opinion in the Prospectus misleading. The Directors accept responsibility accordingly. The Board has approved the full English version of the Prospectus. The Prospectus may be translated into other languages. Where the Prospectus is translated into any other language, the translation shall be as close as possible to the English text and any material variations shall be in compliance with the requirements of the regulatory authorities in other jurisdictions.

The distribution of the Prospectus and the offering of the Shares may be restricted in certain jurisdictions. The Prospectus does not constitute an offer or solicitation in any jurisdiction where such offer or solicitation is or may be unlawful, where the person making the offer or solicitation is not authorised to make it or a person receiving the offer or solicitation may not lawfully receive it. It is the responsibility of any persons in possession of the Prospectus and any persons wishing to apply for Shares pursuant to the Prospectus to inform themselves of, and to observe, all applicable laws and regulations of any relevant jurisdiction, including the selling restrictions contained in Appendix I, “Important Information for Investors in Certain Countries and Selling Restrictions in Certain Jurisdictions”, of the Prospectus.

The information contained in the Prospectus is supplemented by the most recent KIID, annual report and accounts of the Fund and any subsequent semi-annual report and accounts, if available, copies of which can be obtained free of charge from the registered office of the Fund. Persons interested in purchasing Shares should inform themselves as to (a) the legal requirements within their own country for the purchase of Shares, (b) any foreign exchange restrictions which may be applicable, and (c) the income and other tax consequences of purchase, conversion and redemption of Shares.

Information for investors in certain countries is contained in Appendix I, “Important Information for Investors in Certain Countries and Selling Restrictions in Certain Jurisdictions”, of the Prospectus. Investors should note that the information contained in the Prospectus does not constitute tax advice and the Directors recommend that investors should seek their own professional advice as to the tax consequences before investing in Shares in the Fund.

The Fund draws the investors’ attention to the fact that, subject to the provisions under Part III, 3.4 “Eligible Investors and Restriction on Ownership”, any investor will only be able to fully exercise their investor’s rights directly against the Fund, notably the right to participate in general meetings of the Shareholders, if the investor is registered itself and in its own name in the register of Shareholders of the Fund.

In case where an investor invests in the Fund through an intermediary investing in the Fund in its own name but on behalf of the investor, it may not always be possible for the investor to exercise certain Shareholder rights directly against the Fund. Investors are advised to take advice on their rights.

The Fund is not registered in the United States of America under the Investment Company Act of 1940. Shares have not been registered in the United States of America under the Securities Act of 1933. Shares may not be directly or indirectly offered or sold in the United States of America or any of its territories or possessions or areas subject to its jurisdiction or to or for the benefit of nationals or residents thereof, unless pursuant to an exemption from registration requirements available under US law, any applicable statute, rule or interpretation. US Persons (as this term is defined in Part III, 3.4 “Eligible Investors and Restriction on Ownership”) are not eligible to invest in the Fund. Prospective investors shall be required to declare that they are not a US Person. The Fund is not registered in any provincial or territorial jurisdiction in Canada and the Shares have not been qualified for distribution in any Canadian jurisdiction under applicable securities laws. Shares made available under this offer may not be directly or indirectly offered or sold in any provincial or territorial jurisdiction in Canada or to or for the benefit of residents thereof. Prospective investors may be required to declare that they are not a Canadian resident and are not applying for Shares on behalf of any Canadian residents. If an investor becomes a Canadian resident after buying Shares of the Fund, this investor will not be able to buy any additional Shares.

### **Data protection**

For the purpose of this section, “Data Protection Legislation” means any applicable law, statute, declaration, decree, directive, legislative enactment, order, ordinance, regulation, rule or other binding instrument which implements the Regulation 2016/679 of the European Parliament and of the Council of 27 April 2016 on the protection of natural persons with regard to the processing of personal data and on the free movement of such data, and repealing Directive 95/46/EC (the “GDPR”) as such regulation may be implemented or complemented, amended, replaced or repealed from time to time.

The Fund and the Management Company are acting as joint controllers in relation to the personal data (i.e. information by which an individual may be directly or indirectly identified, the “Personal Data”) that an investor provides to the Fund or the Management Company (including information relating to its representatives, contact persons, directors, and beneficial owners) (the “Data Subjects”).

The investor is informed and acknowledges that the Personal Data will be processed in accordance with the privacy statement (the “Privacy Statement”). The Privacy Statement contains, among others, contact details of the data controllers, the type of Personal Data processed, the purposes for which Personal Data is processed, the list of entities involved in the processing of Personal Data, the rights of the data subjects, and is available at [www.fidelityinternational.com](http://www.fidelityinternational.com). The Privacy Statement may also

be provided to the Data Subject upon request or made available at the registered office of the Fund or the Management Company respectively. The Privacy Statement is subject to change at the sole discretion of the Fund and the Management Company.

Insofar as the investor is not a natural person and when Personal Data is not provided by the individuals concerned themselves, the investor represents that it has the authority to provide such Personal Data to the Fund and its Management Company and undertakes to (i) inform the Data Subjects about the processing of their Personal Data and their related rights as further described in the Privacy Statement, as well as (ii) where necessary and appropriate, obtain in advance any consent that may be required for the processing of the Personal Data of such Data Subjects, and (iii) ensure that the disclosure of Personal Data is in compliance with all Data Protection Legislation and that there is no prohibition or restriction which could: (a) prevent or restrict it from disclosing or transferring the Personal Data to the Fund or the Management Company, (b) prevent or restrict the Fund or the Management Company from disclosing or transferring Personal Data to service providers of the Fund and/or the Management Company, their affiliates, or any other third party such as subcontractors, vendors, credit reference agencies and competent authorities pursuant to its obligations under this Prospectus and the application form, and (c) prevent or restrict the Fund, the Management Company, their affiliates, service providers and subcontractors from processing the Personal Data for the purposes set out in the Privacy Statement.

The investor who shares Personal Data from Data Subjects with the Fund and the Management Company shall indemnify and hold the Fund and the Management Company harmless for and against all direct and indirect damages and financial consequences arising from any breach of the obligations of this section "Data Protection" and of applicable data protection legislation.

#### **Market timing and excessive trading**

The Fund is designed and managed to support longer-term investment and active trading is discouraged. Short-term or excessive trading into and out of the Fund may harm performance by disrupting portfolio management strategies and by increasing expenses. In accordance with general FIL Group policy and practice and CSSF circular 04/146, the Fund and the Distributors are committed not to permit transactions which they know to be or have reasons to believe to be related to market timing. Accordingly, the Fund and the Distributors may refuse to accept applications for or switching of Shares, especially where transactions are deemed disruptive, particularly from market timers or investors who, in the Fund's or any of the Distributors' opinion, have a pattern of short-term or excessive trading or whose trading has been or may be disruptive to the Fund. For these purposes, the Fund and the Distributors may consider an investor's trading history in a fund or other FIL Group UCIs and accounts under common ownership or control.

## **TABLE OF CONTENTS:**

<b>DEFINITIONS</b>	<b>5</b>
<b>DERIVATIVES GLOSSARY OF TERMS</b>	<b>10</b>
<b>OVERVIEW – MAIN ADMINISTRATION FUNCTIONS</b>	<b>12</b>
<b>OVERVIEW – MANAGEMENT OF THE FUND</b>	<b>13</b>
<b>OVERVIEW – FIL GROUP DISTRIBUTORS &amp; DEALING FACILITIES</b>	<b>15</b>
<b>PART I</b>	
<b>1. Fund Information</b>	<b>17</b>
1.1. The Fund	17
1.2. Risk Factors	18
1.3. Sustainable Investing	44
1.4. Investment Policies and Objectives	46
1.4.1. EQUITY FUNDS	46
1.4.2. ASSET ALLOCATION FUNDS	77
1.4.3. MULTI ASSET FUNDS	79
1.4.4. BOND FUNDS	87
1.4.5. CASH FUNDS	109
1.4.6. FIDELITY LIFESTYLE FUNDS	110
1.4.7. INSTITUTIONAL RESERVED FUNDS	114
1.4.8. INSTITUTIONAL TARGET FUNDS	118
1.4.9. FIXED-TERM BOND FUNDS	122
1.4.10. SYSTEMATIC MULTI ASSET RISK TARGETED FUNDS	123
1.4.11. MULTI ASSET TARGET FUNDS	125
1.4.12. ABSOLUTE RETURN FUNDS	128
1.5. Additional Information	132
<b>PART II</b>	
<b>2. Classes of Shares and Share Dealing</b>	<b>139</b>
2.1. Classes of Shares	139
2.1.1 List of the Class Indicators and their related features	139
2.1.2 List of the Class Sub-Indicators	143
2.2. Share Dealing	147
2.2.1. HOW TO BUY SHARES	148
2.2.2. HOW TO SELL SHARES	149
2.2.3. HOW TO SWITCH	150
2.3. Calculation of the Net Asset Value	151
2.4. Price Adjustment Policy (Swing Pricing)	153
2.5. Co-Management of Assets	153
2.6. Temporary Suspension of Determination of Net Asset Value and of the Issue, Switching and Redemption of Shares	153
2.7. Restrictions on Buying, Subscribing and Switching into Certain Funds	154
<b>PART III</b>	
<b>3. General Information</b>	<b>155</b>
3.1. Dividends	155
3.2. Meetings, Reports and Shareholder Communication	158
3.3. Taxation	159
3.4. Eligible Investors and Restriction on Ownership	161
3.5. Liquidation of Fidelity Funds, Funds and Classes of Shares	163
3.6. Institutional Reserved Funds – Dilution Levy and Large Deals	163

<b>PART IV</b>	
<b>4. Administration Details, Charges and Expenses</b>	<b>165</b>
<b>PART V</b>	
<b>5. Investment Restrictions</b>	<b>173</b>
5.1. Investment Powers and Safeguards for funds other than Cash funds	173
5.2. Investment Powers and Safeguards for Cash funds	178
5.3 Additional Country Specific Information and/or Investment Restrictions for funds registered in France, Hong Kong & Macau, Korea, Singapore, South Africa, Taiwan	183
<b>APPENDIX I Important Information for Investors in Certain Countries and Selling Restrictions in Certain Jurisdictions</b>	<b>190</b>
DENMARK	191
FINLAND	191
GREECE	194
GUERNSEY	194
HONG KONG	195
IRELAND	195
ITALY	197
JERSEY	197
KOREA	197
MALTA	197
THE NETHERLANDS	199
NORWAY	200
SINGAPORE	203
SOUTH AFRICA	203
SWEDEN	206
TAIWAN	207
UNITED KINGDOM	207
<b>SELLING RESTRICTIONS IN PARTICULAR JURISDICTIONS</b>	<b>211</b>
<b>APPENDIX II List of Share Classes</b>	<b>213</b>
<b>APPENDIX III EU Securities Financing Transactions Regulation</b>	<b>242</b>
<b>APPENDIX IV List of funds qualifying as “Equity fund” or “Mixed fund” for German tax purposes 2018</b>	<b>246</b>

## DEFINITIONS

<b>Articles of Incorporation</b>	The articles of incorporation of the Fund, as they may be amended from time to time.
<b>AUD</b>	Australian Dollar.
<b>Board</b>	The board of Directors of the Fund.
<b>Brokerage Commissions</b>	Fees payable by the funds to third parties which include: (i) Trade Execution Fees; and/or (ii) any applicable Research Fees.
<b>Business Day</b>	A day on which the banks in the relevant jurisdiction are normally open for business.
<b>CAD</b>	Canadian Dollar.
<b>Cash funds</b>	The funds referred to in Part I, section 1.4.5., each qualifying as a Money Market Fund under the MMFR.
<b>CHF</b>	Swiss Francs.
<b>Class A Shares</b>	Class A Shares which name may be completed by one or several Class Sub-Indicators described under Part II 2.1. Except otherwise provided for in their names, Classes A Shares are distributing classes of Shares.
<b>Class C Shares</b>	Class C Shares which name may be completed by one or several Class Sub-Indicators described under Part II 2.1. Except otherwise provided for in their names, Classes C Shares are distributing classes of Shares.
<b>Class D Shares</b>	Class D Shares which name may be completed by one or several Class Sub-Indicators described under Part II 2.1. Except otherwise provided for in their names, Classes D Shares are distributing classes of Shares.
<b>Class E Shares</b>	Class E Shares which name may be completed by one or several Class Sub-Indicators described under Part II 2.1. Except otherwise provided for in their names, Classes E Shares are distributing classes of Shares.
<b>Class I Shares</b>	Class I Shares which name may be completed by one or several Class Sub-Indicators described under Part II 2.1. Except otherwise provided for in their names, Classes I Shares are distributing classes of Shares.
<b>Class J Shares</b>	Class J Shares which name may be completed by one or several Class Sub-Indicators described under Part II 2.1. Except otherwise provided for in their names, Classes J Shares are distributing classes of Shares.
<b>Class P Shares</b>	Class P Shares which name may be completed by one or several Class Sub-Indicators described under Part II 2.1. Except otherwise provided for in their names, Classes P Shares are distributing classes of Shares.
<b>Class R Shares</b>	Class R Shares which name may be completed by one or several Class Sub-Indicators described under Part II 2.1. Except otherwise provided for in their names, Classes R Shares are distributing classes of Shares.
<b>Class RA Shares</b>	Class RA Shares which name may be completed by one or several Class Sub-Indicators described under Part II 2.1. Except otherwise provided for in their names, Classes RA Shares are distributing classes of Shares.
<b>Class RY Shares</b>	Class RY Shares which name may be completed by one or several Class Sub-Indicators described under Part II 2.1. Except otherwise provided for in their names, Classes RY Shares are distributing classes of Shares.
<b>Class S Shares</b>	Class I Shares characteristics apply.
<b>Class SE Shares</b>	Class SE Shares which name may be completed by one or several Class Sub-Indicators described under Part II 2.1. Except otherwise provided for in their names, Classes SE Shares are distributing classes of Shares.
<b>Class SR Shares</b>	Classes of Shares offered in Singapore for Central Provident Fund (CPF) investment only. Class SR Shares which name may be completed by any of the Class Indicators described under Part II 2.1. Except otherwise provided for in their names, Classes SR Shares are distributing classes of Shares.
<b>Class W Shares</b>	Class W Shares which name may be completed by one or several Class Sub-Indicators described under Part II 2.1. Except otherwise provided for in their names, Classes W Shares are distributing classes of Shares.
<b>Class X Shares</b>	Class X Shares which name may be completed by one or several Class Sub-Indicators described under Part II 2.1. Except otherwise provided for in their names, Classes X Shares are distributing classes of Shares.
<b>Class Y Shares</b>	Class Y Shares which name may be completed by one or several Class Sub-Indicators described under Part II 2.1. Except otherwise provided for in their names, Classes Y Shares are distributing classes of Shares.
<b>Conducting Officers</b>	Any person ('dirigeant') who conducts the daily business of the Management Company.

<b>Connected Person</b>	<p>'Connected Person' of any investment adviser, Investment Manager, depositary or any Distributor means:</p> <p>a) any person beneficially owning, directly or indirectly, 20% or more of the ordinary share capital of that company or able to exercise, directly or indirectly, 20% or more of the total votes in that company;</p> <p>b) any person controlled by a person who meets one or both of the requirements set out in a) above;</p> <p>c) any company 20% or more of whose ordinary share capital is beneficially owned, directly or indirectly, by any investment adviser, Investment Manager or Share Distributor taken together; and any company 20% or more of the total votes in which can be exercised, directly or indirectly by such investment adviser, Investment Manager or Share Distributor taken together; and</p> <p>d) any director or officer of any investment adviser or Investment Manager or Share Distributor or of any Connected Person of that company, as defined in a), b) or c) above.</p>
<b>CZK</b>	Czech Koruna.
<b>Director</b>	Any member of the Board.
<b>Distributor</b>	One of the FIL Group companies named in the Prospectus through which Shares in the Fund may be bought, sold or switched.
<b>Efficient Portfolio Management</b>	<p>Reference to Efficient Portfolio Management throughout this Prospectus shall mean reference to techniques and instruments which fulfil the following criteria:</p> <p>a) they are economically appropriate in that they are realised in a cost effective way;</p> <p>b) they are entered into for one or more of the following specific aims;</p> <ol style="list-style-type: none"> <li>I. reduction of risk;</li> <li>II. reduction of cost;</li> <li>III. generation of additional capital or income for the funds with a level of risk which is consistent with the risk profile of the funds and the risk diversification rules laid down in Part V. (5.1, A. III);</li> </ol> <p>c) their risks are adequately captured by the risk management process of the Fund.</p>
<b>Eligible Market</b>	A Regulated Market in an Eligible State.
<b>Eligible Market in China</b>	The Shanghai Stock Exchange, the Shenzhen Stock Exchange or the mainland China interbank bond market, as the case may be.
<b>Eligible State</b>	Any Member State of the EU or any other state in Eastern and Western Europe, Asia, Africa, Australia, North and South America and Oceania.
<b>Euro/EUR</b>	The European currency unit.
<b>FATF State</b>	Any state having joined the Financial Action Task Force.
<b>FIL Group</b>	FIL Limited and its respective affiliated companies.
<b>Financial Institution</b>	A Custodial Institution, a Depository Institution, an Investment Entity or a Specified Insurance Company as specified in the Luxembourg law of 24 July 2015 (the "FATCA law") and the Luxembourg law of 18 December 2015 (the "CRS law").
<b>FIRST</b>	The term "FIRST" stands for "Fidelity Research Strategy". Where the term "FIRST" is included as part of a fund's name, this means that the fund adopts the FIRST investment process. The FIRST investment process employs quantitative methods to capture the highest conviction (i.e. most favoured) ideas generated by the Investment Manager's research analysts whilst also seeking consistency and repeatability of the investment outcomes. Qualitative judgement is then applied to ensure that only stocks that meet the portfolio management team's criteria are included in the fund's portfolio and stock selection is the primary driver of both risk and return. For the avoidance of doubt, the usage of the term "FIRST" is not indicative of the fund's performance or returns.
<b>Fund</b>	Fidelity Funds.
<b>fund</b>	A specific portfolio of assets and liabilities within the Fund managed in accordance with the investment policy specified for the Share class or classes connected with that fund.
<b>G20</b>	The informal group of twenty finance ministers and central bank governors from twenty major economies: Argentina, Australia, Brazil, Canada, China, France, Germany, India, Indonesia, Italy, Japan, Mexico, Russia, Saudi Arabia, South Africa, South Korea, Turkey, United Kingdom, USA and the European Union.
<b>HKD</b>	Hong Kong Dollar.
<b>HUF</b>	Hungarian Forint.
<b>JPY</b>	Japanese Yen.
<b>KRW</b>	South Korean Won.
<b>Law of 2010</b>	The Luxembourg law of 17 December 2010 relating to undertakings for collective investment, as it may be amended from time to time.



<b>Management Company</b>	FIL Investment Management (Luxembourg) S.A., a <i>société anonyme</i> with its registered office at 2a Rue Albert Borschette, BP 2174, L-1246 Luxembourg, which has been appointed by the Fund as Management Company to provide investment management, administration and marketing functions to the Fund with the possibility to delegate part or all of such functions to third parties.  The Management Company also acts as Registrar, Transfer Agent, Administrative Service Agent and Domiciliary Agent of the Fund.
<b>Mark-to-Market</b>	The valuation of positions at readily available closing prices that are sourced independently, including exchange process, screen price, or quotes from several independent reputable brokers.
<b>Mark-to-Model</b>	Any valuation which is benchmarked, extrapolated or otherwise calculated from one or more market inputs.
<b>Member State</b>	Any member state of the EU as well as Iceland, Liechtenstein and Norway.
<b>Member State of the EU</b>	Any member state of the European Union.
<b>Money Market Fund Regulation or MMFR</b>	Regulation (EU) 2017/1131 of the European Parliament and of the Council of 14 June 2017 on Money Market Funds as may be amended or replaced from time to time.
<b>Money Market Fund</b>	Any undertaking for collective investment qualifying as money market fund under the MMFR, namely that: <ul style="list-style-type: none"> <li>(a) requires authorisation as UCITS or is authorised as UCITS under Directive 2009/65/EC or AIF under Directive 2011/61/EU;</li> <li>(b) invests in short-term assets; and</li> <li>(c) has distinct or cumulative objectives offering returns in line with money market rates or preserving the value of the investment.</li> </ul>
<b>Money Market Instruments</b>	Instruments, as defined in Article 2(1) of Directive 2009/65/EC, as amended and as referred to in Article 3 of Commission Directive 2007/16/EC.
<b>Net Asset Value</b>	As the case may be the value of the assets less liabilities of the Fund, of a fund, of a class of Shares or of a Share in a fund determined in accordance with the principles set out in the Prospectus.
<b>NOK</b>	Norwegian Krone.
<b>NZD</b>	New Zealand Dollar.
<b>OECD</b>	Organisation for Economic Cooperation and Development.
<b>open for business</b>	The Distributors and the Fund will be open at least every Business Day in the relevant jurisdiction. The Distributors may be open on other days as determined by them. Please note that for Institutional Reserved funds the Distributors will not be open for business on UK bank holidays.
<b>Performance Fee (PF)</b>	Performance Fee as described under Part II 2.1. & Part IV. Reference in this prospectus shall include references to PF, where the context so requires.
<b>PLN</b>	Polish Zloty.
<b>Primarily</b>	Each time this word is used in the description of a fund or a class of Shares or a type of fund or class of Shares of the Fund, this means that at least 70% of the assets of the relevant fund are directly or indirectly invested in the currency, the country, the type of security or other material element set out in the name of the fund, the fund's investment objective and the investment policy of the relevant fund's range.
<b>Principal Dealing Currency</b>	For some funds, separate classes of Shares are issued, whose Net Asset Value will be calculated, and which will be priced in the dealing currency of the share class specified under "Share Class Name" in Appendix II.
<b>principally</b>	Each time this word is used in the description of a fund or a class of Shares or a type of fund or class of Shares of the Fund, this means that at least 70% (and normally 75%) of the assets of the relevant fund are directly, or indirectly invested in the currency, the country, the type of security or other material element set out in the name of the fund, the fund's investment objective and the investment policy of the relevant fund's range.
<b>Reference Currency</b>	The currency used for reporting purposes.
<b>Regulated Market</b>	A market within the meaning of directive 2014/65/EC of 15 May 2014 on markets in financial instruments and any other market which is regulated, operates regularly and is recognised and open to the public. For the avoidance of any doubt this shall include the US OTC Bond Market, the Moscow Exchange, the Shanghai Stock Exchange, the Shenzhen Stock Exchange as well as the mainland China interbank bond market.
<b>Regulation of 2008</b>	Grand-Ducal regulation of 8 February 2008.

<b>REITs</b>	A Real Estate Investment Trust or REIT is an entity that is dedicated to owning, and in most cases, managing real estate. This may include, but is not limited to, real estate in the residential (apartments), commercial (shopping centres, offices) and industrial (factories, warehouses) sectors. Certain REITs may also engage in real estate financing transactions and other real estate development activities. The legal structure of a REIT, its investment restrictions and the regulatory and taxation regimes to which it is subject will differ depending on the jurisdiction in which it is established. Investment in REITs will be allowed if they qualify as (i) UCITS or other UCIs or (ii) transferable securities. A closed-ended REIT, the units of which are listed on a Regulated Market is classified as a transferable security listed on a Regulated Market thereby qualifying as an eligible investment for a UCITS under the Luxembourg Law.
<b>Research Fees</b>	Fees payable by the relevant fund to third parties in respect of investment research and related advisory services relating to equities and equity related securities. Further information in respect of the Research Fees, including the maximum amount that may be charged to a fund and details of the collection methodology, is available at the registered office of the Fund or on the website <a href="http://www.fidelityinternational.com/researchbudget">www.fidelityinternational.com/researchbudget</a> . For the avoidance of doubt, no such fees are currently being charged.
<b>RMB/CNY/CNH</b>	RMB is a colloquial reference to the Chinese Renminbi, which is also known internationally as the Chinese Yuan ('CNY'). Whilst the CNY is traded both onshore in China and offshore (primarily in Hong Kong), it is the same currency although currently traded at different rates. The offshore rate for trading CNY is generally referred to as 'CNH'. The CNH rate will be used when determining the value of the Shares of a fund, as well as for hedging purposes.
<b>SEK</b>	Swedish Krona.
<b>SFC</b>	SFC refers to Securities and Futures Commission of Hong Kong.
<b>SFDR</b>	SFDR refers to the regulation (EU) 2019/2088 of the European Parliament and of the Council of 27 November 2019 on sustainability-related disclosures in the financial services sector, as may be amended from time to time.
<b>SGD</b>	Singapore Dollar.
<b>Share</b>	A class of share of any one fund in the capital of the Fund or a share in any such class.
<b>Shareholder</b>	A holder of Shares.
<b>Short-Term Money Market Fund</b>	An undertaking for collective investment that invests in eligible instruments referred to under Article 10 (1) of the MMFR and that is subject to the portfolio rules set out in Article 24 of the MMFR.
<b>Sterling/GBP</b>	United Kingdom Pounds Sterling.
<b>Sustainability Risks</b>	Sustainability risks are an environmental, social or governance event or condition that, if it occurs, could cause an actual or a potential material negative impact on the value of the investment, as defined under the SFDR.
<b>Trade Execution Fees</b>	Commissions which are paid to third party brokers in respect of trade execution.
<b>Transferable Securities</b>	Shall mean: <ul style="list-style-type: none"> <li>- shares and other securities equivalent to shares,</li> <li>- bonds and other debt instruments,</li> <li>- any other negotiable securities which carry the right to acquire any such transferable securities by subscription or exchange,</li> </ul> excluding techniques and instruments relating to Transferable Securities and Money Market Instruments.
<b>TWD</b>	New Taiwan Dollar.
<b>UCI (or other UCI)</b>	An undertaking for collective investment within the meaning of Article 1, paragraph (2), points a) and b) of Directive 2009/65/EC, as amended.
<b>UCITS</b>	An undertaking for collective investment in Transferable Securities authorised pursuant to Directive 2009/65/EC, as amended.
<b>US Dollar/USD</b>	United States Dollar.

<b>Valuation Date</b>	<p>Each week day (any day Monday to Friday inclusive) excluding 25 December ('Christmas Day') and 1 January ('New Year's Day') as well as any other day which the Directors have determined, in the best interests of the Shareholders, as non-Valuation Dates for specific funds. Non-Valuation Dates may for example be any day observed as a holiday on a stock exchange which is the principal market for a significant portion of the investments attributable to a fund, or any day which is a holiday elsewhere so as to impede the calculation of fair market value of the investments attributable to a given fund, which may also include any day immediately preceding such relevant market closure where the dealing cut-off time of the relevant fund occurs at a time when the relevant underlying main market is already closed to trading and the following days are a period of consecutive market closure days.</p> <p>The list of expected non-Valuation Dates is available on <a href="https://fidelityinternational.com/non-valuation-days/">https://fidelityinternational.com/non-valuation-days/</a> and is updated in advance on a semi-annual basis. However, the list may be further updated from time to time in advance as is reasonably practicable in exceptional circumstances where the Directors believe that it is in the best interests of the Shareholders.</p>
<b>Variable Net Asset Value Money Market Fund</b>	A Money Market Fund that complies with the specific requirements laid down in Articles 29, 30 and in Article 33 (1) of the MMFR and that may either be a short-term Money Market Fund or a standard Money Market Fund in accordance with Article 2 (14) and (15) of the MMFR.
<b>Variable Share Class</b>	A Share class subject to a Variable Management Fee as described under Part II 2.1.

## DERIVATIVES GLOSSARY OF TERMS

Term	Description																		
Bond futures	Bond futures are contractual obligations for the contract holder to purchase or sell a bond on a specified date at a predetermined price. A bond future can be bought in a futures exchange market and the prices and dates are determined at the time the future is purchased.																		
Commitment approach	One of two standard methodologies recognised for UCITS to estimate a fund’s exposure to market risk through the use of derivatives. Global exposure related to derivative instruments under the commitment approach is the sum of the notional values of derivatives instruments excluding a) financial derivative instruments involved in netting or hedging arrangements and b) other types of financial derivative instruments which may be excluded from global exposure calculations as per CESR/10-788 Guidelines on Risk Measurement expressed as a percentage of the total net asset value and limited to 100%.																		
Contracts for difference (“CFD”)	A contract for differences is a contract between two parties, typically described as “buyer” and “seller”, stipulating that the seller will pay to the buyer the difference between the current value of an asset and its value at contract time (if the difference is negative, then the buyer pays instead to the seller). It allows investors to gain exposure to underlying assets which they may not be entitled to purchase directly, but also provides exposure to the price change without exposure to the related currency risk. Unlike futures contracts (which are settled through a clearing firm), contracts for difference are privately negotiated between two parties and are not standardised.																		
Credit default swap (“CDS”)	A credit default swap is a financial derivative contract between two parties, a credit protection buyer and a credit protection seller. The buyer makes a series of payments to the seller and receives compensation for losses resulting from predefined credit events such as default of a third party.																		
Forward Contracts	A forward contract is a customized contract between two parties to buy or sell an asset at a specified price on a future date. A forward contract can be used for hedging or speculation, although its non-standardized nature makes it particularly suitable for hedging. Unlike standard futures contracts, a forward contract can be customized to any financial asset, amount and delivery date.																		
Futures	<div>Fundamentally, forward and futures contracts have the same function in that both types of contracts allow investors to buy or sell a specific type of asset at a specific time at a given price. However, it is in the specific details that these contracts differ, including the following:</div> <table><tr><th>Feature</th><th>Futures</th><th>Forwards</th></tr><tr><td>Trading Venue</td><td>Exchange traded</td><td>Private agreements</td></tr><tr><td>Contract Type</td><td>Standardised</td><td>Non-standardised</td></tr><tr><td>Counterparty Default Risk</td><td>Clearing houses guarantee the transactions, which drastically lowers the probability of default</td><td>Greater chance of default</td></tr><tr><td>Settlement Convention before maturity</td><td>Contracts are marked-to-market daily, which means daily changes are settled day-by-day until the end of the contract</td><td>Settlement of the contract occurs at the end of the contract</td></tr><tr><td>Settlement Convention at maturity</td><td>Settlement can occur over a range of dates</td><td>Only one settlement date</td></tr></table>	Feature	Futures	Forwards	Trading Venue	Exchange traded	Private agreements	Contract Type	Standardised	Non-standardised	Counterparty Default Risk	Clearing houses guarantee the transactions, which drastically lowers the probability of default	Greater chance of default	Settlement Convention before maturity	Contracts are marked-to-market daily, which means daily changes are settled day-by-day until the end of the contract	Settlement of the contract occurs at the end of the contract	Settlement Convention at maturity	Settlement can occur over a range of dates	Only one settlement date
Feature	Futures	Forwards																	
Trading Venue	Exchange traded	Private agreements																	
Contract Type	Standardised	Non-standardised																	
Counterparty Default Risk	Clearing houses guarantee the transactions, which drastically lowers the probability of default	Greater chance of default																	
Settlement Convention before maturity	Contracts are marked-to-market daily, which means daily changes are settled day-by-day until the end of the contract	Settlement of the contract occurs at the end of the contract																	
Settlement Convention at maturity	Settlement can occur over a range of dates	Only one settlement date																	
Inflation swaps	An inflation swap is a derivative used to transfer inflation risk from one party to another through an exchange of cash flows. In an inflation swap, one party pays a fixed rate on a notional principal amount, while the other party pays a floating rate linked to an inflation index, such as the Consumer Price Index. The party paying the floating rate pays the inflation-adjusted rate multiplied by the notional principal amount. For example, one party may pay a fixed rate of 3% on a two year inflation swap, and in return receive the actual inflation.																		
Interest rate futures	An interest rate future is a contract between the buyer and seller agreeing to the future delivery of any interest-bearing asset. The interest rate future allows the buyer and seller to lock in the price of the interest-bearing asset for a future date.																		
Interest rate swaps	An interest rate swap is a liquid financial derivative instrument in which two parties agree to exchange interest rate cash flows, based on a specified notional principal amount from a fixed rate to a floating rate (or vice versa) or from one floating rate to another.																		

<b>Non-deliverable forwards</b>	A non-deliverable forward is a forward contract (cf. above) in which counterparties agree not to exchange an asset for the previously agreed price, but only the difference between the previously agreed price and the current market price at the time of maturity of the contract. It is used in various markets such as foreign exchange and commodities. Non-deliverable forwards are commonly used for currencies which cannot be readily exchanged for other currencies due to capital controls.
<b>Notional principal amount</b>	The notional amount (or notional principal amount or notional value) on a financial instrument is the nominal or face value that is used to calculate payments made on that instrument.
<b>Put/call options</b>	A put option is an option contract giving the owner the right, but not the obligation, to sell a specified amount of an underlying security at a specified price within a specified time. This is the opposite of a call option, which gives the holder the right, but not the obligation, to buy a specified amount of an underlying security at a specified price within a specified time.
<b>Swaps</b>	A swap is a derivative in which two counterparties exchange cash flows of one party's financial instrument for those of the other party's financial instrument. Specifically, two counterparties agree to exchange one stream of cash flows against another stream. These streams are called the 'legs' of the swap. The swap agreement defines the dates when the cash flows are to be paid and the way they are accrued and calculated. Usually at the time when the contract is initiated, at least one of these series of cash flows is determined by an uncertain variable such as a floating interest rate, foreign exchange rate, equity price, or commodity price. Swaps are not traded on an exchange but over the counter.
<b>Swaptions</b>	Swaption is an option on a swap (cf. above). A payer swaption gives the owner of the swaption the right to enter into a swap where they pay the fixed 'leg' and receive the floating 'leg'. A receiver swaption gives the owner of the swaption the right to enter into a swap in which they will receive the fixed 'leg', and pay the floating 'leg'.
<b>Total return swaps</b>	A total return swap is a swap agreement in which one party makes payments based on a set rate, either fixed or variable, while the other party makes payments based on the return of an underlying asset, which includes both the income it generates and any capital gains. In total return swaps, the underlying asset, referred to as the reference asset, is usually an equity index, financial index or bonds. This is owned by the party receiving the set rate payment. Total return swaps allow the party receiving the total return to gain exposure and benefit from a reference asset without actually having to own it.
<b>Value-at-Risk ("VaR")</b>	Value-at-risk is a statistical measure to estimate the size of a potential loss that could arise over a given time horizon at a given confidence level. For the funds which apply a VaR approach to calculate their global exposure, this is measured at a 99% confidence level and based on a time horizon of one month.
<b>Value-at-Risk approach (VaR approach)</b>	As a second standard methodology, a fund can use either the relative VaR approach or the absolute VaR approach to calculate global exposure. The UCITS decides which VaR approach is the most appropriate and then either calculates the VaR relative to its net asset value ("NAV") (the " <b>absolute VaR approach</b> ") or to the VaR of a reference portfolio (the " <b>relative VaR approach</b> "). For funds using the relative VaR approach, the VaR of the fund's portfolio is not allowed to exceed twice the VaR of the reference portfolio. The absolute VaR approach is generally used when there is no reference portfolio or benchmark. For funds using the absolute VaR approach, the maximum VaR limit is 20% of the fund's NAV.
<b>Warrants</b>	A warrant is a contract that confers the right, but not the obligation, to buy or sell a security – normally an equity – at a certain price before expiration. The price at which the underlying security can be bought or sold is referred to as the exercise price or strike price. As opposed to a call option, a warrant is issued by the company who also issues the underlying stock.

## OVERVIEW – MAIN ADMINISTRATION FUNCTIONS

REGISTERED OFFICE	MANAGEMENT COMPANY, REGISTRAR, TRANSFER AGENT, ADMINISTRATIVE SERVICE AGENT AND DOMICILIARY AGENT
2a, Rue Albert Borschette BP 2174 L-1246 Luxembourg Grand-Duchy of Luxembourg	FIL Investment Management (Luxembourg) S.A 2a, Rue Albert Borschette BP 2174 L-1246 Luxembourg Grand-Duchy of Luxembourg
DEPOSITARY	INVESTMENT MANAGER
Brown Brothers Harriman (Luxembourg) S.C.A. 80 Route d'Esch L-1470 Luxembourg Grand-Duchy of Luxembourg	FIL Fund Management Limited Pembroke Hall 42 Crow Lane Pembroke HM19 Bermuda
INDEPENDENT AUDITORS	
Deloitte Audit S.à r.l. 20, Boulevard de Kockelscheuer L-1821 Luxembourg Grand-Duchy of Luxembourg	

## OVERVIEW – MANAGEMENT OF THE FUND

### BOARD OF DIRECTORS OF THE FUND

#### **Anne Richards (Chairman of the Board)**

United Kingdom; She joined Fidelity International as CEO in December 2018 from M&G Investments where she was CEO and a director of its parent company Prudential plc. She has worked in the asset management industry since 1992. Anne has almost three decades of experience as an analyst, portfolio manager and CIO and is a strong proponent of ESG investing. Her career path spans many blue chip global names in the financial sector including Alliance Capital, JP Morgan, Merrill Lynch Investment Managers and Aberdeen Asset Management.

She is a Chartered Engineer and began her career as a research fellow at CERN, the European Organisation for Nuclear Research. She is a former chair of the UK Financial Conduct Authority's Practitioner Panel.

She was publicly recognised in the UK for her services to the voluntary sector and to the Financial Services industry by being appointed a Commander of the Royal Victorian Order (CVO) in 2014 and a Commander of the Order of the British Empire (CBE) in 2015.

#### **Dr. Yousef A. Al-Awadi K.B.E.**

Kuwait; Chairman and Chief Executive Officer of YAA Consultancy and previously Chief Executive Officer of Gulf Bank in Kuwait and President and Chief Executive Officer of Kuwait Investment Office in London and Director of bank ABC Bahrain. His board directorships included many public and private sector entities in Kuwait and internationally.

#### **Didier Cherpitel**

Switzerland; currently Director of the Swiss Philanthropy Foundation; Chairman and former Treasurer of the Association François-Xavier Bagnoud; Director and Treasurer of Fondation Mérieux; former Chairman of J.P.Morgan in France, former Chief Executive Officer of the Federation of the Red Cross and Red Crescent societies in Geneva and former Chairman of Atos Origin. Founder and Chairman of Managers Without Borders.

#### **Carine Feipel**

Luxembourg; after 20 years at leading independent business law firm, Arendt & Medernach in Luxembourg and New York, where she was a partner, she is now an independent attorney and non-executive director of several companies including Banque de Luxembourg, Morgan Stanley Investment Funds, AIG Europe and several other companies of the financial sector. She is a Certified Director by INSEAD and the Luxembourg Institute of Directors ('ILA'). In 2019, she was appointed Chair of ILA.

#### **Abby Johnson**

United States; President and Chief Executive Officer of FMR LLC; chairman of Fidelity Management & Research Company (FMRCo); chairman of the Board of FIL Limited; chairman of the Board of Trustees of US Fidelity Investments Fixed-Income/Asset Allocation funds.

#### **Glen Moreno**

United States; He joined the FIL Board in 1987 and is the Chairman of the FIL Remuneration Committee and a member of the FIL Audit and Risk Committee. He was previously chairman of Virgin Money and Pearson PLC, Deputy Chairman of the Financial Reporting Council and Deputy Chairman of Lloyds Banking Group. He was also Senior Independent Director of Man Group plc and a Trustee of the Prince of Liechtenstein Foundation. He is an Honorary Governor of The Ditchley Foundation and a former director of the Royal Academy of Dramatic Art. From 1987 to 1991 he was Chief Executive of Fidelity International and prior to that spent 18 years at Citigroup, where he was a Group Executive and Member of the Policy Committee.

#### **Jon Skillman**

Luxembourg; Senior Advisor. Previously Managing Director, Head of Global Workplace Investing and Stock Plan Services and Managing Director, Continental Europe at Fidelity. He joined Fidelity in 1994 as Director of Planning, Fidelity Management & Research. Prior to his appointment as Managing Director, Continental Europe in 2012, he was President of Fidelity Stock Plan Services at Fidelity Investments in Boston.

#### **FIL (Luxembourg) S.A.**

A company incorporated in Luxembourg on 14 October 1988 under the name of Fidelity International Service (Luxembourg) S.A. with RCS number B 29 112 and having its registered office at 2a, Rue Albert Borschette, BP 2174, L-1246 Luxembourg; the company acts as a Distributor of the Fund as agent of the General Distributor, FIL Distributors. FIL (Luxembourg) S.A. is currently represented by Nishith Gandhi, Chief Financial Officer Corporate Enablers& Europe. Prior to this appointment, he performed a number of senior finance, operations and product related roles within Fidelity, including Head of Asset Management Operations with responsibility for all aspects of investment and fund operations across the Fidelity retail fund ranges.

## BOARD OF DIRECTORS OF THE MANAGEMENT COMPANY

### Christopher Brealey

Luxembourg; General Counsel Group Planning with responsibility for a variety of corporate initiatives. He has worked within the fund industry for over 25 years in a range of roles in the UK, Japan and Bermuda as well as in Luxembourg. He is a Chartered Accountant and a Chartered Tax Adviser.

### Eliza Dungworth

United Kingdom; Global Chief Compliance Officer. She joined Fidelity in July 2016 initially acting as Interim Chief Risk Officer and moved into a new role as Global Chief Compliance Officer in January 2017 responsible for Fidelity's Compliance functions as well as other Oversight areas such as AML, Anti-Bribery and Corruption, Code of Ethics and Sanctions. Eliza has a law degree and is a Chartered Accountant and Chartered Tax Adviser.

### Dominic Rossi

United Kingdom; Non-Executive Director at Fidelity. He acts as Director and Chairman at various internal Boards and Committees. Dominic is also a Director of Eight Roads Holding Ltd, and is Chair of its Investment and Capital committees. Previously he was Global CIO, Equities at Fidelity International for 7 years and joined the company from Gartmore in March 2011. Dominic holds a BA in Politics from Sussex University and an MBA from CASS University (formerly City University). Dominic is also Chairman of the University of Sussex School of Business Management and Economics Advisory Board and was an Executive Fellow at the London Business School.

### Jon Skillman

Luxembourg; Senior Advisor. Previously Managing Director, Head of Global Workplace Investing and Stock Plan Services and Managing Director, Continental Europe at Fidelity. He joined Fidelity in 1994 as Director of Planning, Fidelity Management & Research. Prior to his appointment as Managing Director, Continental Europe in 2012, he was President of Fidelity Stock Plan Services at Fidelity Investments in Boston.

## CONDUCTING OFFICERS

### Florence Alexandre

Luxembourg; Head of Luxembourg Fund Accounting at FIL Investment Management (Luxembourg) S.A., with responsibility for all fund administration activities for Luxembourg-domiciled fund ranges. She has over 25 years of experience within the financial services industry and before joining Fidelity in 2015 she was Vice President, Alternative Depositary and Structured Product at State Street Bank in Luxembourg. Florence has a master's degree in finance from Hautes Etudes Commerciales Liege (HEC), Section Finance with a specialisation in analysis and control in all business areas related to both internal and external control processes, and the role of company revisor or auditor for both internal and external audit of companies in Belgium.

### Stephan von Bismarck

United Kingdom; Head of Sub-Advised Investment Management. He joined FIL Group in 2004 and was responsible for investment management risk until the end of 2017. Before joining the FIL Group, he was Deputy Head of Global Risk Management for AXA Investment Managers.

### Philip Hanssens

Luxembourg; Chief Compliance Officer, Europe. Philip joined Fidelity International in June 2018. He leads the compliance advisory team in Europe which provides advice on a wide range of financial services regulatory and transactional issues. Philip is a lawyer qualified in England and Wales and has over 20 years of international experience. Prior to joining Fidelity Philip assumed various legal and regulatory roles at GAM (UK), Nikko Asset Management (UK), AIG (UK), the Financial Conduct Authority (UK), the European Central Bank (Germany) and JP Morgan (Brussels).

### Corinne Lamesch

Luxembourg; Luxembourg Country Head, she joined Fidelity International in 2008 and was responsible for all legal aspects of Fidelity's European-based fund ranges and businesses until 1 August 2019. She now acts as head of Fidelity's Luxembourg office. Prior to joining Fidelity, she spent ten years in private practice at Allen & Overy and Clifford Chance. She is also the chairperson and board member of the Association of the Luxembourg Fund Industry ('ALFI').

### Karin Winklbauer

Luxembourg; Director within Fidelity's Investment Risk Oversight team and Chief Risk Officer for FIL Investment Management (Luxembourg) S.A. She has responsibility for the investment risk framework and governance and oversight of fund liquidity and investment model risk. She has more than a decade of experience in risk management across various fields including credit, operational and investment risk in the financial services industry. Prior to joining the Fidelity Group in November 2016, she was Head of Risk and Conducting Officer at WRM Capital Asset Management. Prior to WRM she worked in a Senior Risk position for Alliance Bernstein and for Raiffeisen Zentralbank, Vienna. Karin holds a master's degree in economics from University of Passau, Germany.

### Paul Witham

Luxembourg; Head of Luxembourg Transfer Agency at FIL Investment Management (Luxembourg) S.A. He joined the FIL Group in 2014, where he was initially responsible for Customer Services, in 2017 he took over responsibility for Transfer Agency. He has 20 years of experience in the financial services industry, prior to joining the FIL Group, he was Assistant Vice President in Brown Brothers Harriman (Luxembourg) S.C.A. Transfer Agency department.



## OVERVIEW – FIL GROUP DISTRIBUTORS & DEALING FACILITIES

### GENERAL DISTRIBUTOR:

#### FIL Distributors

Pembroke Hall  
42 Crow Lane  
Pembroke HM19  
Bermuda  
Telephone: (1) 441 297 7267  
Fax: (1) 441 295 4493

### SHARE DISTRIBUTORS & DEALING FACILITIES:

<b>FIL (Luxembourg) S.A.*</b>	<b>FIL Investment Services GmbH*</b>
2a, Rue Albert Borschette BP 2174 L-1246 Luxembourg Grand-Duchy of Luxembourg Telephone: (352) 250 404 2400 Fax: (352) 26 38 39 38	Kastanienhöhe 1 D61476 Kronberg im Taunus Germany Telephone: (49) 6173 509 0 Fax: (49) 6173 509 4199
<b>FIL Investments International*</b>	<b>FIL Investment Management (Hong Kong) Limited*</b>
Beech Gate, Millfield Lane, Lower Kingswood, Tadworth, Surrey, KT20 6RP United Kingdom Telephone: (44) 1732 777377 Fax: (44) 1732 777262	Level 21, Two Pacific Place 88 Queensway Admiralty, Hong Kong Telephone: (852) 26 29 2629 Fax: (852) 2629 6088
<b>FIL Distributors International Limited*</b>	<b>FIL Investment Management (Singapore) Limited</b>
PO Box HM670 Hamilton HMCX Bermuda Telephone: (1) 441 297 7267 Fax: (1) 441 295 4493	8 Marina View #35-06, Asia Square Tower 1 Singapore 018960 Telephone: (65) 6511 2200 (general) Fax: (65) 6536 1960
<b>FIL Gestion</b>	<b>FIL Pensions Management</b>
21 avenue Kléber 75784 Paris Cedex 16 France Telephone: (33) 1 7304 3000	Beech Gate, Millfield Lane, Lower Kingswood, Tadworth, Surrey, KT20 6RP United Kingdom Telephone: (44) 1732 777377 Fax: (44) 1732 777262
<b>Financial Administration Services Limited</b>	
Beech Gate, Millfield Lane, Lower Kingswood, Tadworth, Surrey, KT20 6RP United Kingdom Telephone: (44) 1732 777377 Fax: (44) 1732 777262	

<b>REPRESENTATIVES:</b>	
<b>Taiwan General Representative</b>	<b>Irish Representative</b>
FIL Securities Investment Trust Co. (Taiwan) Limited 11F, 68 Zhongxiao East Road, Section 5 Xinyi Dist., Taipei City 11065 Taiwan	FIL Fund Management (Ireland) Limited George's Quay House 43 Townsend Street Dublin 2 DO2 VK65 Ireland
<b>Hong Kong Representative</b>	
FIL Investment Management (Hong Kong) Limited Level 21 Two Pacific Place 88 Queensway, Admiralty Hong Kong	

Those Share Distributors marked \* provide dealing facilities. Share dealings may also take place directly with the Management Company at its registered office.

# PART I

## 1. Fund Information

### 1.1. The Fund

The Fund is an open-ended investment company established in Luxembourg as a SICAV (*société d'investissement à capital variable*). Its assets are held in different funds. Each fund is a separate portfolio of securities and other assets managed in accordance with specific investment objectives. Separate classes of Shares are or may be issued in relation to the funds.

The Fund was incorporated in Luxembourg on 15 June 1990. Its Articles of Incorporation (as amended from time to time) are kept at the Registre de Commerce et des Sociétés of Luxembourg under the number B34036. This document may be inspected and copies may be obtained from there against payment of the Registre de Commerce et des Sociétés' fees. The Articles of Incorporation may be amended by the Shareholders in accordance with Luxembourg law. The Articles of Incorporation were published in the Mémorial on 21 August 1990. The most recent amendment to the Articles of Incorporation dated 19 November 2012 was published in the Mémorial on 28 December 2012. Shareholders are bound by the Articles of Incorporation of the Fund and any amendments to them.

For out-of-court complaints and redress mechanism please contact the appointed Compliance Officer, FIL Investment Management (Luxembourg) S.A., 2a, Rue Albert Borschette, BP 2174, L1246 Luxembourg. No investor compensation scheme is in place for the Fund.

The capital of the Fund is equal to the Net Asset Value.

Under Luxembourg law the Fund is authorised to issue an unlimited number of Shares, all of which are without par value. Each Share when issued is fully paid and non-assessable. No Shares have preference, pre-emption or exchange rights (other than rights of switches between funds or classes of Shares).

All the Shares in one fund have equal rights and privileges. Each Share in a fund is entitled to participate equally in any dividends or other distributions declared on the Shares in that fund, as well as in the event of a termination of that fund or the liquidation of the Fund, in the liquidation proceeds of that fund. Each full Share is entitled to one vote at any meeting of Shareholders of the Fund, a fund or a class.

The Fund has issued no options or any special rights relating to any Shares.

The Board generally has the power to restrict the issues of Shares pursuant to Article 7 of the Articles of Incorporation as well as under the anti-market timing provisions further described under Important Notice (above) to any person who is not an Eligible Investor (as defined in Part III, 3.4. "Eligible Investors and Restriction on Ownership" of the Prospectus). Information as to the funds and classes of Shares which at a given time are not offered to investors is available at the registered office of the Fund and the Management Company and at the offices of the Distributors.

Share classes of the funds may be listed on the Luxembourg Stock Exchange. However, Shares in the Reserved Fund range and the Institutional Reserved Funds range (each as described in more detail later in the Prospectus) are not presently listed. The Board may decide to list these funds or classes in the future. Other stock exchange listings may be sought from time to time as considered appropriate by the Board. Further information on the stock exchange listings may be obtained from the Management Company upon request.

The following documents, together with a translation of the Luxembourg law of 17 December 2010, are available for inspection free of charge during normal business hours on any Business Day at the registered office of the Fund and the Management Company, and may also be inspected, free of charge, at the offices of the Distributors:

Articles of Incorporation of the Fund

Management Company Services Agreement

Depository Agreement

Distributors' Agreements

Investment Management Agreement

Services Agreement

Paying Agency Agreement

Hong Kong Representative's Agreement

KIIDs

Financial Reports

Copies of the Prospectus, the KIIDs and the latest financial reports of the Fund may be obtained, free of charge, upon request from the registered office of the Fund and the Management Company and the offices of the Distributors and of the local representatives of the Fund.

Additional information is made available by the Fund at its registered office, upon request, in accordance with the provisions of Luxembourg laws and regulations. This additional information includes the procedures relating to complaints handling, the strategy followed for the exercise of voting rights of the Fund, details in respect of the Research Fees, the order handling and best execution policy as well as the arrangements relating to the fee, commission or non-monetary benefit in relation with the investment management and administration of the Fund.

The competent supervisory authority in the Fund's home state is the Commission de Surveillance du Secteur Financier (CSSF), 283, route d'Arlon, L-2991 Luxembourg.

## 1.2. Risk Factors

### I. FUNDS RISK PROFILES

Full Legal name	General	Asset Class Specific Risks					Investment Focus/ Style-Related Risks							Specific Instrument Related Risks				Derivatives/ Counterparty Risk					Additional Prospectus Risk Factors		
		Equities	Bonds and other Debt Instruments	Commodities	Real Estate Related	Multi Asset	Stock/Issuer Concentration	Country Concentration	Sector Concentration / Thematic Focus	Investments in Small Companies	Below Investment Grade / Unrated Securities and High Yielding Debt Instruments	Emerging Markets	Russia	Eurozone Risk	China Related	Fixed Income Related		Equity Linked Notes/Credit Linked Notes	General	Short Positions	High Leverage	Active Currency		Specific Derivative Instruments	
															General	Dim Sum Bonds	Convertibles, Hybrids, CoCos & other instruments with loss-absorption features								Collateralised and/or Securitised Debt Instruments
Fidelity Funds - Absolute Return Asian Equity Fund	X	X									X			X					X	X	X	X	X	5a,7,10a	
Fidelity Funds - Absolute Return Global Equity Fund	X	X			X						X	X	X	X					X	X	X	X	X	5a,7,10a	
Fidelity Funds - Absolute Return Global Fixed Income Fund	X		X			X				X	X	X	X	X	X	X	X	X	X	X	X	X	X	5a,6,7,8	
Fidelity Funds - Absolute Return Multi Strategy Fund	X	X	X	X	X	X				X	X	X	X	X	X	X	X	X	X	X	X	X	X	3,5a,7,10a	
Fidelity Funds - America Fund	X	X				X	X												X	X		X	X	5a,7,10a	
Fidelity Funds - American Growth Fund	X	X					X												X	X		X	X	5a,7,10a	
Fidelity Funds - ASEAN Fund	X	X				X					X								X	X		X	X	5a,7	
Fidelity Funds - Asia Pacific Dividend Fund	X	X									X								X	X		X	X	5a,5b,6,7,10a	
Fidelity Funds - Asia Pacific Multi Asset Growth & Income Fund	X	X	X	X		X				X	X			X		X	X	X	X	X		X	X	3,5a,6,7,10a	
Fidelity Funds - Asia Pacific Opportunities Fund	X	X				X			X		X			X				X	X	X		X	X	5a,7,10a	
Fidelity Funds - Asia Pacific Strategic Income Fund	X		X							X	X			X	X	X	X	X	X	X		X	X	5a,6	
Fidelity Funds - Asian Bond Fund	X		X							X	X					X	X	X	X	X		X	X	5a,6	
Fidelity Funds - Asian Equity Fund	X	X									X			X					X	X		X	X	5a,5b,7,10a	
Fidelity Funds - Asian High Yield Fund	X		X							X	X			X		X	X	X	X	X		X	X	5a,6	
Fidelity Funds - Asian Smaller Companies Fund	X	X							X		X								X	X		X	X	5a,7,10a	
Fidelity Funds - Asian Special Situations Fund	X	X							X		X			X					X	X		X	X	5a,5b,7,10a	

\* Additional Prospectus Risk Factors: 1 Index Tracking; 2 Asset Allocation - Target Date; 3 Asset Allocation – Dynamic; 4 Cash Funds; 5a-c See “Sustainable Investing” section below; 6 Income-producing securities; 7 Securities Lending; 8 Repurchase and Reverse Repurchase Agreements; 9 Lower and target volatility strategies; 10a-e See “Additional Market/Sector Specific Sustainability Risks” section below.

Full Legal name	General	Asset Class Specific Risks					Investment Focus/ Style-Related Risks							Specific Instrument Related Risks				Derivatives/ Counterparty Risk					Additional Prospectus Risk Factors	
		Equities	Bonds and other Debt Instruments	Commodities	Real Estate Related	Multi Asset	Stock/Issuer Concentration	Country Concentration	Sector Concentration / Thematic Focus	Investments in Small Companies	Below Investment Grade / Unrated Securities and High Yielding Debt Instruments	Emerging Markets	Russia	Eurozone Risk	China Related	Fixed Income Related		Equity Linked Notes/Credit Linked Notes	General	Short Positions	High Leverage	Active Currency		Specific Derivative Instruments
															Dim Sum Bonds	Convertibles, Hybrids, CoCos & other instruments with loss-absorption features	Collateralised and/or Securitised Debt Instruments							
Fidelity Funds - Australian Diversified Equity Fund	X	X	X		X	X	X		X	X						X	X		X	X		X	X	3,5a, 6, 7, 10a
Fidelity Funds - Australian Dollar Cash Fund	X		X			X											X		X			X		4, 5a,8
Fidelity Funds - China Consumer Fund	X	X				X	X	X			X			X					X	X		X	X	5a, 5b,7
Fidelity Funds - China Focus Fund	X	X				X	X				X			X					X	X		X	X	5a,7
Fidelity Funds – China Government Bond Fund	X		X			X	X			X	X			X	X				X	X		X	X	6
Fidelity Funds - China High Yield Fund	X		X				X			X	X			X	X	X	X		X	X		X	X	5a,6
Fidelity Funds - China Innovation Fund	X	X				X	X	X			X			X					X	X		X	X	5a, 5b,7
Fidelity Funds - China RMB Bond Fund	X		X				X			X	X			X	X	X	X		X	X		X	X	5a,6
Fidelity Funds - Emerging Asia Fund	X	X									X			X					X	X		X	X	5a, 5b,7
Fidelity Funds - Emerging Europe, Middle East and Africa Fund	X	X				X					X	X						X	X	X		X	X	5a,7
Fidelity Funds - Emerging Market Corporate Debt Fund	X		X							X	X	X		X		X	X		X	X		X	X	5a,6
Fidelity Funds - Emerging Market Debt Fund	X		X							X	X	X		X		X	X		X	X		X	X	5a,6
Fidelity Funds - Emerging Market Local Currency Debt Fund	X		X							X	X	X		X		X	X		X	X		X	X	5a,6
Fidelity Funds - Emerging Market Total Return Debt Fund	X		X							X	X	X		X		X	X		X	X	X	X	X	5a,6
Fidelity Funds - Emerging Markets Focus Fund	X	X				X					X	X		X					X	X		X	X	5a, 5b,7
Fidelity Funds - Emerging Markets Fund	X	X				X					X	X		X					X	X		X	X	5a, 5b,7
Fidelity Funds - Euro Bond Fund	X		X			X				X	X		X			X	X		X	X		X	X	5a, 5b,6
Fidelity Funds - Euro Cash Fund	X		X			X							X				X		X			X		4, 5a,8
Fidelity Funds - Euro Corporate Bond Fund	X		X			X				X	X		X			X	X		X	X		X	X	5a, 5b,6

\* Additional Prospectus Risk Factors: 1 Index Tracking; 2 Asset Allocation - Target Date; 3 Asset Allocation – Dynamic; 4 Cash Funds; 5a-c See “Sustainable Investing” section below; 6 Income-producing securities; 7 Securities Lending; 8 Repurchase and Reverse Repurchase Agreements; 9 Lower and target volatility strategies; 10a-e See “Additional Market/Sector Specific Sustainability Risks” section below.

Full Legal name	General	Asset Class Specific Risks					Investment Focus/ Style-Related Risks							Specific Instrument Related Risks				Derivatives/ Counterparty Risk					Additional Prospectus Risk Factors	
		Equities	Bonds and other Debt Instruments	Commodities	Real Estate Related	Multi Asset	Stock/Issuer Concentration	Country Concentration	Sector Concentration / Thematic Focus	Investments in Small Companies	Below Investment Grade / Unrated Securities and High Yielding Debt Instruments	Emerging Markets	Russia	Eurozone Risk	China Related	Fixed Income Related		Equity Linked Notes/Credit Linked Notes	General	Short Positions	High Leverage	Active Currency		Specific Derivative Instruments
															Dim Sum Bonds	Convertibles, Hybrids, CoCos & other instruments with loss-absorption features	Collateralised and/or Securitised Debt Instruments							
Fidelity Funds - Euro Short Term Bond Fund	X		X			X				X	X		X			X	X		X	X		X	X	5a, 5b, 6
Fidelity Funds - Euro STOXX 50® Fund	X	X											X						X	X		X	X	1,5c, 7
Fidelity Funds - European Dividend Fund	X	X											X						X	X		X	X	5a, 5b, 6, 7, 10a
Fidelity Funds – European Dividend Plus Fund	X	X									X		X						X	X		X	X	5a, 5b, 6, 7, 10a
Fidelity Funds - European Dynamic Growth Fund	X	X											X						X	X		X	X	5a, 5b, 7, 10a
Fidelity Funds - European Growth Fund	X	X											X						X	X		X	X	5a, 5b, 7, 10a
Fidelity Funds - European High Yield Fund	X		X							X	X	X	X			X	X		X	X		X	X	5a, 5b, 6
Fidelity Funds - European Larger Companies Fund	X	X											X						X	X		X	X	5a, 5b, 7, 10a
Fidelity Funds -- European Low Volatility Equity Fund	X	X			X								X						X	X		X	X	5a, 5b, 7, 9, 10a
Fidelity Funds - European Multi Asset Income Fund	X	X	X	X	X	X				X	X		X			X	X		X	X		X	X	3, 5a, 6, 7, 10a
Fidelity Funds - European Smaller Companies Fund	X	X							X				X						X	X		X	X	5a, 7, 10a
Fidelity Funds - Fidelity Institutional Target™ 2015 (Euro) Fund	X	X	X	X		X					X		X			X	X		X	X		X	X	2, 5a, 7, 10a
Fidelity Funds - Fidelity Institutional Target™ 2020 (Euro) Fund	X	X	X	X		X					X		X			X	X		X	X		X	X	2, 5a, 7, 10a
Fidelity Funds - Fidelity Institutional Target™ 2025 (Euro) Fund	X	X	X	X	X	X					X		X			X	X		X	X		X	X	2, 5a, 7, 10a
Fidelity Funds - Fidelity Institutional Target™ 2030 (Euro) Fund	X	X	X	X	X	X					X		X			X	X		X	X		X	X	2, 5a, 7, 10a
Fidelity Funds - Fidelity Institutional Target™ 2035 (Euro) Fund	X	X	X	X	X	X					X		X			X	X		X	X		X	X	2, 5a, 7, 10a
Fidelity Funds - Fidelity Institutional Target™ 2040 (Euro) Fund	X	X	X	X	X	X					X		X			X	X		X	X		X	X	2, 5a, 7, 10a

\* Additional Prospectus Risk Factors: 1 Index Tracking; 2 Asset Allocation - Target Date; 3 Asset Allocation – Dynamic; 4 Cash Funds; 5a-c See “Sustainable Investing” section below; 6 Income-producing securities; 7 Securities Lending; 8 Repurchase and Reverse Repurchase Agreements; 9 Lower and target volatility strategies; 10a-e See “Additional Market/Sector Specific Sustainability Risks” section below.

Full Legal name	Asset Class Specific Risks															Investment Focus/ Style-Related Risks							Specific Instrument Related Risks				Derivatives/ Counterparty Risk					Additional Prospectus Risk Factors
	General	Equities	Bonds and other Debt Instruments	Commodities	Real Estate Related	Multi Asset	Stock/Issuer Concentration	Country Concentration	Sector Concentration / Thematic Focus	Investments in Small Companies	Below Investment Grade / Unrated Securities and High Yielding Debt Instruments	Emerging Markets	Russia	Eurozone Risk	General	Dim Sum Bonds	China Related	Fixed Income Related	Equity Linked Notes/Credit Linked Notes	General	Short Positions	High Leverage	Active Currency	Specific Derivative Instruments								
																		Convertible, Hybrids, CoCos & other instruments with loss-absorption features							Collateralised and/or Securitised Debt Instruments							
Fidelity Funds - Fidelity Institutional Target™ 2045 (Euro) Fund	X	X	X	X	X	X						X		X				X	X		X	X		X	X	2, 5a,7, 10a						
Fidelity Funds - Fidelity Institutional Target™ 2050 (Euro) Fund	X	X	X	X	X	X						X		X				X	X		X	X		X	X	2, 5a,7, 10a						
Fidelity Funds - Fidelity Institutional Target™ 2055 (Euro) Fund	X	X	X	X	X	X						X		X				X	X		X	X		X	X	2, 5a,7, 10a						
Fidelity Funds - Fidelity Institutional Target™ 2060 (Euro) Fund	X	X	X	X	X	X						X		X				X	X		X	X		X	X	2, 5a,7, 10a						
Fidelity Funds - Fidelity Patrimoine	X	X	X	X	X	X					X	X		X	X			X	X		X	X	X	X	X	3, 5a,7, 10a						
Fidelity Funds - Fidelity Target™ 2020 (Euro) Fund	X	X	X	X		X						X		X				X	X		X	X		X	X	2, 5a,7, 10a						
Fidelity Funds - Fidelity Target™ 2020 Fund	X	X	X	X		X						X		X				X	X		X	X		X	X	2, 5a,7, 10a						
Fidelity Funds - Fidelity Target™ 2025 (Euro) Fund	X	X	X	X		X						X		X				X	X		X	X		X	X	2, 5a,7, 10a						
Fidelity Funds - Fidelity Target™ 2030 (Euro) Fund	X	X	X	X		X						X		X				X	X		X	X		X	X	2, 5a,7, 10a						
Fidelity Funds - Fidelity Target™ 2035 (Euro) Fund	X	X	X	X		X						X		X				X	X		X	X		X	X	2, 5a,7, 10a						
Fidelity Funds - Fidelity Target™ 2040 (Euro) Fund	X	X	X	X		X						X		X				X	X		X	X		X	X	2, 5a,7, 10a						
Fidelity Funds - Fidelity Target™ 2045 (Euro) Fund	X	X	X	X		X						X		X				X	X		X	X		X	X	2, 5a,7, 10a						
Fidelity Funds - Fidelity Target™ 2050 (Euro) Fund	X	X	X	X		X						X		X				X	X		X	X		X	X	2, 5a,7, 10a						
Fidelity Funds - Fidelity Target™ 2055 (Euro) Fund	X	X	X	X		X						X		X				X	X		X	X		X	X	2, 5a,7, 10a						
Fidelity Funds - Fidelity Target™ 2060 (Euro) Fund	X	X	X	X		X						X		X				X	X		X	X		X	X	2, 5a,7, 10a						
Fidelity Funds - FIRST All Country World Fund	X	X										X			X						X	X		X	X	5a,7, 10a						
Fidelity Funds - FIRST Developed World Fund	X	X																			X	X		X	X	5a,7, 10a						
Fidelity Funds - FIRST European Value Fund	X	X												X							X	X		X	X	5a,7, 10a						

\* Additional Prospectus Risk Factors: 1 Index Tracking; 2 Asset Allocation - Target Date; 3 Asset Allocation – Dynamic; 4 Cash Funds; 5a-c See “Sustainable Investing” section below; 6 Income-producing securities; 7 Securities Lending; 8 Repurchase and Reverse Repurchase Agreements; 9 Lower and target volatility strategies; 10a-e See “Additional Market/Sector Specific Sustainability Risks” section below.

Full Legal name	General	Asset Class Specific Risks					Investment Focus/ Style-Related Risks							Specific Instrument Related Risks				Derivatives/ Counterparty Risk					Additional Prospectus Risk Factors	
		Equities	Bonds and other Debt Instruments	Commodities	Real Estate Related	Multi Asset	Stock/Issuer Concentration	Country Concentration	Sector Concentration / Thematic Focus	Investments in Small Companies	Below Investment Grade / Unrated Securities and High Yielding Debt Instruments	Emerging Markets	Russia	Eurozone Risk	China Related	Fixed Income Related		Equity Linked Notes/Credit Linked Notes	General	Short Positions	High Leverage	Active Currency		Specific Derivative Instruments
															Dim Sum Bonds	Convertibles, Hybrids, CoCos & other instruments with loss-absorption features	Collateralised and/or Securitised Debt Instruments							
Fidelity Funds - Flexible Bond Fund	X		X							X	X	X	X	X		X	X		X	X	X	X	X	5a, 5b, 6, 7, 8
Fidelity Funds - France Fund	X	X				X	X		X				X						X	X		X	X	5a, 7, 10a
Fidelity Funds - Germany Fund	X	X				X	X						X						X	X		X	X	5a, 7, 10a
Fidelity Funds - Global Bond Fund	X		X			X				X	X			X		X	X		X	X		X	X	5a, 5b, 6
Fidelity Funds - Global Corporate Bond Fund	X		X							X	X		X			X	X		X	X		X	X	5a, 5b, 6
Fidelity Funds - Global Demographics Fund	X	X				X		X			X		X						X	X		X	X	5a, 5b, 7, 10a, 10e
Fidelity Funds - Global Dividend Fund	X	X											X						X	X		X	X	5a, 5b, 6, 7, 10a
Fidelity Funds - Global Dividend Plus Fund	X	X									X		X	X					X	X		X	X	5a, 6, 7, 10a
Fidelity Funds - Global Equity Income Fund	X	X											X						X	X		X	X	5a, 6, 7, 10a
Fidelity Funds - Global Financial Services Fund	X	X						X			X								X	X		X	X	5a, 7, 10a
Fidelity Funds - Global Focus Fund	X	X				X					X								X	X		X	X	5a, 7, 10a
Fidelity Funds - Global Health Care Fund	X	X				X		X											X	X		X	X	5a, 5b, 7, 10a
Fidelity Funds - Global High Yield Fund	X		X			X				X	X		X	X		X	X		X	X		X	X	5a, 6
Fidelity Funds - Global Hybrids Bond Fund	X		X							X	X		X			X	X		X	X		X	X	5a, 5b, 6
Fidelity Funds - Global Income Fund	X		X							X	X	X	X	X		X	X		X	X		X	X	5a, 5b, 6
Fidelity Funds - Global Industrials Fund	X	X						X			X								X	X		X	X	5a, 7, 10a, 10c
Fidelity Funds - Global Inflation-linked Bond Fund	X		X			X				X	X					X	X		X	X		X	X	5a, 5b, 6
Fidelity Funds - Global Low Volatility Equity Fund	X	X			X														X	X		X	X	5a, 7, 9, 10a
Fidelity Funds - Global Multi Asset Income Fund	X	X	X	X	X	X				X	X		X	X		X	X		X	X		X	X	3, 5a, 6, 7, 10a
Fidelity Funds - Global Multi Asset Defensive Fund	X	X	X	X	X	X				X	X		X	X		X	X		X	X	X	X	X	3, 5a, 7, 10a

\* Additional Prospectus Risk Factors: 1 Index Tracking; 2 Asset Allocation - Target Date; 3 Asset Allocation – Dynamic; 4 Cash Funds; 5a-c See “Sustainable Investing” section below; 6 Income-producing securities; 7 Securities Lending; 8 Repurchase and Reverse Repurchase Agreements; 9 Lower and target volatility strategies; 10a-e See “Additional Market/Sector Specific Sustainability Risks” section below.



Full Legal name	General	Asset Class Specific Risks					Investment Focus/ Style-Related Risks								Specific Instrument Related Risks				Derivatives/ Counterparty Risk					Additional Prospectus Risk Factors
		Equities	Bonds and other Debt Instruments	Commodities	Real Estate Related	Multi Asset	Stock/Issuer Concentration	Country Concentration	Sector Concentration / Thematic Focus	Investments in Small Companies	Below Investment Grade / Unrated Securities and High Yielding Debt Instruments	Emerging Markets	Russia	Eurozone Risk	China Related	Fixed Income Related		Equity Linked Notes/Credit Linked Notes	General	Short Positions	High Leverage	Active Currency	Specific Derivative Instruments	
															Dim Sum Bonds	Convertibles, Hybrids, CoCos & other instruments with loss-absorption features	Collateralised and/or Securitised Debt Instruments							
Fidelity Funds - Global Multi Asset Dynamic Fund	X	X	X	X	X	X				X	X	X	X	X		X	X		X	X		X	X	3, 5a,7, 10a
Fidelity Funds - Global Multi Asset Growth & Income Fund	X	X	X	X	X	X				X	X		X	X	X	X	X		X	X		X	X	3, 5a,6, 7, 10a
Fidelity Funds - Global Property Fund	X	X			X			X			X								X	X		X	X	5a,6, 7, 10a
Fidelity Funds - Global Short Duration Income Fund	X		X							X	X	X	X	X		X	X		X	X		X	X	5a, 5b,6
Fidelity Funds - Global Technology Fund	X	X						X			X								X	X		X	X	5a, 5b,7, 10a
Fidelity Funds - Global Thematic Opportunities Fund	X	X			X			X			X		X	X	X				X	X		X	X	5a, 5b,7, 10a
Fidelity Funds - Greater China Fund	X	X					X	X			X			X					X	X		X	X	5a,7
Fidelity Funds - Greater China Fund II	X	X					X	X			X			X					X	X		X	X	5a,7
Fidelity Funds - Greater China Multi Asset Growth & Income Fund	X	X	X	X	X	X		X			X			X	X	X	X		X	X		X	X	3, 5a,6, 7
Fidelity Funds - Iberia Fund	X	X					X	X					X						X	X		X	X	5a,7, 10a
Fidelity Funds - India Focus Fund	X	X					X	X			X								X	X		X	X	5a, 5b,7
Fidelity Funds - Indonesia Fund	X	X					X	X			X								X	X		X	X	5a,7
Fidelity Funds - Institutional Emerging Markets Equity Fund	X	X									X	X		X					X	X		X	X	5a, 5b,7
Fidelity Funds - Institutional European Larger Companies Fund	X	X											X						X	X		X	X	5a, 5b,7, 10a
Fidelity Funds - Institutional Global Focus Fund	X	X									X								X	X		X	X	5a,7, 10a
Fidelity Funds - Institutional Global Sector Fund	X	X									X								X	X		X	X	5a,7, 10a
Fidelity Funds - Institutional Japan Fund	X	X					X	X											X	X		X	X	5a,7, 10a
Fidelity Funds - Institutional US High Yield Fund	X		X					X			X					X	X		X	X		X	X	5a,6
Fidelity Funds - Italy Fund	X	X					X	X	X				X						X	X		X	X	5a,7, 10a
Fidelity Funds - Japan Advantage Fund	X	X					X	X											X	X		X	X	5a,7, 10a

\* Additional Prospectus Risk Factors: 1 Index Tracking; 2 Asset Allocation - Target Date; 3 Asset Allocation – Dynamic; 4 Cash Funds; 5a-c See “Sustainable Investing” section below; 6 Income-producing securities; 7 Securities Lending; 8 Repurchase and Reverse Repurchase Agreements; 9 Lower and target volatility strategies; 10a-e See “Additional Market/Sector Specific Sustainability Risks” section below.

Full Legal name	General	Asset Class Specific Risks					Investment Focus/ Style-Related Risks								Specific Instrument Related Risks				Derivatives/ Counterparty Risk					Additional Prospectus Risk Factors
		Equities	Bonds and other Debt Instruments	Commodities	Real Estate Related	Multi Asset	Stock/Issuer Concentration	Country Concentration	Sector Concentration / Thematic Focus	Investments in Small Companies	Below Investment Grade / Unrated Securities and High Yielding Debt Instruments	Emerging Markets	Russia	Eurozone Risk	China Related	Fixed Income Related		Equity Linked Notes/Credit Linked Notes	General	Short Positions	High Leverage	Active Currency	Specific Derivative Instruments	
															Dim Sum Bonds	Convertibles, Hybrids, CoCos & other instruments with loss-absorption features	Collateralised and/or Securitised Debt Instruments							
Fidelity Funds - Japan Aggressive Fund	X	X				X	X												X	X		X	X	5a,7, 10a
Fidelity Funds - Japan Smaller Companies Fund	X	X				X	X		X		X								X	X		X	X	5a,7, 10a
Fidelity Funds - Latin America Fund	X	X				X					X								X	X		X	X	5a,7
Fidelity Funds - Malaysia Fund	X	X				X	X				X								X	X		X	X	5a,7
Fidelity Funds - Multi Asset Target Income 2024 Fund	X	X	X	X	X	X				X	X		X			X	X		X	X	X	X	X	3, 5a,6, 7, 10a
Fidelity Funds - Nordic Fund	X	X					X		X										X	X		X	X	5a,7, 10a
Fidelity Funds - Pacific Fund	X	X									X			X					X	X		X	X	5a,7, 10a
Fidelity Funds - Singapore Fund	X	X			X		X	X											X	X		X	X	5a,7, 10a
Fidelity Funds - SMART Global Defensive Fund	X	X	X	X	X	X				X	X		X	X		X	X		X	X	X	X	X	3, 5a,7, 10a
Fidelity Funds - Sterling Cash Fund	X		X			X											X		X			X		4, 5a,8
Fidelity Funds – Strategic European Fund	X	X	X			X	X				X	X	X	X					X	X	X	X		3, 5a,7
Fidelity Funds - Sustainable Asian Bond Fund	X		X							X	X			X	X	X	X	X	X	X		X	X	5a, 5b, 6, 7, 8
Fidelity Funds – Sustainable Asia Equity Fund	X	X				X					X			X					X	X		X	X	5a, 5b,7, 10a
Fidelity Funds - Sustainable China A Shares Fund	X	X					X				X			X				X	X	X		X	X	5a, 5b, 7
Fidelity Funds – Sustainable Climate Solutions Fund	X	X				X		X			X			X					X	X		X	X	5a, 5b,7, 10a
Fidelity Funds – Sustainable Consumer Brands Fund	X	X				X		X			X			X					X	X		X	X	5a, 5b,7, 10a, 10d
Fidelity Funds – Sustainable European Smaller Companies Fund	X	X							X				X						X	X		X	X	5a, 5b,7, 10a
Fidelity Funds - Sustainable Europe Equity Fund	X	X											X						X	X		X	X	5a, 5b,7, 10a
Fidelity Funds - Sustainable Eurozone Equity Fund	X	X											X						X	X		X	X	5a, 5b,7, 10a
Fidelity Funds - Sustainable Future Connectivity Fund	X	X				X		X			X		X	X					X	X		X	X	5A, 5b,7, 10

\* Additional Prospectus Risk Factors: 1 Index Tracking; 2 Asset Allocation - Target Date; 3 Asset Allocation – Dynamic; 4 Cash Funds; 5a-c See “Sustainable Investing” section below; 6 Income-producing securities; 7 Securities Lending; 8 Repurchase and Reverse Repurchase Agreements; 9 Lower and target volatility strategies; 10a-e See “Additional Market/Sector Specific Sustainability Risks” section below.

Full Legal name	General	Asset Class Specific Risks					Investment Focus/ Style-Related Risks							Specific Instrument Related Risks					Derivatives/ Counterparty Risk					Additional Prospectus Risk Factors	
		Equities	Bonds and other Debt Instruments	Commodities	Real Estate Related	Multi Asset	Stock/Issuer Concentration	Country Concentration	Sector Concentration / Thematic Focus	Investments in Small Companies	Below Investment Grade / Unrated Securities and High Yielding Debt Instruments	Emerging Markets	Russia	Eurozone Risk	China Related	Fixed Income Related		Equity Linked Notes/Credit Linked Notes	General	Short Positions	High Leverage	Active Currency	Specific Derivative Instruments		
															Dim Sum Bonds	Convertibles, Hybrids, CoCos & other instruments with loss-absorption features	Collateralised and/or Securitised Debt Instruments								
Fidelity Funds - Sustainable Global Equity Fund	X	X									X			X						X	X		X	X	5a, 5b, 7, 10a
Fidelity Funds – Sustainable Japan Equity Fund	X	X					X													X	X		X	X	5a, 5b, 7, 10a
Fidelity Funds - Sustainable Multi Asset Income Fund	X	X	X	X	X	X				X	X	X	X	X	X	X	X	X		X	X		X	X	3,5a, 5b,6, 7,10a
Fidelity Funds - Sustainable Reduced Carbon Bond Fund	X		X				X		x		X	X	X	X	X		X	X		X	X		X	X	5a, 5b,6
Fidelity Funds – Sustainable Strategic Bond Fund	X		X							X	X		X	X		X	X		X	X	X	X	X	X	5a, 5b,6, 7,8
Fidelity Funds - Sustainable US Equity Fund	X	X						X												X	X		X	X	5a, 5b,7, 10a
Fidelity Funds - Sustainable Water & Waste Fund	X	X							X			X			X					X	X		X	X	5a, 5b,7, 10a
Fidelity Funds - Switzerland Fund	X	X					X	X												X	X		X	X	5a,7, 10a
Fidelity Funds - Taiwan Fund	X	X					X	X			X									X	X		X	X	5a,7
Fidelity Funds - Thailand Fund	X	X					X	X			X									X	X		X	X	5a,7
Fidelity Funds - UK Special Situations Fund	X	X						X		X										X	X		X	X	5a,7, 10a
Fidelity Funds - United Kingdom Fund	X	X					X	X												X	X		X	X	5a,7, 10a
Fidelity Funds - US Dollar Bond Fund	X		X				X	X		X							X	X		X	X		X	X	5a, 5b,6
Fidelity Funds - US Dollar Cash Fund	X		X				X											X		X			X		4, 5a,8
Fidelity Funds - US High Yield Fund	X		X					X		X	X						X	X		X	X		X	X	5a,6
Fidelity Funds - World Fund	X	X									X									X	X		X	X	5a, 5b,7, 10a

\* Additional Prospectus Risk Factors: 1 Index Tracking; 2 Asset Allocation - Target Date; 3 Asset Allocation – Dynamic; 4 Cash Funds; 5a-c See “Sustainable Investing” section below; 6 Income-producing securities; 7 Securities Lending; 8 Repurchase and Reverse Repurchase Agreements; 9 Lower and target volatility strategies; 10a-e See “Additional Market/Sector Specific Sustainability Risks” section below.

**The following risk factors do not purport to be a complete explanation of the risks involved in investing in the Shares. Prospective investors should read the entire Prospectus and consult with their legal, tax and financial advisors before making any decision to invest in the fund.**

## **II. GENERAL RISKS**

### **1. Risk to Capital and Income**

The assets of the funds are subject to fluctuations in value and other risks inherent in investing in securities and other financial instruments including the risks outlined below. The value of investments and the income from them may go down as well as up. Therefore, your investment in the funds may suffer losses, and you may not get back the original amount invested. Past performance is no guarantee of future performance.

### **2. Foreign Currency Risk**

Some or all of a fund's assets may be denominated in currencies other than the base currency of the fund. Also, a class of shares may be designated in a currency other than the base currency of a fund. Fluctuations in the exchange rates between these currencies and the base currency as well as changes in exchange rate controls may adversely affect the Fund's Net Asset Value. A fund may, or may not, hedge these risks using foreign exchange contracts and the associated risks are explained below in the section on Derivatives/ Counterparty Related Risk.

If a fund invests in assets denominated in restricted currencies (i.e. where governments impose controls on the amounts of currency that can be traded) this may be subject to higher volatility due to lower traded volumes and pricing uncertainty. Further, the ability to hedge these risks may be limited as derivative instruments such as forwards or futures may be restricted, overly expensive or unavailable.

### **3. Cash and Cash Equivalents**

A fund may hold cash or cash equivalents (e.g. Money Market Funds or Money Market Instruments). If the fund does not include this asset class as part of its asset allocation, it therefore may not fully participate in the movements of the market(s) on which it focuses.

### **4. Liquidity**

In normal market conditions the Fund's assets comprise mainly realisable investments which can be readily sold. A fund's main liability is the redemption of any shares that investors wish to sell. In general the Fund manages its investments, including cash, such that it can meet its liabilities. Investments held may need to be sold if insufficient cash is available to finance such redemptions. If the size of the disposals is sufficiently large, or the market is illiquid, then there is a risk that either the investments might not be sold or the price at which they are sold may adversely affect the Net Asset Value of the fund.

### **5. Pricing & Valuation**

The Fund's assets comprise mainly quoted investments where a valuation price can be obtained from an exchange or similarly verifiable source. However, the Fund may also invest in unquoted and/or illiquid investments which will increase the risk of mispricing. Further, the Fund will compute Net Asset Values when some markets are closed for holidays or other reasons. In these and similar cases an objective verifiable source of market prices will not be available and the Investment Manager will invoke a process which will determine a fair value price for the relevant investments; this process involves assumptions, uncertainty and subjectivity. If such valuation turns out to be incorrect, this will affect the Net Asset Value calculation of the funds.

### **6. Counterparty Credit & Settlement**

All security investments are transacted through brokers who have been approved by the Investment Manager as an acceptable counterparty. The list of approved brokers is reviewed regularly. There is a risk of loss if a counterparty fails to perform its financial or other obligations to the funds, for example, the possibility that a counterparty may default, by failing to make payments due, or make payments in a timely manner. If settlement does not occur the loss incurred by the fund will be the difference between the price of the original contract and the price of the replacement contract, or, in the case where the contract is not replaced, the absolute value of the contract at the time it is voided.

### **7. Legal & Tax**

In some jurisdictions the interpretation and implementation of laws and regulations and the enforcement of shareholders' rights under such laws and regulations may involve significant uncertainties. Further, there may be differences between accounting and auditing standards, reporting practices and disclosure requirements and those generally accepted internationally. Some of the funds may be subject to withholding and other taxes. Tax law and regulations of any country are constantly changing, and they may be changed with retrospective effect. The interpretation and applicability of the tax law and regulations by tax authorities in some jurisdictions are not as consistent and transparent as those of more developed nations, and may vary from region to region.

### **8. Custody**

#### **Custodial Risk**

There are risks involved in dealing with the Depositary, sub-custodians or brokers who hold or settle a fund's trades. It is possible that, in the event of the insolvency or bankruptcy of the Depositary, a sub-custodian or a broker, a fund would be delayed or prevented from recovering its assets from the Depositary, sub-custodian or broker, or its estate and may have

only a general unsecured claim against the Depositary, sub-custodian or broker for those assets. The Depositary will hold assets in compliance with applicable laws and such specific provisions as agreed in the Depositary Agreement. These requirements are designed to protect the assets against the insolvency in bankruptcy of the Depositary but there is no guarantee they will successfully do so. In addition, as the Fund may invest in markets where custodial and/or settlement systems and regulations are not fully developed, including emerging markets, the assets of the Fund which are traded in such markets and which have been entrusted to sub-custodians, in circumstances where the use of sub-custodians is necessary, may be exposed to risk in circumstances where the Depositary will have no liability, where a loss to the Fund has arisen as a result of an external event beyond the Depositary's reasonable control, the consequences of which would have been unavoidable despite all reasonable efforts to the contrary. Please also refer to the section "The Depositary" in Part IV of the Prospectus for further detail on the provisions in relation to the liability of the Depositary.

#### **Credit Risk with respect to Cash**

The Fund will be exposed to the credit risk of the Depositary or any sub-custodian used by the Depositary where cash is held by the Depositary or sub-custodians. Credit risk is the risk that an entity will fail to discharge an obligation or commitment that it has entered into with the Fund. Cash held by the Depositary and sub-custodians will not be segregated in practice but will be a debt owing from the Depositary or other sub-custodians to the Fund as a depositor. Such cash will be co-mingled with cash belonging to other clients of the Depositary and/or sub-custodians. In the event of the insolvency of the Depositary or sub-custodians, the Fund will be treated as a general unsecured creditor of the Depositary or sub-custodians in relation to cash holdings of the Fund. The Fund may face difficulties and/or encounter delays in recovering such debt, or may not be able to recover it in full or at all, in which case the relevant fund(s) will lose some or all of their cash. The Fund may enter into additional arrangements (for example, placing cash in money market collective investment schemes) in order to mitigate credit exposure for its cash holdings but may be exposed to other risks as a result. To mitigate the Fund's exposure to the Depositary, the Management Company employs specific procedures to ensure that the Depositary is a reputable institution and that the credit risk is acceptable to the Fund. If there is a change in Depositary then the new custodian will be a regulated entity subject to prudential supervision with high credit ratings assigned by international credit rating agencies.

#### **Central Securities Depositary**

Where securities are held by a central securities depositary or clearing system, such securities may be held by such entities in client omnibus accounts and in the event of a default by any such entity, where there is an irreconcilable shortfall of such securities, the Fund may have to share that shortfall on a pro-rata basis. Securities may be deposited with central securities depositary which the Depositary is not obliged to appoint as its sub-custodians and in respect of the acts or defaults of which the Depositary shall have no liability.

### **9. Cross Share Class Liabilities**

Although assets and liabilities are clearly attributable to each class of Shares, there is no legal segregation between classes of Shares within a fund. This means that if the liabilities of a class of Shares exceed its assets, creditors of such class may have recourse without restriction to assets which are attributable to the other classes of Shares within the same fund. Although the Management Company implements appropriate procedures to mitigate this risk of contagion, Shareholders should note that specific transactions (e.g. currency hedging) may be entered into for the benefit of a particular class of Shares but result in liabilities for the other classes of Shares within the same fund.

### **10. Hedged Share Classes**

Investors should be aware that, whilst the Investment Manager seeks to hedge undesired foreign exchange risk into the Principal Dealing Currency through the use of forward foreign exchange contracts (as further detailed in Part II section 2.1 in the Prospectus), the currency hedging process may not give a precise hedge. Furthermore, there is no guarantee that the hedging will entirely eliminate the risk from undesired currency exposures. Investors in the hedged Share classes may have exposure to currencies other than their Principal Dealing Currency and may also be exposed to the risks associated with the instruments used in the hedging process.

### **11. Dealing Arrangements**

In certain circumstances, the investor's right to redeem Shares may be suspended or redemption requests may be deferred.

### **12. Cyber Events**

Cyber-attacks, disruptions, or failures (collectively: cyber events) that affect the Fund's service providers or counterparties, issuers of securities held by the Fund or other market participants may adversely impact the Fund and its Shareholders, including by causing financial losses or impairing operations. While the Management Company has established systems and processes seeking to address cyber events there are inherent limitations as the Fund cannot control the cyber security plans of its counterparties.

### **13. Distribution of Dividends and Expenses out of/effectively out of Capital (CDIST/MCDIST/MINCOME/QINCOME Share classes only)**

For distributing classes of Shares, dividends may be paid out of capital where the investment income/capital gain generated by the relevant fund is insufficient to pay a distribution as declared. Certain distributing classes of Shares may also pay dividends out of gross investment income whilst all or part of their fees and expenses are paid out of capital, thereby resulting in an increase in distributable income for the payment of dividends to such classes of Shares. It is important to note that distributing classes of Shares may distribute not only investment income, but also realised and unrealised capital gains or capital. Investors should also note that the payment of dividends and/or fees and expenses (collectively, "distributions") out of capital represents a return or withdrawal of part of the amount they originally invested or from any capital gains attributable to the original investment. Such distributions may result in an immediate decrease in the Net Asset Value per Share of the fund and in the capital that the fund has available for investment in the future. Capital growth may be reduced so that a high distribution yield does not imply a positive or high return on investors' total investments.

The distribution amount and the Net Asset Value of the hedged Share class may be adversely affected by differences in the interest rates of the reference currency of the hedged Share class and the fund's base currency, resulting in an increase in the amount of distribution that is paid out of capital and hence a greater erosion of capital than other non-hedged Share classes.

#### **14. Risk associated with Foreign Account Tax Compliance Act ('FATCA')**

The Fund intends to fully comply with the legislation and the obligations imposed on it by FATCA and meet its obligation under the inter-governmental agreement ("IGA") with the US. However, no assurance can be given that the Fund will be able to fully achieve this and avoid being subject to US withholding taxes. In the event the Fund as a Luxembourg financial institution is deemed by the US Internal Revenue Service ("IRS") to not be meeting its obligations in the future, the Fund may become subject to additional US withholding taxes, which could materially impact income returns from certain US source securities. In addition Shareholders may suffer material loss in certain funds where US withholding tax is imposed on the capital value of US source securities. Investors should consult their legal, tax and financial advisers to determine their status under the FATCA regime before making any decision to invest in any fund.

#### **15. Replacement of LIBOR and other IBORs**

The London Inter-bank Offered Rate ("LIBOR") is the average of interest rates estimated by leading banks in London, based on what they would be charged to borrow from other banks. A fund may undertake transactions in instruments that are valued using LIBOR or other, currency specific, IBOR rates or enter into contracts which determine payment obligations by reference to IBORs. From the end of 2021, the UK Financial Conduct Authority (FCA) will no longer require panel banks to submit rates for the calculation of LIBOR and therefore it is not certain whether, and to what extent, they will continue to provide submissions and whether LIBOR will continue on its current basis.

The discontinuance of LIBOR and other IBORs is part of a regulatory agenda to transition the industry from IBORs to alternative benchmark rates. The transition presents risks to the funds which it is not possible to identify exhaustively but these may adversely affect the performance of a fund, its Net Asset Value, and its earnings and returns to Shareholders.

If an IBOR is discontinued or otherwise unavailable, the rate of interest on debt instruments referencing the IBOR will have to be determined based on any applicable fall-back provisions. This may in certain circumstances be reliant upon the provision by reference banks of offered quotations for the IBOR rate, which may not be available, or require the application of a fixed rate based on the last relevant IBOR rate available. Additionally, where such fall-back provisions need to be amended to reflect discontinuance and there is uncertainty on an alternative interest rate measure, there can be no assurance that such amendments or alternative interest rates will mitigate future interest rate risk in the same way.

Positions in IBOR instruments may suffer from reduced liquidity and fall in value as a result of its planned discontinuation. Also, any substitute reference rate and any pricing adjustments imposed unilaterally, by a regulator or by counterparties, may not be suitable for a fund, resulting in costs incurred to close out positions and place replacement trades. Where such a reference index is referenced or used by a fund, or in relation investments to which a fund is exposed (directly or indirectly), there may be a need to replace such an index with alternatives and terminate or restructure a relevant investment which may result in close out and replacement trade costs. There may be extra costs if the instruments with the most favourable liquidity or pricing are not available to a fund.

### **III. ASSET CLASS SPECIFIC RISKS**

#### **1. Equities**

For funds which invest in stocks, the value of those stocks may fluctuate, sometimes dramatically, in response to the activities and results of individual companies or because of general market and economic conditions or other events, including changes in investment sentiment, political and issuer-specific factors.

#### **2. Bonds and Other Debt Instruments**

For funds which invest in bonds or other debt instruments, the value of those investments and hence the Net Asset Value of the relevant funds will depend on factors including, but not limited to, market interest rates, the credit quality of the issuer, the currency of the investment (when the currency of the investment is other than the base currency of the fund holding that investment) and liquidity considerations. In general, the prices of debt instruments rise when interest rates fall, whilst their prices fall when interest rates rise.

#### **3. Lower Rated/Unrated Securities Risk**

The credit quality of debt instruments is often assessed by rating agencies. Certain funds may invest in lower-rated and unrated securities. Lower-rated securities (below investment grade) and unrated securities may be higher yielding but be subject to wider fluctuations in yield, wider bid-offer spreads, lower liquidity and consequently greater fluctuations in market values and greater risk of loss of principal and interest, than higher-rated (investment grade) securities.

#### **4. Downgrading Risk**

The credit rating of debt instruments or their issuers may be downgraded. In the event of such downgrading, the value of the instrument, and hence the relevant funds, may be adversely affected. The manager may or may not be able to dispose of the debt instruments that are being downgraded.

#### **5. Credit / Default Risk**

Investments may be adversely affected if any of the institutions with which money is deposited suffers insolvency or is otherwise unable to pay interest or principal (default). Credit risk also arises from the uncertainty about the ultimate repayment of principal and interest from bond or other debt instrument investments. In both cases the entire deposit or purchase price

of the debt instrument is at risk of loss if there is no recovery after default. The risk of default is usually greatest with bonds and debt instruments that are classed as 'sub-investment grade'.

A wide range of Sustainability Risks can affect bond issuers' cash flows and affect their ability to meet their obligations. For corporate bond issuers, environmental risks include but are not limited to; the ability of companies to mitigate and adapt to climate change and the potential for higher carbon prices, exposure to increasing water scarcity and potential for higher water prices, waste management challenges, and impact on global and local ecosystems. Social risks include, but are not limited to; product safety, supply chain management and labour standards, health and safety and human rights, employee welfare, data & privacy concerns and increasing technological regulation. Governance risks are also relevant and can include board composition and effectiveness, management incentives, management quality and alignment of management with shareholders.

For sovereigns and other government related issuers, in some instances, Sustainability Risks may affect the credit quality of the bond issuer through their impact on tax revenues, trade balance or foreign investment.

Failure to effectively manage these risks can lead to deterioration in financial outcomes as well as a negative impact on society and the environment.

## 6. Sovereign Debt Risk

Certain funds' investments in securities issued or guaranteed by governments may be exposed to political, social and economic risks. In adverse situations, the sovereign issuers may not be able or willing to repay the principal and / or interest when due or may request the relevant funds to participate in restructuring such debts. The relevant funds may suffer significant losses when there is a default of sovereign debt issuers.

## 7. Credit Rating Risk

Credit ratings assigned by rating agencies are subject to limitations and do not guarantee the creditworthiness of the security and/or issuer at all times.

## 8. Valuation Risk

Valuation of a fund's investments may involve uncertainties and judgemental determination. If such valuation turns out to be incorrect, this may affect the calculation of the fund's Net Asset Value.

## 9. Commodities

Exposure to commodities involves additional risks than those resulting from more standard asset classes such as equities and may subject the fund to greater volatility than such investments. The value of commodity-linked instruments may be affected by the overall market movements, commodity index volatility, changes in interest rates, or factors affecting a particular commodity industry or the production and trading of commodities, such as natural events (e.g. drought, floods, weather, livestock disease), embargoes, tariffs and international economic, political and regulatory developments.

The extractive activities for metals and energy can come with sizeable Sustainability Risks including but not limited to environmental damage, ecosystem impact and resource depletion. Soft commodities are subject to environmental risks such as adverse climate change impact, deforestation and animal welfare. Sustainability Risks related to commodities also consist of social risks which may relate to supply chain management and labour standards, health and safety and human rights as well as governance risk due to sourcing from countries with weak governance standards.

Failure to effectively manage these risks can lead to a deterioration in financial outcomes as well as a negative impact on society and the environment.

## 10. Real Estate Related

### a. Real Estate Investment Trusts ("REITs")

REITs are exchange-traded entities where the underlying investments are primarily investments in real estate, which are generally less liquid than certain other asset classes such as equities, which may then be reflected in wider bid-offer spreads. Limited liquidity may affect the ability of a REIT to vary its investment portfolio or liquidate part of its assets in response to changes in economic conditions, international securities markets, foreign exchange rates, interest rates, real estate market or other conditions. Heavy cash flow dependency, borrowers' default risk, declines in the credit rating of the REIT and interest rate rises will potentially lead to a decline in the value of the investments.

A wide range of Sustainability Risks apply to listed property companies. Environmental risks include but are not limited to; potential physical damage to property resulting from extreme weather events and climate change, such as droughts, wildfires, flooding and heavy precipitations, heat/cold waves, landslides or storms, and the ability of the company to respond to regulatory and public pressure to reduce the energy and water consumption of buildings. Social risks include but are not limited to; health and safety of tenants and employees, labour standards, employee welfare, and data & privacy concerns. Governance risks include board composition and effectiveness, management quality and alignment of management with shareholders.

Failure to effectively manage these risks can lead to a deterioration in financial outcomes such as a fall in the value of real estate assets as well as negative impacts on society and the environment.

### b. Risks associated with Mortgage-related securities

Certain funds invest in mortgage-related securities which may be highly illiquid and prone to substantial price volatility. When interest rates increase the expected time borrowers take to pay down fixed rate mortgage products may lengthen, thus increasing the expected longevity of fixed rate mortgage-related securities. This increases their sensitivity to changes in interest rates and hence also the volatility of the instrument (extension risk). When interest rates decline, borrowers may pay off their mortgages sooner than expected. This can reduce the returns of a fund because the relevant

fund may have to reinvest that money at the lower prevailing interest rates (prepayment risk). These instruments may be subject to greater credit, liquidity and interest rate risk compared to other debt securities. The lack of liquidity may cause the current market price of assets to become disconnected from the underlying assets' value as well as adversely affecting the ability to sell the position or the price at which such a sale is transacted.

## 11. Multi-Asset

Multi-asset funds invest in multiple asset classes (including cash and cash equivalents) and can generally vary their exposure to each of them. As well as being subject to the risks inherent in those individual asset classes to a degree that depends on the exposure over time, the overall risk also depends on the correlation of returns between each asset class and hence could be adversely affected by a change in those correlations which could result in higher volatility and/or lower diversification.

Where provided for in the relevant investment objective of a fund, for investments within multi asset funds, the risk assessment process takes into account both the environmental, social and governance credentials of the provider and, where possible, by performing analysis on the underlying fund holdings which provide an understanding of the Sustainability Risk exposures.

A wide range of Sustainability Risks applies to companies within equity markets and corporate bond issuers which multi asset funds invest in. Failure to effectively manage these risks can lead to a deterioration in financial outcomes as well as a negative impact on society and the environment.

Environmental risks include, but are not limited to; the ability of companies to mitigate and adapt to climate change and the potential for higher carbon prices, exposure to increasing water scarcity and potential for higher water prices, waste management challenges, and impact on global and local ecosystems.

Social risks include, but are not limited to; product safety, supply chain management and labour standards, health and safety and human rights, employee welfare, data & privacy concerns and increasing technological regulation.

Governance risks include board composition and effectiveness, management incentives, management quality and alignment of management with shareholders.

Multi asset funds can invest across a broad range of geographies and asset classes. Where a fund has exposure to emerging markets governance risks can be more pronounced. The equity exposure can include exposure to smaller companies where lower levels of disclosure can entail governance risks. Sovereign fixed income exposure can be affected by governance factors such as the political climate, the regulatory regime and rule of law. Multi Asset funds can invest in third-party strategies which exposes them to governance risks as the underlying investment decisions are delegated to third-party managers. Alternative asset classes such as infrastructure can expose investors to liquidity and transparency risks. Infrastructure shares similar risk characteristics to real estate assets. Infrastructure exposure through public private partnerships can expose these assets to political risk and regulatory changes.

## IV. INVESTMENT FOCUS/STYLE RELATED RISKS

### 1. Stock/Issuer Concentration

Funds which invest in a relatively small number of investments or issuers may experience a more volatile Net Asset Value as a result of this concentration of holdings relative to a fund that diversifies across a larger number of investments or issuers.

### 2. Country Concentration

Funds which may invest in a single or small number of countries may have greater exposures to the market, political, policy, foreign exchange, liquidity, tax, legal, regulatory, economic and social risks of those countries than a fund which diversifies across a number of countries, thereby making the fund more susceptible to any adverse events affecting those countries. This may result in lower liquidity of the fund's assets and/or a higher volatility of the Net Asset Value than a fund that diversifies across more countries.

### 3. Sector Concentration

Funds which may invest in a single or small number of sectors may have greater exposures to the market, liquidity, tax, legal, regulatory, and economic risks of those sectors than a fund which diversifies across a number of sectors, thereby making such funds more susceptible to any adverse events affecting those sectors. This may result in lower liquidity of such funds' assets and/or a higher volatility of the Net Asset Value than a fund that diversifies across more sectors.

#### a. Financial Services Sector Risk

The profitability or viability of companies in the financial services industry is subject to extensive government regulation and can be significantly affected by adverse economic or regulatory occurrences affecting the financial services sector. Unstable interest rates will impact the availability and cost of capital funds, the rate of corporate and consumer debt defaults and increased price competition will all create volatility and disrupt companies operating in the sector. In particular, events in the financial sector since late 2008 have resulted, and may continue to result, in an unusually high degree of volatility in the financial markets, both domestic and foreign.

The nature of financial services firms can make them disproportionately exposed to Sustainability Risks. For instance, some businesses can be highly leveraged and lapses in risk management can significantly impact equity values and shareholder returns. Similarly, due to their pivotal role in the economy, banks and insurers are often subject to regulatory scrutiny, which increases their sensitivity to Sustainability Risks. Failure to adequately comply with regulatory requirements can have a negative impact on a firm's reputation, business prospects and economic outlook. For similar reasons, financial services firms naturally have a sensitivity to political risks, money laundering risks, and an increasing exposure to cyber-attacks and risks around data protection and use of personal data. Furthermore, negative sentiment within this sector can be self-fulfilling as in the case of a bank run which tends to play out much faster than in other sectors.



## **b. Healthcare Sector Risk**

The market value of securities of issuers in the healthcare sector will be adversely affected by factors such as rising costs of medical products and services, pricing pressure, extensive government regulation, restrictions on government reimbursement for medical expenses, costs associated with obtaining and protecting patents, product liability and other claims, changes in technologies and other market developments.

A wide range of Sustainability Risks apply to companies operating in the healthcare sector. Environmental risks include but are not limited to; the ability of companies to mitigate and adapt to climate change, exposure to increasing water scarcity and potential for higher water prices, waste management challenges, and impact on global and local ecosystems. Social risks include but are not limited to; patient and product safety, supply chain management and labour standards, health and safety and human rights, employee welfare, data & privacy concerns and increasing technological regulation. Governance risks include board composition and effectiveness, management incentives, management quality and alignment of management with shareholders.

Failure to effectively manage these risks can lead to a deterioration in financial outcomes as well as a negative impact on society and the environment.

## **c. Real Estate Securities Risk**

Certain funds' investments in real estate securities are subject to substantially the same risks as direct investments in real estate. Real estate values fluctuate depending on factors such as local, regional and national economic environment, rental market demand, interest rates changes, as well as the management, organization, skill and capital funding of the managers and operators of the underlying properties. When economy slows or if interest rates rise, mortgage and financing costs will increase and can affect the profitability and liquidity of properties in the real estate market. This will potentially lead to declines in property values and hence adversely affect the value of investors' investments.

A wide range of Sustainability Risks apply to listed property companies. Environmental risks include but are not limited to; potential physical damage to property resulting from extreme weather events and climate change, such as droughts, wildfires, flooding and heavy precipitations, heat/cold waves, landslides or storms, and the ability of the company to respond to regulatory and public pressure to reduce the energy and water consumption of buildings. Social risks include but are not limited to; health and safety of tenants and employees, labour standards, employee welfare, and data & privacy concerns. Governance risks include board composition and effectiveness, management quality and alignment of management with shareholders.

Failure to effectively manage these risks can lead to a deterioration in financial outcomes such as a fall in the value of real estate assets as well as negative impacts on society and the environment.

## **d. Technology and Innovation Sectors Risk**

The technology and innovation sectors are subject to rapid and significant changes in technology and innovation that are evidenced by the increasing pace of technological upgrades, evolving industry standards, ongoing improvements in the capacity and quality of digital technology, shorter development cycles for new products and enhancements and changes in customer requirements and preferences. The timely and successful introduction of new products will affect the success of companies in the technology and innovation sectors. Value of investments in this sector can be adversely affected by the failure and delays in obtaining financing or regulatory approval, intense competition with numerous alternative technologies, product incompatibility, mismatched consumer preferences and the rapid obsolescence and research and development of new products.

Investing in the technology sector can present a range of Sustainability Risks. For instance, with regard to supply chain management, the responsible sourcing of materials and components and the workforce welfare of those in affiliated manufacturers, as well as avoidance of child labour. Also, in relation to product safety; ensuring that hardware and components do not pose a health hazard in any way to end users or those involved in intermediary manufacturing.

With regard to online publishers and social media there can be risks in the form of being able to undertake fact checking and verifying information published on their websites, and how they reduce the spread of misinformation without harming legitimate debate/freedom of expression.

There can also be concerns around cybersecurity; for example the attack 'surface area' for cyber criminals increased significantly during the year 2020 as a result of enhanced reliance on information technology whilst in lockdown; it may not be possible to establish whether businesses have appropriate measures in place to mitigate this. With regard to privacy, there can be concerns as to the options and protections that online businesses give users in terms of personal data, and how they handle such data. Theft or leakage of sensitive information and business interruptions are examples of material events linked to this risk that could cause harm to the company's reputation or company's business.

For risks in relation to online welfare it may not be apparent as to the controls that online companies have in terms of toxic content and their means of ensuring users' welfare generally.

More broadly, as many technology businesses operate in relatively under-regulated areas, they may not be proactive in anticipating Sustainability Risks and dealing with them, before they become regulatory or political issues.

In addition, with regard to employees, there may be risks in terms of an organisation's ability to attract and retain quality talent. In the event that there are insufficient diversity and discrimination policies and practices, this can have a negative impact on employee turnover rates as well as operating costs related to recruiting, training, and retaining employees.

Failure to effectively manage these risks can lead to a deterioration in financial outcomes as well as a negative impact on society and the environment.

## **e. Water and Waste Sectors Risk**

Certain companies focusing on water and waste management sectors may make substantial investments in construction, operations and maintenance of associated facilities and any delay in commencement of operations due to delay in the construction works may adversely affect the profit or growth of the companies. Companies active in markets with regulated water and/or waste tariffs may suffer from decreasing tariffs, which would lower their revenues. Changes in regulations and policies may affect the operations of such companies. The foregoing factors may have unfavourable effects on the value of the companies invested by the fund, which in turn may result in a fall of the fund's net asset value.

A wide range of Sustainability Risks apply to companies operating in the waste and water sector. Environmental risks include but are not limited to; exposure to increasing water scarcity, waste management challenges, and impact on global and local

ecosystems. Waste management risks includes disposal and handling of hazardous waste and infectious waste. For example, leak of a dangerous waste in the environment is an event that could cause material damage which could also jeopardize the investee company's reputation or lead to significant expenses. Social risks include, but are not limited to; product safety, supply chain management and labour standards, health and safety and human rights, employee welfare, and data & privacy concerns. Governance risks include board composition and effectiveness, management incentives, management quality and alignment of management with shareholders.

Failure to effectively manage these risks can lead to a deterioration in financial outcomes as well as a negative impact on society and the environment.

#### 4. Thematic Focus

Certain funds may adopt a thematic investment approach. The investments in specific themes may not achieve the desired results under all circumstances and market conditions. For funds which may invest in multiple themes, the investments may be rebalanced among different themes from time to time depending on the market conditions of the respective themes, and therefore the funds may incur greater transaction costs. Investors should note that the thematic investment approach adopted may result in the funds being more volatile than a fund which invests in more diversified types of investments.

#### 5. Investments in Medium and Small Companies

The prices of securities of medium and small companies generally are more volatile than those of larger companies; the securities are often less liquid and these companies may be subject to more abrupt fluctuations in market price than larger, more established companies. Investments in securities of companies with medium and small market capitalisations are generally considered to offer greater opportunity for appreciation but may involve greater risks than those customarily associated with more established companies as they are generally more likely to be adversely affected by poor economic or market conditions. These companies may have limited product lines, markets or financial resources, or they may be dependent upon a limited management group. In addition to exhibiting greater volatility, medium and small companies' stocks may, to a degree, fluctuate independently of larger company stocks (i.e., small company stocks may decline in price as the prices of large company stock rise or vice versa). For funds investing in such companies, transactions, particularly those large in size, are likely to have a greater impact on the relevant funds' costs than similar transactions in large sized firms because of the relatively illiquid nature of markets in medium and small companies' shares.

A wide range of Sustainability Risks apply to investments in smaller companies. Environmental risks include but are not limited to; potential damage to physical infrastructure assets resulting from extreme weather events and climate change, the ability of smaller companies to mitigate and adapt to climate change and the potential for higher prices. Social risks include but are not limited to; cyber risks and the potential theft of customer data, increasing technological regulation, health and safety and employee welfare. Governance risks include board composition and effectiveness, management incentives, management quality and alignment of management with shareholders. In addition, smaller companies typically have lower levels of disclosure and resources dedicated to corporate sustainability compared to larger companies. As such they may present additional challenges when assessing their management of Sustainability Risks and the likely impact of such risks on funds which invest in smaller companies. Failure to effectively manage Sustainability Risks can lead to the deterioration in financial outcomes as well as negative impacts on society and the environment.

#### 6. Below Investment Grade / Unrated Securities and High Yielding Debt Instruments

Certain funds may invest in below investment grade and high yielding debt instruments where the level of income may be relatively high (compared to investment grade debt instruments); however the risk of depreciation and realisation of capital losses on such debt instruments held may be significantly higher than on lower yielding debt instruments. High yield bonds may be subject to lower liquidity, higher volatility, heightened risk of default and loss of principal and interest than higher-rated/lower yielding debt securities.

High-yield bonds are often issued by smaller companies which might be privately owned and that are usually less transparent and deliver less robust disclosures. The information scarcity results in a more challenging task for the Investment Manager to identify and assess the materiality of eventual Sustainability Risks. In addition, public awareness on sustainability matters (such as climate change) or specific ESG related incidents might reduce the demand for a specific bond which could result in various effects such as a reduction in liquidity or a higher default risk resulting from higher refinancing cost for the company, among others. Such events could ultimately have an impact on the total return of a fund with exposure to high yield investments.

#### 7. Emerging Markets

Certain funds may invest, in part or in whole, in emerging market securities. The price of these securities may be more volatile and/or less liquid than those of securities in more developed markets due to increased risk and special considerations not typically associated with investment in more developed markets. This volatility or lack of liquidity may stem from political and economic uncertainties, legal and taxation risks, settlement risks, transfer of securities, custody risk and currency / currency control factors. Some emerging market economies may be sensitive to world commodity prices and/or volatile inflation rates. Others are especially vulnerable to economic conditions. Although care is taken to understand and manage these risks, the relevant funds will ultimately bear the risks associated with investing in these markets.

A wide range of Sustainability Risks apply to investments within global emerging markets. Governance risks can be more pronounced in the developing world, with a lack of maturity or corporate tenure being one of the contributing factors. Other risks include board composition and effectiveness, management incentives, management quality and alignment of management with shareholders. Governance risks in emerging markets can present a higher risk compared to developed markets; ownership structures more commonly include controlling state interests or the controlling interests of an individual or family. In addition, share structure can be more complex, with non-voting shares leaving minorities with less recourse and connected parties can introduce political risks, which have far reaching implications.

With commodity related business activities more prevalent in the emerging markets, extractive industries can increase environmental and social risks. Such risks may in particular be linked to the ability of companies to mitigate and adapt to climate change leading such emerging market companies to face inter alia increasing carbon prices, increasing water

scarcity (and hence higher water prices), waste management challenges, as well as potential negative impacts on global and local ecosystems. Social risks include, but are not limited to; product safety, supply chain management and labour standards, health and safety and human rights, employee welfare, data & privacy concerns and increasing technological regulation and diversity, which are all more exposed to potential issues in emerging markets.

For sovereign issuers in emerging markets, Sustainability Risks may affect the credit quality of the bond issuer for example due to higher political instability, less robust regulatory regimes and the lower rule of law, through increased risk of corruption, lower freedom of speech and a higher reliance on the evolution of commodities related sectors.

Failure to effectively manage these risks can lead to a deterioration in financial outcomes as well as a negative impact on society and the environment.

## 8. Russia

Investments in Russia and Commonwealth of Independent States ("CIS") either through Regulated Markets like the Moscow Exchange or on non-Regulated Markets are subject to increased risk with regard to ownership and custody of securities. There are significant risks inherent in investing in Russia and the CIS including:

- (a) delays in settling transactions and the risk of loss arising out of the systems of securities registration and custody;
- (b) the lack of corporate governance provisions or general rules or regulations relating to investor protection;
- (c) pervasiveness of corruption, insider trading, and crime in the Russian and CIS economic systems;
- (d) difficulties associated in obtaining accurate market valuations of many Russian and CIS securities, based partly on the limited amount of publicly available information;
- (e) tax regulations are ambiguous and unclear and there is a risk of imposition of arbitrary or onerous taxes;
- (f) the general financial condition of Russian and CIS companies, which may involve particularly large amounts of inter-company debt;
- (g) banks and other financial systems are not well developed or regulated and as a result tend to be untested and have low credit ratings; and
- (h) the risk that the governments of Russia and CIS member states or other executive or legislative bodies may decide not to continue to support the economic reform programs implemented since the dissolution of the Soviet Union. The concept of fiduciary duty on the part of a company's management is generally non-existent. Local laws and regulations may not prohibit or restrict a company's management from materially changing the company's structure without shareholder consent. Foreign investors cannot be guaranteed redress in a court of law for breach of local laws, regulations or contracts. Regulations governing securities investment may not exist or may be applied in an arbitrary and inconsistent manner.

Evidence of legal title in many cases will be maintained in 'book-entry' form and a fund could lose its registration and ownership of records are maintained by registrars who are under contract with the issuers. The registrars are neither agents of, nor responsible to, the Management Company, the Depositary or their local agents in Russia or in the CIS. Transferees of securities have no proprietary rights in respect of securities until their name appears in the register of holders of the securities of the issuer. The law and practice relating to registration of holders of securities are not well developed in Russia and in the CIS and registration delays and failures to register securities can occur. Although Russian and CIS sub-depositaries will maintain copies of the registrar's records ("Records") on its premises, such Records may not, however, be legally sufficient to establish ownership of securities. Further a quantity of forged or otherwise fraudulent securities, Records or other documents are in circulation in the Russian and CIS markets and there is therefore a risk that a fund's purchases may be settled with such forged or fraudulent securities.

In common with other emerging markets, Russia and the CIS have no central source for the issuance or publication of corporate actions information. The Depositary therefore cannot guarantee the completeness or timeliness of the distribution of corporate actions notifications. Although exposure to these equity markets is substantially hedged through the use of American Depositary Receipts ("ADRs") and Global Depositary Receipts ("GDRs"), funds may, in accordance with their investment objectives, invest in securities which require the use of local depositary or custodial services.

A wide range of Sustainability Risks apply to investments in Russia and the CIS. Governance risks can be more pronounced, with a lack of maturity or corporate tenure being one of the contributing factors. Other risks include board composition and effectiveness, management incentives, management quality and alignment of management with shareholders. Governance risks in Russia and the CIS can present a higher risk compared to developed markets; ownership structures more commonly include controlling state interests or the controlling interests of an individual or family. In addition, share structure can be more complex, with non-voting shares leaving minorities with less recourse and connected parties can introduce political risks, which have far reaching implications.

With commodity related business activities more prevalent in emerging markets, extractive industries can increase environmental and social risks. Such risks may in particular be linked to the ability of companies to mitigate and adapt to climate change leading such emerging market companies to face inter alia increasing carbon prices, increasing water scarcity (and hence higher water prices), waste management challenges, as well as potential negative impacts on global and local ecosystems. Social risks include, but are not limited to; product safety, supply chain management and labour standards, health and safety and human rights, employee welfare, data & privacy concerns and increasing technological regulation and diversity, which are all more exposed to potential issues in emerging markets.

For sovereign issuers in this region, Sustainability Risks may affect the credit quality of the bond issuer for example due to higher political instability, less robust regulatory regimes and the lower rule of law, through increased risk of corruption, lower freedom of speech and a higher reliance on the evolution of commodities related sectors.

Failure to effectively manage these risks can lead to a deterioration in financial outcomes as well as a negative impact on society and the environment.

## 9. Eurozone Risk

The performance of certain funds will be closely tied to the economic, political, regulatory, geopolitical, market, currency or other conditions in the Eurozone and could be more volatile than the performance of more geographically diversified funds.

In light of the ongoing concerns on the sovereign debt risk of certain countries within the Eurozone, the relevant funds' investments in the region may be subject to higher volatility, liquidity, currency and default risks. Any adverse events, such as the credit downgrade of a sovereign or the exit of Eurozone members from the Eurozone, may have a negative impact on the value of the relevant funds.

## V. SPECIFIC INSTRUMENT RELATED RISKS

### 1. China Related

#### a. General

##### i. Sustainability Risks

A wide range of Sustainability Risks apply to investments in China.

Governance risks can be more pronounced in the developing world, with a lack of maturity or corporate tenure being one of the contributing factors. Governance risks include board composition and effectiveness, management incentives, management quality and alignment of management with shareholders. Governance risks in China can be higher compared to developed markets, as ownership structures more commonly include controlling state interests, or the controlling interests of an individual or family. Share structure can be more complex, with non-voting shares leaving minorities with less recourse. Connected parties can introduce political risks, which have far reaching implications. Whilst more limited trading history can place the investor at an information disadvantage.

In addition, it is critical to acknowledge that Chinese extractive industries can increase environmental and social risks. The ability of companies to mitigate and adapt to climate change and the potential for higher carbon prices, exposure to increasing water scarcity and potential for higher water prices, waste management challenges, and impact on global and local ecosystems. Social risks include, but are not limited to; product safety, supply chain management and labour standards, health and safety and human rights, employee welfare, data & privacy concerns and increasing technological regulation.

Investing in the technology sector in China can present additional Sustainability Risks. For instance, with regard to supply chain management, the responsible sourcing of materials and components and the workforce welfare of those in affiliated manufacturers, as well as avoidance of child labour. Also, in relation to product safety; ensuring that hardware and components do not pose a health hazard in any way to end users or those involved in intermediary manufacturing.

With regard to online publishers and social media there can be risks in the form of being able to undertake fact checking and verifying information published on their websites, and how they reduce the spread of misinformation without harming legitimate debate/freedom of expression.

There can also be concerns around cybersecurity; for example the attack 'surface area' for cyber criminals increased significantly during the year 2020 as a result of enhanced reliance on information technology whilst in lockdown; it may not be possible to establish whether businesses have appropriate measures in place to mitigate this. With regard to privacy, there can be concerns as to the options and protections that online businesses give users in terms of personal data, and how they handle such data. Theft or leakage of sensitive information and business interruptions are examples of material events linked to this risk that could cause harm to the company's reputation or company's business.

For risks in relation to online welfare it may not be apparent as to the controls that online companies have in terms of toxic content and their means of ensuring users' welfare generally.

More broadly, as many technology businesses in this region operate in relatively under-regulated areas, they may not be proactive in anticipating Sustainability Risks and dealing with them, before they become regulatory or political issues.

In addition, with regard to employees, there may be risks in terms of an organisation's ability to attract and retain quality talent. In the event that there are insufficient diversity and discrimination policies and practices, this can have a negative impact on employee turnover rates as well as operating costs related to recruiting, training, and retaining employees.

Failure to effectively manage these risks can lead to a deterioration in financial outcomes as well as a negative impact on society and the environment.

##### ii. Chinese Renminbi Currency and Conversion Risks

The Chinese Renminbi (RMB) is subject to a managed floating exchange rate based on market supply and demand with reference to a basket of currencies. Currently, the RMB is traded in two markets: one in Mainland China (onshore RMB, or CNY), and one outside Mainland China, primarily in Hong Kong (offshore RMB, or CNH). Although CNH and CNY are the same currency, they trade at different rates, and any divergence between CNH and CNY may adversely impact investors. CNY is not freely convertible and is subject to exchange controls and certain requirements by the government of Mainland China, whereas the CNH is freely tradable.

Whilst the RMB is traded freely outside Mainland China, the RMB spot, forward foreign exchange contracts and related instruments reflect the structural complexities of this evolving market. Non-RMB based investors are exposed to foreign exchange risk and there is no guarantee that the value of RMB against the investors' base currencies will not depreciate. Any depreciation of RMB could adversely affect the value of an investor's investment in a fund. Accordingly, the relevant funds may be exposed to greater foreign exchange risks. Under exceptional circumstances, payment of redemptions and/or dividend payment in RMB may be delayed due to the exchange controls and restrictions applicable to RMB.

##### iii. China Assets

Investments in RMB by a fund in China A / B Shares or onshore China fixed income securities and other permissible securities denominated in RMB may be made through any permissible means pursuant to any prevailing regulations, including through the Qualified Foreign Institutional Investor ("QFII") status, the Shanghai-Hong Kong Stock Connect and the Shenzhen - Hong Kong Stock Connect programmes (the "Stock Connect"), Bond Connect (as defined below) and any other eligible means. The uncertainty and change of the relevant laws and regulations in the People's Republic of China

("PRC") and the potential for the PRC government and/or the regulators to implement policies that may affect the financial markets may have an adverse impact on such a fund.

High market volatility and potential settlement difficulties in the PRC markets may also result in significant fluctuations in the prices of the securities traded on such markets. Besides, securities exchanges in the PRC typically have the right to suspend or limit trading in any security traded on the relevant exchange. All these may have a negative impact on the Net Asset Value of the relevant funds.

#### iv. QFII

Under the prevailing regulations in the PRC, foreign investors can invest in China A Shares or onshore China fixed income securities through institutions that have obtained QFII status in the PRC. The current QFII regulations impose strict restrictions on China A Share investment or onshore China fixed income securities. A fund's ability to make the relevant investments or to fully implement or pursue its investment objective and strategy is subject to the applicable laws, rules and regulations (including restrictions on investments, minimum investment holding periods and requirements on repatriation of principal and profits) in the PRC, which may be subject to change and such change may have potential retrospective effect. In certain circumstances, the relevant funds may incur losses due to limited investment opportunities, or may not be able to fully implement or pursue their investment objectives or strategy.

The relevant funds may also suffer substantial losses if, the approval of the QFII status is being revoked/terminated or otherwise invalidated as the relevant funds may be required to dispose of its securities holdings or prohibited from trading of relevant securities and repatriation of the relevant funds' monies, or if any of the key operators or parties (including QFII custodian/brokers) is bankrupt/in default and/or is disqualified from performing its obligations (including execution or settlement of any transaction or transfer of monies or securities).

#### v. Stock Connect

Certain funds may invest and have direct access to certain eligible China A Shares via the Stock Connect, a securities trading and clearing linked programme which aims to achieve mutual stock market access between the PRC and Hong Kong.

Under the Stock Connect, overseas investors (including the funds) may be allowed, subject to rules and regulations issued / amended from time to time, to trade China A Shares listed on the Shanghai Stock Exchange ("SSE") and the Shenzhen Stock Exchange ("SZSE") through the Northbound Trading Link.

Investments through the Stock Connect are subject to risks, such as quota limitations, suspension risk, operational risk, restrictions on selling imposed by front-end monitoring, recalling of eligible stocks, clearing and settlement risks, nominee arrangements in holding China A Shares and regulatory risk. The Stock Exchange of Hong Kong Limited ("SEHK"), SSE and SZSE reserve the right to suspend trading through Stock Connect if necessary to ensure an orderly and fair market and prudently manage risks which could adversely affect the relevant funds' ability to access the PRC market. Where a suspension in the trading through the programme is effected, the relevant fund's ability to invest in China A Shares or access the PRC market through the programme will be adversely affected. PRC regulations require that before an investor sells any share, there should be sufficient shares in the account (front-end monitoring); otherwise SSE or SZSE, as relevant, will reject the sell order concerned. SEHK will carry out pre-trade checking on China A Shares sell orders of its participants (i.e. the stock brokers) to ensure there is no over-selling. Furthermore, the Stock Connect only operates on days when both the PRC and Hong Kong markets are open for trading and when banks in both markets are open on the corresponding settlement days so it is possible that there are occasions when it is a normal trading day for the PRC market but Hong Kong investors (such as the funds) cannot carry out any China A Shares trading. The relevant funds may be subject to a risk of price fluctuations in China A Shares during the time when the Stock Connect is not trading as a result.

The Stock Connect is novel in nature, and is subject to regulations promulgated by regulatory authorities and implementation rules made by the stock exchanges in the PRC and Hong Kong. Furthermore, new regulations may be promulgated from time to time by the regulators in connection with operations and cross-border legal enforcement in connection with cross-border trades under the Stock Connect.

The regulations are untested so far and there is no certainty as to how they will be applied. Moreover, the current regulations are subject to change which may have potential retrospective effect. There can be no assurance that the Stock Connect will not be abolished. The relevant funds which may invest in the PRC markets through Stock Connect may be adversely affected as a result of such changes.

#### vi. Risks associated with the Small and Medium Enterprise ("SME") board, ChiNext market and/or the Science and Technology Innovation Board ("STAR board")

Certain funds may have exposure to stocks listed on SME board of the SZSE, ChiNext market of the SZSE and the STAR board of the SSE.

##### Higher fluctuation on stock prices and liquidity risk

Listed companies on the SME board, ChiNext market and/or STAR board are usually of emerging nature with smaller operating scale. In particular, listed companies on ChiNext market and/or STAR board are subject to wider price fluctuation limits, and due to higher entry thresholds for investors may have limited liquidity, compared to other boards. Hence, companies listed on these boards are subject to higher fluctuation in stock prices and liquidity risks and have higher risks and turnover ratios than companies listed on the main boards of the SZSE and/or the SSE.

##### Overvaluation Risk

Stocks listed on SME board, ChiNext market and/or STAR board may be overvalued and such exceptionally high valuation may not be sustainable. Stock price may be more susceptible to manipulation due to fewer circulating shares.

##### Differences in regulation

The rules and regulations regarding companies listed on ChiNext market and STAR board are less stringent in terms of profitability and share capital than those in the main boards of the SZSE and/or the SSE and SME board.

##### Delisting risk

It may be more common and faster for companies listed on the SME board, ChiNext market and/or STAR board to delist. In particular, ChiNext market and STAR board have stricter criteria for delisting compared to other boards. This may have an adverse impact on the relevant fund if the companies that it invests in are delisted.

#### **Concentration risk**

The STAR board is a newly established board and may have a limited number of listed companies during the initial stage. Investments in the STAR board may be concentrated in a small number of stocks and subject the relevant fund to higher concentration risk.

Investments in the SME board, ChiNext market and/or STAR board may result in significant losses for the relevant fund and its investors

#### **vii. Mainland China Tax Risk**

There are risks and uncertainties associated with the current tax laws, regulations and practice of Mainland China in respect of capital gains realised via QFII status or Stock Connect or access products on a fund's investments in Mainland China (which may have retrospective effect). Any increased tax liabilities on a fund may adversely affect the fund's value.

Based on professional and independent advice, currently no provision is being made by any of the funds for tax on capital gains on disposals of (i) China A Shares and B Shares, or (ii) China fixed income securities listed or traded on exchanges or the mainland China interbank bond market or for tax on interest on such onshore Mainland China fixed income securities or for tax on dividends, if any, received on China A Shares (including those acquired through Stock Connect), without deduction of tax provision made ultimately may prove excessive or inadequate to meet any at source. The actual tax liabilities (if any) will be debited from the relevant fund's assets, and may adversely affect the fund's Net Asset Value.

Although no tax provision has been made under current situation, the situation will be under review and after taking professional and independent tax advice, the Investment Manager may make tax provision going forward where appropriate. Whilst the Investment Manager reviews the tax provisioning policy on an on-going basis, investors should note that, even if tax provision is made, any shortfall between the provision and the actual tax liabilities will be debited from the relevant fund's assets and will adversely affect the Net Asset Value of the fund. The actual tax liabilities may be lower than the tax provision made. Depending on the timing of their subscriptions and/or redemptions, investors may be disadvantaged as a result of any shortfall of tax provision and will not have the right to claim any part of the overprovision (as the case may be).

#### **viii. Volatility and Liquidity Risk associated with Mainland China Debt Securities**

The debt securities in Mainland China markets may be subject to higher volatility and lower liquidity compared to more developed markets. The prices of securities traded in such markets may be subject to fluctuations. The bid and offer spreads of the price of such securities may be large and the funds investing in Mainland China debt securities may incur significant trading costs.

#### **ix. Risks associated with CIBM**

The China interbank Bond Market ("CIBM") is the over-the-counter market for bonds issued and traded in the PRC via the Foreign Access Regime (as defined below) and/or the Bond Connect (as defined below). Pursuant to the "Announcement (2016) No 3" issued by the PBOC on 24 February 2016, foreign institutional investors can invest in the CIBM (the "Foreign Access Regime") subject to other rules and regulations as promulgated by the Mainland Chinese authorities such as the People's Bank of China (PBOC) and the State Administration of Foreign Exchange (SAFE). Such rules and regulations may be amended from time to time and may have a retrospective effect.

Under this scheme, foreign institutional investors (such as the Fund) can trade in the CIBM directly through onshore settlement agents (i.e. banks) in the PRC who will be responsible for making the relevant filings and account opening with the relevant authorities. There is no quota limitation applied under the scheme.

##### Investment in CIBM via Northbound Trading Link under Bond Connect

Bond Connect is a new initiative launched in July 2017 for mutual bond market access between Hong Kong and Mainland China ("Bond Connect") established by China Foreign Exchange Trade System & National Interbank Funding Centre ("CFETS"), China Central Depository & Clearing Co., Ltd, Shanghai Clearing House, and Hong Kong Exchanges and Clearing Limited and Central Moneymarkets Unit.

Bond Connect is governed by rules and regulations as promulgated by the Mainland Chinese authorities. Such rules and regulations may be amended from time to time.

Under the prevailing regulations in Mainland China, eligible foreign investors will be allowed to invest in the bonds circulated in the China Interbank Bond Market through the northbound trading of Bond Connect ("Northbound Trading Link"). There will be no investment quota for Northbound Trading Link.

Under the Northbound Trading Link, eligible foreign investors are required to appoint the CFETS or other institutions recognised by the PBOC as registration agents to apply for registration with the PBOC.

Pursuant to the prevailing regulations in Mainland China, an offshore custody agent recognised by the Hong Kong Monetary Authority (currently, the Central Moneymarkets Unit) shall open omnibus nominee accounts with the onshore custody agent recognised by the PBOC (currently, the China Central Depository & Clearing Co., Ltd and Shanghai Clearing House). All bonds traded by eligible foreign investors will be registered in the name of Central Moneymarkets Unit, which will hold such bonds as a nominee owner.

Market volatility and potential lack of liquidity due to low trading volume of certain debt securities in the China interbank bond market may result in prices of certain debt securities traded on such market fluctuating significantly. The Fund investing in such market is therefore subject to liquidity and volatility risks. The bid and offer spreads of the prices of such securities may be large, and the Fund may therefore incur significant trading and realisation costs and may even suffer losses when selling such investments.

To the extent that the Fund transacts in the CIBM, the Fund may also be exposed to risks associated with settlement procedures and default of counterparties. The counterparty which has entered into a transaction with the Fund may default in its obligation to settle the transaction by delivery of the relevant security or by payment for value.

For investments via the Foreign Access Regime and/or Bond Connect, the relevant filings, registration with PBOC and account opening have to be carried out via an onshore settlement agent, offshore custody agent, registration agent or other third parties (as the case may be). As such, the Fund is subject to the risks of default or errors on the part of such third parties.

Investing in the CIBM via Foreign Access Regime and/or Bond Connect is also subject to regulatory risks. The relevant rules and regulations on these regimes are subject to change which may have potential retrospective effect. In the event that the relevant Mainland Chinese authorities suspend account opening or trading on the CIBM, the Fund's ability to invest in the CIBM will be adversely affected. In such event, the Fund's ability to achieve its investment objective will be negatively affected.

#### **x. Credit Rating Agency Risk**

The credit appraisal system in the Mainland China and the rating methodologies employed in the Mainland China may be different from those employed in other markets. Credit ratings given by Mainland China agencies may therefore not be directly comparable with those given by other international rating agencies.

#### **b. Dim Sum Bond Market**

Some funds may invest in "Dim Sum" bonds (i.e. bonds issued outside of Mainland China but denominated in RMB). The "Dim Sum" bond market is a relatively small market. As with some global fixed income markets, it may be more susceptible to volatility and illiquidity, and should there be any new rules which limit or restrict the ability of issuers to raise RMB (offshore CNH) funding by way of bond issuance and/or reversal or suspension of the liberalization of the CNH market by the relevant regulator(s), the operation of the "Dim Sum" bond market and new issuances could be disrupted and potentially cause a fall in the Net Asset Value of the relevant funds.

#### **c. Risk associated with Urban Investment Bonds**

Urban investment bonds are issued by local government financing vehicles ("LGFVs"), such bonds are typically not guaranteed by local governments or the central government of the Mainland China. In the event that the LGFVs default on payment of principal or interest of the urban investment bonds, the funds investing in urban investment bonds could suffer substantial loss and the Net Asset Value of the relevant funds could be adversely affected.

### **2. Fixed Income Related**

#### **a. Risks of investing in Convertible Bonds and in Hybrids**

Convertible bonds are typically debt instruments that pay interest rates or coupons and may be converted by the holder within a specified period of time into the reference equity at a specified conversion price. As such, convertible bonds will be exposed to greater volatility than straight bond investments. The value of convertible bonds may rise and fall with the market value of the reference equity or, like a straight bond investment, vary with changes in interest rates and the credit quality of the issuer. A convertible bond tends to perform more like a stock when the reference equity price is high relative to the conversion price (because more of the security's value resides in the option to convert) and more like a straight bond investment when the reference equity price is low relative to the conversion price (because the option to convert is less valuable). Because its value can be influenced by many different factors, a convertible bond is not as sensitive to interest rate changes as a comparable straight bond investment, and generally has less potential for gain or loss than the reference equity.

Hybrid securities, which generally do not include convertible bonds, also combine both equity and debt characteristics. Hybrids are subordinated instruments that have more equity-like features. Typically, hybrids include long final maturity (or no limitation on maturity - 'perpetual') and have a call schedule (i.e. a series of call dates on which the issuer can redeem the hybrid at specific prices), thereby increasing reinvestment risk, which is the risk that a hybrid's future cash flows will have to be reinvested at a lower Interest rate. Hybrids also typically have the ability to defer coupon or interest payments without defaulting. Their subordination typically lies somewhere in the capital structure between equity and other subordinated debt, i.e. such securities will be the most junior securities above equity. As such, as well as typical 'bond' risk factors, hybrids also convey such risks as the deferral of interest payments, equity market volatility and illiquidity. Some sources of additional risk associated with hybrids are set forth below:

**Coupon Cancellation:** Coupon payments on some hybrids are entirely discretionary and may be cancelled by the issuer at any point, for any reason, and for any length of time. The cancellation of coupon payments on such securities may not amount to an event of default. Cancelled payments do not accumulate and are instead written off. Holders may see their coupons cancelled while the issuer continues to pay dividends on its common equity and variable compensation to its workforce.

**Call Extension Risk:** Some hybrids are issued as perpetual instruments callable at pre-determined levels only with the approval of the competent authority. It cannot be assumed that the perpetual instrument will be called on call date. The investor may not receive return of principal as expected on a given call date or indeed at any date.

#### **b. Additional Risk of investing in Contingent Convertible Securities (CoCos) and other Instruments with Loss-Absorption Features**

Funds may invest in instruments with loss-absorption features. Those features have been designed to meet specific regulatory requirements imposed on financial institutions and typically include terms and conditions specifying the instrument is subject to contingent write-down or contingent conversion to ordinary shares on the occurrence of the following: (a) when a financial institution is near or at the point of non-viability; or (b) when the capital ratio of a financial institution falls to a specified level.

Debt instruments with loss-absorption features are subject to greater capital risks when compared to traditional debt instruments as such instruments are typically subject to the risk of being written down or converted to ordinary shares upon the occurrence of pre-defined trigger events (such as those disclosed in the preceding paragraphs). Such trigger events are

likely to be outside of the issuer's control and are complex and difficult to predict and may result in a significant or total reduction in the value of such instruments.

In the event of the activation of a trigger, there may be potential price contagion and volatility to the entire asset class. Debt instruments with loss-absorption features may also be exposed to liquidity, valuation and sector concentration risk.

The Funds may invest in CoCos, which are highly complex and are of high risk. CoCos are a form of hybrid debt security with loss-absorption features that are intended to either convert into equity shares of the issuer (potentially at a discounted price) or have their principal written down (including permanently written down to zero) upon the occurrence of certain 'triggers' linked to regulatory capital thresholds or where the issuer's regulatory authorities considers this to be necessary. The trigger event is linked to the financial position of the issuer and conversion would occur as a result of a deterioration in the relative capital strength of the issuer. As a result, the value of the converted equity would be lower than the bond value when issued or purchased. In stressed market conditions, the liquidity profile of the issuer can deteriorate significantly, and a significant discount may be required in order to sell it. For the avoidance of doubt, convertible bonds where conversion is beneficial to the holder (contingent or otherwise) are not subject to the same risks as described in this section "b. Additional risk of investing in CoCos and other instruments with loss-absorption features". Coupon payments on CoCos are discretionary and may be cancelled by the issuer at any point, for any reason, and for any length of time. Some additional risks associated with CoCos are set forth below:

**Capital Structure Inversion Risk:** Contrary to standard capital hierarchy, CoCo investors may suffer a loss of capital when equity holders do not. In a standard capital structure equity holders are expected to suffer the first loss. This is less likely with a CoCo whose trigger is activated when the capital ratio falls below a relatively low level when equity holders will already have suffered loss, than in a high trigger CoCo (those whose trigger is activated when the capital ratio remains relatively high).

The funds may also invest in senior non-preferred debts. While these instruments are generally senior to subordinated debts, they may be subject to write-down upon the occurrence of a trigger event and will no longer fall under the creditor ranking hierarchy of the issuer. This may result in total loss principal invested.

### 3. Risk associated with Collateralised and/or Securitised Debt Instruments

Funds may invest in collateralised and / or securitised debt instruments (collectively referred to as structured products). Such instruments include asset-backed securities, mortgage-backed securities, collateralised debt instruments and collateralised loan obligations. Structured products provide exposure, synthetically or otherwise, to underlying assets and the risk/return profile is determined by the cash flows derived from such assets. Some of such products involve multiple instruments and cash flow profiles such that it may not be possible to accurately predict the impact on valuation from a given market scenario. The price of such an investment may be prone to substantial price volatility as a result of sensitivity to changes in the underlying assets of the structured instrument which can take many forms including, but not limited to, credit card receivables, residential mortgages, corporate loans, manufactured housing loans or any type of receivables from a company or structured vehicle that has regular cash flows from its customers. Some structured products may employ leverage which can cause the price of the instruments to be more volatile than if they had not employed leverage. In addition, structured products may be subject to greater credit, liquidity and interest rate risk compared to other debt securities. Lack of liquidity may also cause the current market price of assets to become disconnected from the underlying assets' value. In addition, such products are often exposed to extension risks (the risk of increased longevity due to lower-than-expected paydowns) and prepayment risks (the risk of reinvesting at lower rates due to higher-than-expected paydowns) and risks that the payment obligations relating to the underlying assets are not met, which may adversely impact the returns of such products.

### 4. Equity Linked Notes/Credit Linked Notes

Equity linked notes (ELNs), credit linked notes (CLNs) and similar structured instruments involve a counterparty writing a contract which defines the principal value and the payoff which is intended to move in line with the underlying security specified in the contract. Unlike Financial Derivative Instruments, cash is transferred from the buyer to the seller of the note upon purchase. In the event that the counterparty defaults the risk to the fund is to that of the counterparty, irrespective of the value of the underlying security within the note.

CLNs are also subject to the risk of loss and/or delay in the repayment of principal and the periodic interest payment expected to be received in the event that one or more of the underlying debt obligations defaults or no longer performs. Additional risks result from the fact that the documentation of such notes programmes tends to be highly customised. The liquidity of an ELN, CLN or similar notes can be less than that for the underlying security, a regular bond or debt instrument and this may adversely affect either the ability to sell the position or the price at which such a sale is transacted.

## VI. DERIVATIVES/COUNTERPARTY RELATED RISKS

### 1. General

The funds may use various financial derivative instruments to reduce risks or costs or to generate additional capital or income in order to meet their investment objectives. Financial derivative instruments may be used for investment purposes and/or to implement more complex strategies, as further described in their respective investment objectives, depending on the circumstances and the purposes for which the derivatives are used. Entering into financial derivatives instruments for investment purposes may, to some extent, impact the risk profile of a fund.

Throughout this section and others that refer to derivatives, privately negotiated or non-exchange traded derivatives are referred to as being 'Over The Counter', which is abbreviated to OTC.

Investors may wish to consult their independent financial adviser about the suitability of a particular fund for their investment needs bearing in mind its powers with regard to the use of derivatives.

While the judicious use of derivative instruments by experienced investment advisers such as the Investment Manager can be beneficial, derivative instruments also involve risks different from, and, in certain cases, greater than, the risks associated with more traditional investments.



The following are important risk factors concerning the use of derivative instruments that investors should understand before investing in these funds.

**a. Valuation**

Some derivative instruments, in particular OTC derivative instruments, do not have prices observable on an exchange and so involve the use of formulae, with prices of underlying securities or reference benchmarks obtained from other sources of market price data. OTC instruments involve the use of models, with assumptions, which increases the risk of pricing errors. Improper valuations could result in increased cash payment requirements to counterparties or a loss of value to the relevant funds.

**b. Liquidity**

Liquidity risk exists when a particular instrument is difficult to purchase or sell at a given valuation. If a derivative instrument transaction is particularly large or if the relevant market is illiquid (as can be the case with OTC derivative instruments), it may not be possible to initiate a transaction or liquidate a position at an advantageous price.

**c. Basis**

Basis risk is the risk of loss due to divergence between two rates or prices. Derivative instruments do not always perfectly or even highly correlate with the assets, rates or indices they are designed to track. Consequently, the funds' use of derivative instruments may not always be an effective means of, and sometimes could be counterproductive to, furthering the funds' investment objective. This applies particularly where an underlying position is hedged through derivative contracts which may be similar to (but are not the same as) the underlying position.

**d. Leverage**

The use of derivatives may give rise to a form of leverage, which may cause the Net Asset Value of the relevant funds to be more volatile and/or change by greater amounts than if they had not been leveraged. This is because leverage tends to exaggerate the effect of any increase or decrease in the value of the respective funds' portfolio securities and other instruments. The leverage element of a derivative can result in a loss significantly greater than the amount invested in the derivatives by the relevant funds. Exposure to derivatives may lead to a high risk of significant loss by the relevant funds.

**e. Counterparty Credit**

This is the risk that a loss may be sustained by a fund as a result of the failure of the other party to a derivative instrument (usually referred to as a 'counterparty') to comply with the terms of the derivative instrument contract. The counterparty credit risk for exchange-traded derivative instruments is generally less than for OTC derivative instruments, since the clearing firm, which is the issuer or counterparty to each exchange-traded derivative instrument, provides a guarantee of clearing. This guarantee is supported by a daily payment system (i.e. margin requirements) operated by the clearing firm in order to reduce overall counterparty credit risk. Assets deposited as margin with the brokers and/or exchanges may not be held in segregated accounts by these counterparties and may therefore become available to the creditors of such counterparties in the event of default by them. For OTC derivative instruments, there is no similar clearing firm guarantee. Therefore, the Investment Manager adopts a counterparty risk management framework which measures, monitors and manages counterparty credit risk, taking into account both current and potential future credit exposure, through the use of internal credit assessments and external credit agency ratings. OTC derivative instruments are not standardised. They are an agreement between two parties and can therefore be tailored to the requirements of the parties involved. The documentation risk is reduced by adhering to standard International Swaps and Derivatives Association ("ISDA") documentation.

A fund's exposure to an individual counterparty shall not exceed 10% of the relevant fund's net assets. Counterparty credit risk may be further mitigated through the use of collateral agreements. However, collateral arrangements are still subject to the insolvency risk and credit risk of the issuers or depository of the collateral. Further, collateral thresholds exist below which collateral is not called for and timing differences between calculating the need for collateral and its receipt by the fund from the counterparty both mean that not all the current exposure will be collateralised.

**f. Settlement**

Settlement risk exists when derivatives are not settled in a timely manner, thereby increasing counterparty credit risk prior to settlement and potentially incurring funding costs that would otherwise not be experienced. If settlement never occurs the loss incurred by the fund will be the same as it is for any other such situation involving a security namely the difference between the price of the original contract and the price of the replacement contract, or, in the case where the contract is not replaced the absolute value of the contract at the time it is voided.

**g. Legal**

Derivative transactions are typically undertaken under separate legal arrangements. In the case of OTC derivatives, a standard ISDA agreement is used to govern the trade between a fund and the counterparty. The agreement covers situations such as a default of either party and also the delivery and receipt of collateral. As a result, there is a risk of loss to the fund where liabilities in those agreements are challenged in a court of law.

**2. Short Positions**

A fund may take a position in which it expects to gain value in the event a particular asset loses value ('shorting') through the use of derivatives. The fund is therefore exposed to the risk that the asset will rise, rather than fall, in value. Further, as price rises are theoretically unlimited, the losses arising from such a position can theoretically be uncapped. However the Investment Manager actively manages these positions in order to limit the realised and potential losses.

**3. High Leverage Risk**

Funds with high leverage risk may have a net leverage exposure of more than 100% of their Net Asset Value. This will further magnify any potential negative impact of any change in the value of the underlying asset on the relevant funds and also increase the volatility of the relevant funds' price and may lead to significant losses.

#### 4. Risks of Active Currency Positions

A fund may implement active currency positions which may not be correlated with the underlying securities positions held by the fund. This may result in the relevant funds suffering a significant or total loss even if there is no loss of the value of the underlying securities positions (e.g. equities, fixed income securities) being held by the relevant funds.

#### 5. Specific Derivative Instruments

A non-exhaustive list of financial derivative instruments most commonly used by the relevant fund(s) is set out in Part I. For funds using one or a combination of the following instruments the following risks should be considered, as applicable:

Instrument	Risks
<b>Credit Default Swaps (CDS)</b>	The swap contract is an agreement between two parties and therefore each party bears the other's counterparty credit risk. Collateral is arranged to mitigate this risk. The documentation risk for CDS is reduced by adhering to standard ISDA documentation. The liquidity of a CDS may be worse than the liquidity of the underlying security or securities in the basket and this may adversely affect the ability to close out a CDS position or the price at which such a close out is transacted.
<b>Foreign Exchange Forward Contracts</b>	To the extent that such contracts are used to hedge foreign (non-base) currency exposures back to the base currency of the fund, there is a risk that the hedge may not be perfect and movements in its value may not exactly offset the change in value of the currency exposure being hedged. Since the gross amounts of the contract are exchanged on the specified date, there is a risk that if the counterparty with whom the contract has been agreed goes into default between the time of payment by the fund but before receipt by the fund of the amount due from the counterparty, then the fund will be exposed to the counterparty credit risk of the amount not received and the entire principal of a transaction could be lost.
<b>Forward Contracts and Contracts for Difference</b>	The main risk to the buyer or seller of such contracts is the change in value of the underlying security. When the value of the underlying security changes, the value of the contract becomes positive or negative. Further, the two parties must bear each other's credit risk, which is not the case with a futures contract and collateral is arranged to mitigate this risk. Also, since these contracts are not exchange traded, there is no marked-to-market margin requirement, which allows a buyer to avoid almost all capital outflow initially.
<b>Futures</b>	The main risk to the buyer or seller of an exchange-traded future is the change in value of the underlying reference index/security/contract/bond.
<b>Inflation Swaps</b>	The market risk of this type of instrument is driven by the change in the reference benchmarks used for the two legs of the transaction, one of which will be an inflation benchmark. This is an agreement between two parties and so can be tailored to the requirements of the parties involved. Consequently each party bears the other's credit risk and collateral is arranged to mitigate this risk.
<b>Interest Rate Swaps</b>	The market risk of this type of instrument is driven by the change in the reference benchmarks used for the fixed and floating legs. An interest rate swap is an OTC agreement between two parties and so can be tailored to the requirements of the parties involved. Consequently each party bears the other's credit risk and collateral is arranged to mitigate this risk.
<b>Put/Call Options and Warrants</b>	<p>The most significant contributor to market risk resulting from options is the market risk associated with the underlying when the option has an intrinsic value (i.e. it is 'in-the-money'), or the strike price is near the price of the underlying ('near-the-money'). In these circumstances the change in value of the underlying will have a significant influence on the change in value of the option. The other variables will also have an influence, which will likely to be greater the further away the strike price is from the price of the underlying.</p> <p>For OTC options the two parties must bear each other's credit risk and collateral is arranged to mitigate this risk. The liquidity of an OTC option can be less than an exchange traded option and this may adversely affect the ability to close out the option position, or the price at which such a close out is transacted.</p>
<b>Swaptions</b>	A swaption comprises risks associated with interest rate swaps and option contracts. A swaption is an OTC agreement between two parties and so can be tailored to the requirements of the parties involved. Consequently each party bears the other's credit risk and collateral is exchanged to mitigate this risk.
<b>Total Return Swaps (TRS)</b>	<p>These contracts may be less liquid than interest rate swaps as there is no standardisation of the underlying reference benchmark and this may adversely affect the ability to close out a TRS position or the price at which such a close out is transacted.</p> <p>The swap contract is an agreement between two parties and therefore each party bears the other's counterparty credit risk and collateral is arranged to mitigate this risk. The documentation risk for TRS is reduced by adhering to standard ISDA documentation.</p>

### VII. ADDITIONAL RISKS

#### 1. Index Tracking Funds

##### a. Tracking Difference

The aim of an index tracking fund is to match the performance of an index as closely as possible. However there is the risk that an index tracking fund's performance may not track that of the underlying index exactly ("tracking difference"). This tracking difference may result from the investment strategy used, fees and expenses and taxes. Changes to the underlying index, regulatory requirements and differences in valuation points between the fund and index may also

contribute to tracking differences. The Investment Manager will monitor and seek to manage such risk in minimising tracking difference. There can be no assurance of exact or identical replication at any time of the performance of the index.

**b. Passive Investment Risk**

For funds that are passively managed, the Investment Manager will not have the discretion to adapt to market changes due to the inherent investment nature of such funds. Falls in the index are expected to result in corresponding falls in the value of such funds.

**2. Asset Allocation - Target Date Risk**

Some funds allocate capital to asset classes where the weights change according to a pre-determined schedule up to a specific target date. As a fund moves closer to its target date, it generally allocates more capital to assets with a lower expected risk and return profile. The performance of the fund is dependent on the success of the asset allocation strategy employed by the fund and there is a risk that losses will be realised as the asset allocation changes. This target date asset allocation strategy may not achieve the desired results under all circumstances and market conditions. While investors will be provided with investment options at the target date, there is no guarantee that the fund will closely align with their investment horizon and so investors may suffer loss after the target date. It is important to note that a target date fund should not be selected based solely on age or retirement date. If investors had not accurately selected a fund that most closely aligns with their investment horizon, there will be a risk of potential mismatch between their investment horizon and the fund's investment horizon. There is no guarantee that investors will receive the principal invested on the target date.

**3. Asset Allocation – Dynamic Risk**

Certain funds may periodically change their allocation across asset classes and therefore may incur greater transaction costs than a fund with static allocation strategy.

**4. Cash Funds**

An investment in Cash funds is neither insured nor guaranteed by any government, government agencies or government-sponsored agencies or any bank guarantee fund. Shares in Cash funds are not deposits or obligations of, or guaranteed or endorsed by, any bank and the amount invested in Shares may fluctuate up and/or down. Although the Fund seeks to maintain capital value and liquidity whilst producing a return in line with money market rates to the investor, Cash funds do not guarantee a stable Net Asset Value. All investments are subject to credit and counterparty risk and provide limited potential for capital appreciation and generally lower income than investments in medium- or long-term instruments would. Furthermore, the performance of Cash funds may be affected by changes in money market rates, economic and market conditions and in legal, regulatory and tax requirements. In a low interest rate environment or during adverse market conditions, Cash funds may invest in negative yield instruments which may adversely impact the Net Asset Value of the fund.

The Investment Manager believes the impact of Sustainability Risks on cash funds is likely to be limited given the short-term horizon of money market eligible securities. It is not anticipated that any single Sustainability Risk will drive a material negative financial impact on the value of any cash fund.

**5. Sustainable Investing**

**a)** The Investment Manager considers that Sustainability Risks are relevant to the returns of the Fund.

The identification of Sustainability Risks and their likely impact is performed on the holdings of a given portfolio. For investments relating to individual companies (e.g. bonds, equities), this assessment is made on the basis of the company's sector categorisation and their business model (e.g. carbon emissions for construction companies; ethics and culture for finance companies) in combination with regular dialogue between analysts, portfolio managers and the ESG team. Where a fund does not have exposure directly to the underlying fund holdings, the assessment is made at both a fund level (where there is the potential for ESG input in the strategy (this would, for example, exclude passive funds tracking a broad market index) and, where possible, by performing analysis on the underlying fund holdings which provides an understanding of the potential Sustainability Risk exposures.

This approach permits a full materiality assessment to understand the potential impact on financial returns following the materialisation of a Sustainability Risk. The identified Sustainability Risks and their likely impact are described in the relevant risk warnings under "Risk Factors", Part I (1.2) of the Prospectus.

Failure to effectively manage these risks can lead to a deterioration in financial outcomes. Specific risks will vary in materiality across different sectors and business models, and companies may also be exposed to risks throughout value chains, including suppliers and customers.

The materialisation of a Sustainability Risk is considered to be a sustainable risk event. In the case of such an event there may be an impact on the returns of the fund due to i) direct losses of the impacted investments following such an event (where the effects may be immediate or gradual), or ii) losses incurred due to rebalancing the portfolio following such an event in order to maintain the sustainable characteristics of the fund deemed relevant by the Investment Manager.

**b)** In addition to 5(a) above, this section applies to funds subject to the disclosure requirements of article 8 of SFDR that will use ESG (as defined under section 1.3 "General approach to sustainable investing" below or in the investment objective of each of these funds) criteria provided by internal research teams and complemented by external ESG rating providers to form an assessment of a security's sustainable characteristics. The Investment Manager's focus on securities of issuers which maintain sustainable characteristics may affect the fund's investment performance and may result in a return that at times compares unfavourably to similar funds without such focus. Sustainable characteristics used in a fund's investment policy may result in such fund foregoing opportunities to buy certain securities when it might otherwise be advantageous to do so, and/or selling securities due to their sustainable characteristics when it might be disadvantaged to do so. Over the short term, focus on securities of issuers which maintain sustainable characteristics may affect the fund's investment performance favourably or unfavourably in comparison to similar funds without such focus. Over the long term, we expect such a focus to have a favourable effect, though this is not guaranteed. Nevertheless, the application of ESG criteria may restrict the ability of a fund to acquire or dispose of its investments at the expected price and time, which may result in a loss for such fund. In addition, the ESG characteristics of

securities may change over time, which may in some cases require the Investment Manager disposing of such securities when it might be disadvantageous to do so from a financial perspective only. This may lead to a fall in the value of the fund. The use of ESG criteria may also result in a fund being concentrated in companies with ESG focus when compared to other funds having a more diversified portfolio of investments.

There is a lack of standardised taxonomy of ESG evaluation methodology and the way in which different funds will apply ESG criteria may vary, as there are not yet commonly agreed principles and metrics for assessing the sustainable characteristics of investments made by funds. In evaluating a security based on sustainable characteristics, the Investment Manager is dependent upon information and data sources provided by internal research teams and complemented by external ESG rating providers, which may be incomplete, inaccurate or unavailable. Consequently, there is a risk that the Investment Manager may incorrectly assess a security or issuer. Evaluation of sustainable characteristics of the securities and selection of such securities may involve the Investment Manager's subjective judgment. As a result, there is a risk that the relevant sustainable characteristics may not be applied correctly or that a fund could have indirect exposure to issuers who do not meet the relevant sustainable characteristics applied by such fund. In the event that the sustainable characteristics of a security held by a fund change, resulting in the Investment Manager having to sell the security, neither the fund, the Management Company nor the Investment Manager accept liability in relation to such change. No representation nor warranty is made with respect to the fairness, accuracy or completeness of such sustainable characteristics. The status of a security's sustainable characteristics can change over time.

Further, due to the bespoke nature of the sustainable assessment process there is a risk that not all relevant Sustainability Risks will be taken into account, or that the materiality of a Sustainability Risk is different to what is experienced following a sustainable risk event.

c) As detailed in the investment objective for Fidelity Funds - Euro STOXX 50® Fund, the fund uses an 'index tracking' (also known as 'passive') investment management approach whereby it aims to replicate the composition of the EURO STOXX 50® Index (the 'Index'). Accordingly, the Investment Manager does not currently integrate Sustainability Risks into its security selection process as the securities to which the fund will take exposure are solely driven by the constituents of the Index and the Investment Manager is constrained by this. Accordingly, the identified Sustainability Risks and their likely impact as described in the relevant risk warnings under "Risk Factors", Part I (1.2) of the Prospectus do not apply for this fund.

## 6. Income-producing securities

Although a fund will generally invest in income-producing securities, it is not guaranteed that all underlying investments will generate income. To the extent that underlying investments of the fund are income producing, higher yields generally mean that there will be:

- (i) reduced potential for capital appreciation for equity securities; and
- (ii) increased potential for capital appreciation and / or depreciation for fixed income securities.

## 7. Risks relating to Securities Lending

Securities lending involves risks in that (a) if the borrower of securities lent by a fund fails to return them there is a risk that the collateral received may realise less than the value of the securities lent out, whether due to inaccurate pricing, adverse market movements, a deterioration in the credit rating of issuers of the collateral, or the illiquidity of the market in which the collateral is traded and that (b) in case of reinvestment of cash collateral such reinvestment may (i) create leverage with corresponding risks and risk of losses and volatility, (ii) introduce market exposures inconsistent with the investment objective of the fund, or (iii) yield a sum less than the amount of collateral to be returned and that (c) delays in the return of securities on loans may restrict the ability of a fund to meet delivery obligations under security sales.

## 8. Risks relating to Repurchase and Reverse Repurchase Transactions

Repurchase transactions are where one party sells a security to a counterparty and agrees to repurchase it in the future. For the seller this is a 'repo'; for the buyer it is a 'reverse repo'. In the event of the failure of the counterparty there is the risk that collateral received from the counterparty may realise less than the value of the security placed out due to inaccurate pricing of the collateral or market movements. There are also risks that (i) locking cash in transactions of excessive size or duration, (ii) delays in recovering cash placed out, or (iii) difficulty in realising collateral may restrict the ability of the Fund to meet redemption requests, security purchases or, more generally, reinvest.

## 9. Risks associated with lower and target volatility strategies

Certain funds use models which seek to maintain long-term average annualised volatility of the relevant fund within the range disclosed in the relevant fund's investment objective or seek to maintain an overall volatility profile of the relevant fund that is lower than a market reference. There is no guarantee that the actual annualised volatility that the models will procure over the long term will be within those limits and accordingly there is a risk that actual volatility of the Net Asset Value may be higher than the target range and that investors redeeming assets may suffer a loss thereby. There is also a risk that in targeting its volatility range or a lower volatility level the fund will not capture the full upside from rising markets as the volatility models are designed to balance growth and volatility. Please note that these strategies may not achieve the desired results under all circumstances and market conditions.

## 10. Additional Market/Sector Specific Sustainability Risks

### a. Sustainability risks associated with investments in diversified developed markets

Certain funds may invest, in part or in whole, in diversified developed markets securities. A wide range of Sustainability Risks apply to companies within developed markets. Environmental risks include, but are not limited to; the ability of companies to mitigate and adapt to climate change and the potential for higher carbon prices, exposure to increasing water scarcity and potential for higher water prices, waste management challenges, and impact on global and local ecosystems. Social risks include but are not limited to; product safety, supply chain management and labour standards, health and safety and human rights, employee welfare, data & privacy concerns and increasing technological regulation. Governance risks include board

composition and effectiveness, management incentives, management quality and alignment of management with shareholders.

Failure to effectively manage these risks can lead to a deterioration in financial outcomes as well as a negative impact on society and the environment.

**b. Sustainability risks associated with investments related to global infrastructure companies**

Certain funds may invest in securities of global infrastructure companies. A wide range of Sustainability Risks apply to infrastructure companies. Environmental risks include but are not limited to; potential damage to physical infrastructure assets resulting from extreme weather events and climate change, the ability of companies to mitigate and adapt to climate change and the potential for higher carbon prices. Social risks include but are not limited to; cyber risks and the potential theft of customer data, increasing technological regulation, health and safety and employee welfare. Governance risks include board composition and effectiveness, management incentives, management quality and alignment of management with shareholders. Failure to effectively manage such risks can lead to a deterioration in financial outcomes as well as negative impacts on society and the environment.

**c. Sustainability risks associated with investments related to global industrials companies**

Certain funds may invest in securities of global industrials companies. A wide range of Sustainability Risks apply to industrials companies. Environmental risks include, but are not limited to; the ability of companies to mitigate and adapt to climate change and the potential for higher carbon prices, exposure to increasing water scarcity and potential for higher water prices, waste management challenges, and impact on global and local ecosystems. Exposure to these risks could lead to incidents leading to legal procedures, fines and/or damage the investee company's reputation.

Social risks include but are not limited to; product safety, supply chain management and labour standards, health and safety and human rights, employee welfare, data & privacy concerns and increasing technological regulation. These could have direct and indirect impact on an investee company's reputation and operations.

Governance risks include board composition and effectiveness, audit committee structure, bribery and corruption, lobbying, whistle-blower schemes, political contributions, management incentives, management quality and alignment of management with shareholders.

Failure to effectively manage these risks can lead to a deterioration in financial outcomes as well as a negative impact on society and the environment.

**d. Sustainability risks associated with investments related to global consumer companies**

Certain funds may invest in securities of companies related to the manufacture and distribution of goods to consumers. A wide range of Sustainability Risks apply to companies involved in the manufacture and distribution of goods to consumers. Environmental risks include, but are not limited to; the ability of companies to mitigate and adapt to climate change and the potential for higher carbon prices, exposure to increasing water scarcity and potential for higher water prices, waste management challenges, and impact on global and local ecosystems.

Social risks include but are not limited to; product safety, supply chain management and labour standards, health and safety and human rights, employee welfare, data & privacy concerns and increasing technological regulation. Governance risks include board composition and effectiveness, management incentives, management quality and alignment of management with shareholders.

Failure to effectively manage these risks can lead to a deterioration in financial outcomes as well as a negative impact on society and the environment.

**e. Sustainability risks associated with investments related to global demographics companies**

Certain funds may invest in securities of companies which are considered as benefitting from demographics changes. A wide range of Sustainability Risks apply to companies which benefit from demographics changes. Environmental risks include, but are not limited to; the ability of companies to mitigate and adapt to climate change and the potential for higher carbon prices, exposure to increasing water scarcity and potential for higher water prices, waste management challenges, and impact on global and local ecosystems. Social risks include but are not limited to; product safety, supply chain management and labour standards, health and safety and human rights, employee welfare, data & privacy concerns and increasing technological regulation. Governance risks include board composition and effectiveness, management incentives, management quality and alignment of management with shareholders.

Failure to effectively manage these risks can lead to a deterioration in financial outcomes as well as a negative impact on society and the environment.

**11. Risks of investing in Other Collective Investment Schemes/Funds**

Certain funds may invest in other funds and will be subject to the risks associated with the underlying funds. The relevant funds do not have control of the investments of the underlying funds and there is no assurance that the investment objective and strategy of the underlying funds will be successfully achieved which may have a negative impact to the Net Asset Value of the relevant funds. The underlying funds in which the relevant funds may invest may not be regulated by the SFC. There may be additional costs involved when investing into these underlying funds. There is also no guarantee that the underlying funds will always have sufficient liquidity to meet the relevant funds' redemption requests as and when made.

## 1.3. Sustainable Investing

### 1.3.1 General approach to sustainable investing

Fidelity considers Sustainability Risks across all asset classes and funds, unless otherwise stated. Sustainability Risks refers to an environmental (E), social (S) or governance (G) (collectively, “ESG”) event, or condition that, if it occurs, could cause an actual or a potential material negative impact on the value of the investment.

The approach to Sustainability Risk integration seeks to identify and assess the ESG risks at an individual issuer level. Sustainability Risks which may be considered by Fidelity’s investment teams include, but are not limited to:

- corporate governance malpractices (e.g. board structure, executive remuneration);
- shareholder rights (e.g. election of directors, capital amendments);
- changes to regulation (e.g. greenhouse gas emissions restrictions, governance codes);
- physical threats (e.g. extreme weather, climate change, water shortages);
- brand and reputational issues (e.g. poor health and safety records, cyber security breaches);
- supply chain management (e.g. increase in fatalities, lost time injury rates, labour relations); and
- work practices (e.g. observation of health, safety and human rights provisions).

Fidelity’s portfolio managers and analysts supplement the study of financial results of potential investments with additional qualitative and quantitative non-financial (or non-fundamental) analysis including ESG risks and will factor them into investment decision making and risk monitoring to the extent they represent potential or actual material risks and/or opportunities to maximise long-term risk-adjusted returns.

This systematic integration of ESG risks in investment analysis and decision-making relies on:

- “qualitative assessments”, which will be by reference, but not limited, to case studies, environmental, social and governance impacts associated with issuers, product safety documents, customer reviews, company visits or data from proprietary models and local intelligence; and
- “quantitative assessments”, which will be by reference to ESG ratings which may be from external providers, including but not limited to MSCI, or an internal rating assigned by the Investment Manager primarily using Fidelity Sustainability Ratings (described below), relevant data in third-party certificates or labels, assessment reports on carbon footprints, or percentage of revenue or profits of issuers generated from ESG-relevant activities.

However, it should be noted that while ESG risks are considered systematically no one aspect (including ESG ratings) would prevent the portfolio manager from making any investment as investment decisions remain discretionary.

Fidelity Sustainability Ratings is a proprietary rating system developed by Fidelity’s research analysts to assess individual issuers. Those ratings score issuers on an A-E scale on sector-specific factors and a trajectory forecast based on an assessment of expected change of an issuer’s sustainability characteristics over time. Such ratings are based on fundamental bottom-up research and materiality assessment using criteria specific to the industry of each issuer relevant to material ESG issues (the ‘Fidelity Sustainability Rating’). Any material differences between Fidelity Sustainability Ratings and relevant external third party ESG ratings are examined and contribute to analysis and discussion within Fidelity’s investment teams as part of the assessment of the investment opportunity and its related ESG risks. ESG ratings and associated ESG data are maintained on a centralised research platform operated by the Investment Manager. The provision and sourcing of ESG data is reviewed on a regular basis to ensure its continuing suitability, adequacy and effectiveness for the ongoing assessment of Sustainability Risks.

Fidelity’s Multi Asset Research team aim to understand an individual manager’s approach to ESG by evaluating how far ESG considerations are integrated within the investment process and philosophy, the analyst’s financial analysis and the composition of the portfolio. They consider how ESG factors are integrated into the investment policy of the strategy, and, where proprietary ratings are used, how ESG research and output is evidenced in individual security weights and any applicable engagement and exclusion policies. The team consults a range of data sources, including Fidelity Sustainability Ratings as well as third-party data, in order to assess the ESG metrics of the relevant strategies.

Where the Investment Manager has sub-delegated investment management activities in respect of the assets of a fund to Fidelity Management & Research Company LLC or FIAM LLC, such sub-delegate avails of the expertise of its own ESG team for the provision of fundamental analysis with sector relative ESG ratings information to identify and assess Sustainability Risks. Sector relative ratings are provided on a current basis by the ESG team with input from fundamental analysts using materiality factors, direct company data and quantitative models, and a forward-looking basis by the fundamental analysts with input from corporate sustainability reports, the ESG team and company engagement.

Where the Investment Manager has sub-delegated investment management activities in respect of the assets of a fund to Geode Capital Management, LLC, such sub-delegate implements its own ESG programme through proxy voting and participation in collective company engagement initiatives, and may seek to invest assets of the fund in holdings or instruments which provide passive exposure to an index incorporating ESG exclusionary criteria within its index methodology.

Fidelity’s Sustainable Investing Policy found on <https://fidelityinternational.com/sustainable-investing-policy/> sets out in more detail Fidelity’s approach to sustainable investing, including Fidelity’s expectations of investee issuers, ESG integration and implementation, approach to engagement and voting, exclusion and divestment policy, focus on collaboration and policy governance.

The Sustainable Investing Policy and activities are overseen by the Fidelity Sustainable Investing Operating Committee (the ‘SIOC’). The SIOC is responsible for setting the policies and objectives of Fidelity as they relate to sustainable investing and oversee the implementation and delivery of these policies and objectives. This committee is comprised of Fidelity senior executives from across Fidelity’s business units, including the Global Head of Stewardship and Sustainable Investing. In addition, the SIOC is responsible for the conduct, oversight and execution of Fidelity’s ownership rights in investee issuers, including engagement and proxy voting activities.

The general approach for sustainability risk integration set out above applies to all funds within Fidelity Funds subject to the disclosure requirements of article 6 of the SFDR (i.e., all funds other than Fidelity Funds - Euro STOXX 50® Fund). As detailed in the investment objective for Fidelity Funds - Euro STOXX 50® Fund, this fund aims to track the composition and returns of the Index as closely as possible. Accordingly, the Investment Manager does not integrate sustainability risks into its security selection process as the securities held by the fund are determined by the constituents of the Index and the Investment Manager is constrained by this. As part of Fidelity's commitment to responsible investing and enacting Fidelity's fiduciary responsibility, as shareholders Fidelity engage with the companies in which it invests to encourage sustainable and responsible corporate behaviour, as further described in Fidelity's Sustainable Investing Policy.

Funds subject to the disclosure requirements of article 8 of the SFDR (as specified in the Notes to the investment objective for the relevant funds) are subject to stricter sustainable requirements described below.

### 1.3.2 Funds subject to the disclosure requirements of article 8 of the SFDR

Where provided for in their investment objective, certain funds may seek to achieve their investment objectives while promoting, among other characteristics, environmental or social characteristics, or a combination of those characteristics. The criteria for this approach are set out below and apply to all funds subject to the disclosure requirements of article 8 of the SFDR (as specified in the Notes to the investment objective for the relevant fund), except those which are part of Fidelity's Sustainable Family and are thus subject to the Fidelity Sustainable Family Framework (described in paragraph (b) below).

#### (a) Fidelity Sustainable Investing Framework

The Investment Manager considers a wide range of environmental and social characteristics on an ongoing basis for each fund, as set out below or in each relevant fund's investment objective, but the Investment Manager has the discretion to implement enhanced, stricter sustainable characteristics and exclusions from time to time.

- A minimum of 50% of a fund's net assets are invested in securities deemed to maintain sustainable characteristics.
  - o Sustainable characteristics are defined by reference to a combination of different measurements such as ESG ratings provided by external agencies or Fidelity Sustainability Ratings. Further details on the methodology applied are set out at <https://fidelityinternational.com/sustainable-investing-framework/> and may be updated from time to time.
- The norms-based screening includes issuers which the Investment Manager considers have failed to conduct their business in accordance with accepted international norms, including as set out in the United Nations Global Compact.
- All funds managed by the Investment Manager are subject to a firm-wide exclusions list, which includes, but is not limited to, cluster munitions and anti-personnel landmines.
- Through the investment management process, the Investment Manager aims to ensure that investee companies follow good governance practices.

#### (b) Fidelity Sustainable Family of Funds

Certain funds are part of the Fidelity Sustainable Family, a dedicated fund range exhibiting enhanced sustainable characteristics. This is noted in the investment objective of the relevant funds. All the funds in the Fidelity Sustainable Family comply with the Fidelity Sustainable Family Framework, as detailed below. Fund specific additional requirements and exclusions will also be set out in the relevant investment objective, where applicable. The Investment Manager for funds in the Fidelity Sustainable Family also has discretion to implement additional sustainable requirements and exclusions having regard to their applicable investment process from time to time.

#### Fidelity Sustainable Family Framework

- A minimum of 70% of a fund's net assets are invested in securities deemed to maintain sustainable characteristics.
  - o Sustainable characteristics are defined by reference to a combination of different measurements such as ESG ratings provided by external agencies or Fidelity Sustainability Ratings. Further details on the methodology applied are set out at <https://fidelityinternational.com/sustainable-investing-framework/> and may be updated from time to time.
- A maximum of 30% of a fund's net assets are allowed in issuers that are not deemed to maintain sustainable characteristics in accordance with the criteria above, but which demonstrate improving sustainable indicators. Improving sustainable indicators are issuers classified as such through the trajectory outlook of Fidelity Sustainability Ratings or issuers which in the view of the Investment Manager demonstrate the potential for improvement through the implementation and execution of a formal engagement plan. The criteria used to determine this reference rating may change over time and will be updated at <https://fidelityinternational.com/sustainable-investing-framework/> accordingly.
- Funds adhere to an enhanced principle-based exclusion policy incorporating both norms-based screening and negative screening of certain sectors, companies or practices based on specific ESG criteria to be determined by the Investment Manager from time to time.
  - o The norms-based screening includes issuers which the Investment Manager considers have failed to conduct their business in accordance with accepted international norms, including as set out in the United Nations Global Compact.
  - o The negative screening includes issuers which have exposure, or ties, to:

- controversial weapons (biological, chemical, incendiary weapons, depleted uranium, non-detectable fragment, blinding lasers, cluster munitions, landmines and nuclear weapons);
- production of conventional weapons (a weapon of warfare which is not nuclear, chemical or biological in nature);
- production of semi-automatic firearms intended for sale to civilians or sale of semi-automatic firearms to civilians;
- tobacco production, retailing, distribution and licensing; or
- thermal coal extraction and power generation provided that such will be permitted issuers where the revenue share from renewable energy activities exceeds the revenue share from thermal coal activities or where the issuer has made an effective commitment to a Paris Agreement aligned objective based on approved Science Based Targets or alignment with a Transition Pathway Initiative scenario or a reasonably equivalent public commitment.

The Investment Manager may apply revenue thresholds for more refined screens.

- Through the investment management process, the Investment Manager aims to ensure that investee companies follow good governance practices.

The Fidelity Sustainable Family range offers two investment categories: 'Sustainable Focused' and 'Sustainable Thematic'. Typically, the Sustainable Focused funds will actively seek to select companies that are higher sustainability performers relative to peers with reference to MSCI ESG Ratings and Fidelity Sustainability Ratings, while the Sustainable Thematic funds will invest across sectors relating to a common theme with a long-term investment horizon by aiming to address sustainability challenges. For the avoidance of doubt, they will both meet the minimum standards set out above.

## 1.4. Investment Policies and Objectives

Investors can choose from a range of funds and Share classes. Each fund provides investment in professionally managed pools of securities in different geographical areas and currencies, with the investment objective of capital growth, income or a balance between growth and income. A detailed list of the funds and their investment objectives is provided below. The investment objective for each fund must be read together with the further information and description contained in the investment policy section for each type of fund. For the avoidance of doubt, any investment power or restriction contained in those sections which is presented as a percentage limitation, will refer to a percentage of the net assets of the relevant fund. A detailed list of all Share classes as of the date of this Prospectus can be found in Appendix II. Investment restrictions applicable to all funds are disclosed in Part V. of the Prospectus.

### Performance of the Classes of Shares

For the performance of the classes of Shares please refer to the latest version of the KIID for the respective classes. Past performance is not necessarily a guide to the future performance results of the classes of Shares or of the Investment Manager.

### 1.4.1. EQUITY FUNDS

The aim of the Equity funds is to provide investors with long-term capital growth from diversified and actively managed portfolios of securities or related instruments, including financial derivative instruments. Unless otherwise specified in the investment objective, the income from these funds is expected to be low. The Equity funds will invest in, or achieve exposure to equities (i) in the markets and sectors reflected in the name of each individual fund (where the investment objective refers to investments in companies of a particular country or region and in the absence of any further specification, a company's listing, incorporation, domicile, or principal business activities may be referenced in the assessment) and (ii) in companies established outside those markets but which derive a significant proportion of their earnings from those markets. For any remaining assets, the Investment Manager has the freedom to invest outside the fund's principal geographies, market sectors, currency or asset classes.

Any reference in this section to investment grade securities shall mean securities with a rating of BBB- or higher from Standard & Poor's or equivalent rating from an internationally recognised rating agency (in case of divergent ratings, the worst of the best two credit ratings applies).

Any reference in this section to sub investment grade or high yield/ing securities shall mean securities with a rating of BB+ or less from Standard & Poor's or equivalent rating from an internationally recognised rating agency (in case of divergent ratings, the worst of the best two credit ratings applies). Unless otherwise specified in its investment objective, sub investment grade or high yield/ing securities will not exceed 20% of the net assets of each fund.

In selecting securities for the funds, several factors are considered in the investment process; for example, consideration may include, but is not limited to, a company's financials, including revenue and profit growth, return on capital, cash flows and other financial measures. In addition, company management, industry and economic environment, and other factors may be considered in the investment process\*. Unless stated in the investment objective of an Equity fund, the selection of a company for investment is not restricted on the basis of market capitalisation or industry.

Unless otherwise specified in its investment objective, each Equity fund may invest up to 10% of its net assets in UCITS and UCIs.

The Equity funds<sup>1</sup> are actively managed and do not seek to replicate or track the performance of any index. However, as part of the Equity funds' active allocation policy, the Investment Manager may invest a portion of their assets from time to time in holdings and instruments which provide passive exposure, such as ETFs, futures, total return swaps, and swaps/options on an index. All Equity funds may use financial derivative instruments provided (a) they are economically appropriate in that they are realised in a cost-effective way, (b) they are entered into for one or more of (i) reduction of risk, (ii) reduction of cost and (iii) generation of additional capital or income for the Equity funds (including for investment purposes) with a level of risk which is consistent with the risk profile of the relevant Equity fund(s) and the risk diversification rules laid down in Part V. (5.1, A. III) of the Prospectus, and (c) their risks are adequately captured by the risk management process of the Fund.

Financial derivative instruments such as futures, contracts for difference and equity swaps may be used to synthetically replicate the performance of a single stock, basket or index of equity securities. Options such as puts, calls and warrants may be used to afford funds the right or obligation to buy or sell equity at a predetermined value and thereby either generate capital growth, income, or reduce risk.

<sup>1</sup> Not applicable to Equity funds which aim to replicate an index as specified in their investment objectives.



Forwards, non-deliverable forwards and currency swaps may also be used to manage currency exposures within a fund. Financial derivative instruments may be over-the-counter ("OTC") and/or exchange traded instruments.

Unless otherwise specified in the notes to a fund under the title "Global Exposure", the method used to calculate the global exposure relating to financial derivative instruments is the commitment approach (please refer to Part V, 5.1., D. of the Prospectus for further details).

While the judicious use of financial derivative instruments may be beneficial, financial derivative instruments also involve risks different from, and, in certain cases greater than the risks presented by more traditional investments. The use of financial derivative instruments may cause the Share price to be more volatile. For a further description of risks relating to the use of financial derivative instruments please refer to "Risk Factors", Part I (1.2) of the Prospectus. Certain Equity funds will be referred herein as "Equity Income funds". While pursuing the same investment policy, these funds will intend to provide higher income than the other Equity funds.

In accordance with Part V, section E. "Securities Lending and Borrowing and Repurchase and Reverse Repurchase Transactions" and section H. "EU Securities Financing Transactions Regulation" of the Prospectus, the Equity funds may, for the purpose of Efficient Portfolio Management enter into repurchase and reverse of repurchase agreements and engage in securities lending transactions. They will not enter into margin lending transactions. Equity funds may also use total return swaps (including CFDs) to meet their investment objective.

For further details on the maximum and expected use by each fund of such transactions please refer to Appendix III to this Prospectus.

For the funds that are specifically allowed by their investment objective to make direct investments in China A Shares, such investments may be made through the QFII status of FIL Investment Management (Hong Kong) Limited and/or any permissible means available to the funds under prevailing laws and regulations (including through the Stock Connect or any other eligible means) and are subject to country specific investment restrictions for the funds registered in certain jurisdictions as stated in Part V, Section 5.3, of the Prospectus.

### **Investor Profile**

Equity funds may be suitable for investors who wish to participate in equity markets while being prepared to accept the risks described for each Equity fund under "Risk Factors", Part I (1.2) of the Prospectus. Investment in an Equity fund can be regarded as a medium or long-term investment.

The investment objective for each Equity fund stated below must be read together with the further information set out in the above section.

<b>Equity funds</b>		
<b>Fund Name</b>	<b>Investment Objective</b>	<b>Notes</b>
<b>Fidelity Funds – America Fund</b>	The fund invests principally in US equity securities.  The fund is actively managed and references the S&P500 Index (the "Index") for performance comparison only.	<b>Reference Ccy: USD</b>
<b>Fidelity Funds – American Growth Fund</b>	The fund aims to achieve long-term capital growth, principally through a focused portfolio invested in companies having their head office or exercising a predominant part of their activity in the US.  The fund is actively managed and references the S&P500 Index (the "Index") for performance comparison only.	<b>Reference Ccy: USD</b>
<b>Fidelity Funds – ASEAN Fund</b>	The fund invests principally in equity securities quoted on stock exchanges in the ASEAN region, such as Singapore, Malaysia, Thailand, the Philippines and Indonesia. The ASEAN countries are defined as the members of the Association of South East Asian Nations, which may include certain countries considered to be emerging markets.  The fund is actively managed. The Investment Manager will, when selecting investments for the fund and for the purposes of monitoring risk consider the MSCI AC ASEAN Index (the "Index") as the Index constituents are representative of the type of companies the fund invests in. When monitoring risk, the Investment Manager references the Index for the purpose of setting internal guidelines. These guidelines represent overall levels of exposure relative to the Index and do not imply that the fund will invest in the Index constituents. Where the fund invests in securities that are included in the Index, its allocation to those securities is likely to differ from the Index allocation. The Investment Manager has a wide range of discretion with regards to the investment selection and may invest in companies, sectors, countries and security types not included in the Index in order to take advantage of investment opportunities. It is expected that over long time periods, the fund's performance will differ from the Index. However, over short time periods, the fund's performance may be close to the Index, depending on market conditions. The fund's performance can be assessed against its Index.	<b>Reference Ccy: USD</b>  The fund invests in the ASEAN region and may invest in different countries in this region. It is unconstrained in the amount that it may invest in any country in this region.

Equity funds		
Fund Name	Investment Objective	Notes
<b>Fidelity Funds – Asia Pacific Opportunities Fund</b>	<p>The fund aims to provide long-term capital growth from a portfolio primarily comprised of securities of companies having their head office or exercising a material part of their activity in countries of the Asia Pacific (excluding Japan) region. This region includes certain countries considered to be emerging markets. The fund will invest in a mixture of larger, medium and smaller sized companies. The fund may invest its net assets directly in China A and B Shares.</p> <p>The fund will invest in a limited number of securities, resulting in a reasonably concentrated portfolio.</p> <p>The fund is actively managed. The Investment Manager will, when selecting investments for the fund and for the purposes of monitoring risk, reference MSCI AC Asia Pacific ex Japan Index (the "Index") as the Index constituents are representative of the type of companies the fund invests in. The fund's performance can be assessed against its Index.</p> <p>The Investment Manager has a wide range of discretion relative to the Index. While the fund will hold assets that are components of the Index, it may also invest in companies, countries or sectors that are not included in, and that have different weightings from, the Index in order to take advantage of investment opportunities. It is expected that over long time periods, the fund's performance will differ from the Index. However, over short time periods, the fund's performance may be close to the Index, depending on market conditions.</p>	<p><b>Reference Ccy: USD</b></p> <p>The fund invests in the Asia Pacific (excluding Japan) region and may invest in different countries in this region. It is unconstrained in the amount that it may invest in any country in this region.</p> <p>The fund can directly invest in China A Shares through the QFII status of FIL Investment Management (Hong Kong) Limited or through any permissible means available to the fund under prevailing laws and regulations (including through the Stock Connect or any other eligible means). The fund will invest less than 30% of its net assets directly and/or indirectly in onshore China A and B Shares on an aggregated basis.</p>
<b>Fidelity Funds – Asian Equity Fund</b>	<p>The fund aims to provide long-term capital appreciation by principally investing in equity securities quoted on the stock exchanges of the developing and newly developed Asia Pacific ex Japan regional economies. This region includes certain countries considered to be emerging markets. The fund may invest its net assets directly in China A and B Shares.</p> <p>A minimum of 50% of the fund's net assets will be invested in securities deemed to maintain sustainable characteristics, as described in the section entitled "1.3.2(a) Fidelity Sustainable Investing Framework" above. The fund will consider a wide range of environmental and social characteristics on an ongoing basis. Environmental characteristics include but are not limited to climate change mitigation and adaptation, water and waste management, biodiversity, while social characteristics include but are not limited to product safety, supply chain, health and safety and human rights. Environmental and social characteristics are analysed by Fidelity's fundamental analysts and rated through Fidelity Sustainability Ratings.</p> <p>The fund is actively managed. The Investment Manager will, when selecting investments for the fund and for the purposes of monitoring risk, reference MSCI AC Asia ex Japan Index (the "Index") as the Index constituents are representative of the type of companies the fund invests in. The fund's performance can be assessed against its Index. The Investment Manager has a wide range of discretion relative to the Index. While the fund will hold assets that are components of the Index, it may also invest in companies, countries or sectors that are not included in, and that have different weightings from, the Index in order to take advantage of investment opportunities. It is expected that over long time periods, the fund's performance will differ from the Index. However, over short time periods, the fund's performance may be close to the Index, depending on market conditions.</p> <p>Shareholders' attention is drawn to the fact that the Index is not an index which integrates environmental and social considerations. Instead, the fund promotes environmental and social characteristics by adhering to the Fidelity Sustainable Investing Framework, as described above.</p>	<p><b>Reference Ccy: USD</b></p> <p>The fund invests in Asia Pacific ex Japan region and may invest in different countries in this region. It is unconstrained in the amount that it may invest in any country in this region.</p> <p>The fund can directly invest in China A Shares through the QFII status of FIL Investment Management (Hong Kong) Limited or through any permissible means available to the fund under prevailing laws and regulations (including through the Stock Connect or any other eligible means). The fund will invest less than 30% of its net assets directly and/or indirectly in onshore China A and B Shares on an aggregated basis. Investors should note that complying with the investment guidelines issued by the Singapore Central Provident Fund Board might have an implication on the fund's risk rating and investment allocation.</p> <p>The fund is subject to the disclosure requirements of article 8 of the SFDR.</p>
<b>Fidelity Funds – Asian Smaller Companies Fund</b>	<p>The fund aims to achieve long-term capital growth by investing primarily in a diversified portfolio of smaller companies that have their head office or exercise a predominant part of their activities in Asia Pacific (excluding Japan). This region includes certain countries considered to be emerging markets.</p> <p>The fund is actively managed. The Investment Manager will, when selecting investments for the fund and for the purposes of monitoring risk, reference MSCI AC Asia Pacific ex Japan Small Cap Australia Capped 10% Index (the "Index") as the Index constituents are representative of the type of companies the fund invests in. The fund's performance can be assessed against its Index.</p> <p>The Investment Manager has a wide range of discretion relative to the Index. While the fund will hold assets that are components of the Index, it may also invest in companies, countries or sectors that are not included in, and that have different weightings from, the Index in order to take advantage of investment opportunities. It is expected that over long time periods, the fund's performance will differ from the Index. However, over short time periods, the fund's performance may be close to the Index, depending on market conditions.</p> <p><b>Portfolio Information:</b></p> <p>Smaller companies are generally defined as having a market capitalisation range of less than USD 5,000 million in terms of the company's full market capitalisation. The fund may have an exposure to companies with market capitalisations falling outside this range.</p>	<p><b>Reference Ccy: USD</b></p> <p>The fund invests in Asia Pacific (excluding Japan) and may invest in different countries in this region. It is unconstrained in the amount that it may invest in any country in this region.</p>

Equity funds		
Fund Name	Investment Objective	Notes
<b>Fidelity Funds – Asian Special Situations Fund</b>	<p>The fund invests principally in special situations stocks and smaller growth companies in Asia, excluding Japan. This region includes certain countries considered to be emerging markets. Special situations stocks generally have valuations which are attractive in relation to net assets or earnings potential with additional factors which may have a positive influence on the share price. Up to 25% of the portfolio can consist of investments other than special situations stocks and smaller growth companies. The fund may invest its net assets directly in China A and B Shares.</p> <p>A minimum of 50% of the fund's net assets will be invested in securities deemed to maintain sustainable characteristics, as described in the section entitled "1.3.2(a) Fidelity Sustainable Investing Framework" above. The fund will consider a wide range of environmental and social characteristics on an ongoing basis. Environmental characteristics include but are not limited to climate change mitigation and adaptation, water and waste management, biodiversity, while social characteristics include but are not limited to product safety, supply chain, health and safety and human rights. Environmental and social characteristics are analysed by Fidelity's fundamental analysts and rated through Fidelity Sustainability Ratings.</p> <p>The fund is actively managed. The Investment Manager will, when selecting investments for the fund and for the purposes of monitoring risk, reference MSCI AC Asia ex Japan Index (the "Index") as the Index constituents are representative of the type of companies the fund invests in. The fund's performance can be assessed against its Index.</p> <p>The Investment Manager has a wide range of discretion relative to the Index. While the fund will hold assets that are components of the Index, it may also invest in companies, countries or sectors that are not included in, and that have different weightings from, the Index in order to take advantage of investment opportunities. It is expected that over long time periods, the fund's performance will differ from the Index. However, over short time periods, the fund's performance may be close to the Index, depending on market conditions.</p> <p>Shareholders' attention is drawn to the fact that the Index is not an index which integrates environmental and social considerations. Instead, the fund promotes environmental and social characteristics by adhering to the Fidelity Sustainable Investing Framework, as described above.</p>	<p><b>Reference Ccy: USD</b></p> <p>The fund invests in Asia, excluding Japan and may invest in different countries in this region. It is unconstrained in the amount that it may invest in any country in this region.</p> <p>The fund can directly invest in China A Shares through the QFII status of FIL Investment Management (Hong Kong) Limited and/or through any permissible means available to the fund under prevailing laws and regulations (including through the Stock Connect or any other eligible means). The fund will invest less than 30% of its net assets directly and/or indirectly in onshore China A and B Shares on an aggregated basis.</p> <p>The fund is subject to the disclosure requirements of article 8 of the SFDR.</p>
<b>Fidelity Funds – Australian Diversified Equity Fund</b>	<p>The fund aims to achieve income and long-term capital growth primarily through investments in Australian equity securities and related instruments. The fund will invest in a mixture of larger, medium and smaller sized companies.</p> <p>The fund may tactically also invest in Australian listed corporate hybrid and fixed income securities if the Investment Manager believes they offer better investment opportunities than the related equity.</p> <p>The largest ten holdings/securities held in the fund's portfolio may account for 50% or more of the fund's Net Asset Value, resulting in a reasonably concentrated portfolio.</p> <p>As well as investing directly in equity and fixed income securities, the fund will also achieve exposure indirectly through the use of derivatives. To enhance the income of the fund, derivatives (such as options) may be used to generate additional income. The types of financial derivative instrument that will be used include index, basket or single name futures, options and contracts for difference referencing equities or bonds. Options used will include put and call options including covered call options. The generation of additional income for example, through covered call options may impact the fund's potential for capital growth, particularly in periods of rapidly rising markets where capital gains may be lower when compared with an equivalent uncovered portfolio.</p> <p>The fund is actively managed. The Investment Manager will, when selecting investments for the fund and for the purposes of monitoring risk, reference S&amp;P ASX 200 Index (the "Index") as the Index constituents are representative of the type of companies the fund invests in. The fund's performance can be assessed against its Index.</p> <p>The Investment Manager has a wide range of discretion relative to the Index. While the fund will hold assets that are components of the Index, it may also invest in companies, countries or sectors that are not included in, and that have different weightings from, the Index in order to take advantage of investment opportunities. It is expected that over long time periods, the fund's performance will differ from the Index. However, over short time periods, the fund's performance may be close to the Index, depending on market conditions.</p> <p><b>Portfolio Information</b></p> <p>The fund may tactically invest up to 30% of its net assets in Australian listed corporate bonds including investment grade and high yield bonds. Investments in high yield bonds will not exceed 20% of the fund's total net assets. Investments in collateralised and/or securitised debt instruments are up to 20% of the fund's total net assets.</p> <p>Less than 30% of the fund's total net assets will be invested in hybrids and CoCos, with less than 20% of the total net assets to be invested in CoCos.</p>	<p><b>Reference Ccy: AUD</b></p> <p>The fund's source of income will mainly be generated from dividend payments (from equity securities) and coupon payments (from bond holdings).</p>

Equity funds		
Fund Name	Investment Objective	Notes
<b>Fidelity Funds – China Consumer Fund</b>	<p>The fund aims to achieve long-term capital growth through investing primarily in equity securities of companies having their head office or exercising a predominant part of their activities in China or Hong Kong. China is considered to be an emerging market. These companies are involved in the development, manufacture or sales of goods or services to consumers in China. The fund may invest its net assets directly in China A and B Shares.</p> <p>A minimum of 50% of the fund's net assets will be invested in securities deemed to maintain sustainable characteristics, as described in the section entitled "1.3.2(a) Fidelity Sustainable Investing Framework" above. The fund will consider a wide range of environmental and social characteristics on an ongoing basis. Environmental characteristics include but are not limited to climate change mitigation and adaptation, water and waste management, biodiversity, while social characteristics include but are not limited to product safety, supply chain, health and safety and human rights. Environmental and social characteristics are analysed by Fidelity's fundamental analysts and rated through Fidelity Sustainability Ratings.</p> <p>The fund is actively managed. The Investment Manager will, when selecting investments for the fund and for the purposes of monitoring risk, reference MSCI China Index (the "Index") as the Index constituents are representative of the type of companies the fund invests in. The fund's performance can be assessed against its Index.</p> <p>The Investment Manager has a wide range of discretion relative to the Index. While the fund will hold assets that are components of the Index, it may also invest in companies, countries or sectors that are not included in, and that have different weightings from, the Index in order to take advantage of investment opportunities. It is expected that over long time periods, the fund's performance will differ from the Index. However, over short time periods, the fund's performance may be close to the Index, depending on market conditions.</p> <p>Shareholders' attention is drawn to the fact that the Index is not an index which integrates environmental and social considerations. Instead, the fund promotes environmental and social characteristics by adhering to the Fidelity Sustainable Investing Framework, as described above.</p>	<p><b>Reference Ccy: USD</b></p> <p>The fund can directly invest in China A Shares through the QFII status of FIL Investment Management (Hong Kong) Limited and/or through any permissible means available to the fund under prevailing laws and regulations (including through the Stock Connect or any other eligible means) or indirectly such as by way of China A share access products including, but not limited to, equity linked notes, participation notes, credit-linked notes or funds investing in China A Shares.</p> <p>The fund will invest up to 60% of its net assets directly and/or indirectly in onshore China A and B Shares on an aggregated basis.</p> <p>The fund is subject to the disclosure requirements of article 8 of the SFDR.</p>
<b>Fidelity Funds – China Focus Fund</b>	<p>The fund will primarily focus on China through investment in securities of Chinese companies listed in China and Hong Kong, as well as securities in non-Chinese companies which have a significant portion of their activities in China. China is considered to be an emerging market. The fund may invest its net assets directly in China A and B Shares.</p> <p>The fund is actively managed. The Investment Manager will, when selecting investments for the fund and for the purposes of monitoring risk, reference MSCI China Capped 10% Index (the "Index") as the Index constituents are representative of the type of companies the fund invests in. The fund's performance can be assessed against its Index.</p> <p>The Investment Manager has a wide range of discretion relative to the Index. While the fund will hold assets that are components of the Index, it may also invest in companies, countries or sectors that are not included in, and that have different weightings from, the Index in order to take advantage of investment opportunities. It is expected that over long time periods, the fund's performance will differ from the Index. However, over short time periods, the fund's performance may be close to the Index, depending on market conditions.</p>	<p><b>Reference Ccy: USD</b></p> <p>The fund invests in China and Hong Kong. The fund is unconstrained in the amount that it may invest in either Hong Kong or China.</p> <p>The fund can directly invest in China A Shares through the QFII status of FIL Investment Management (Hong Kong) Limited and/or through any permissible means available to the fund under prevailing laws and regulations (including through the Stock Connect or any other eligible means) or indirectly such as by way of China A share access products including, but not limited to, equity linked notes, participation notes, credit-linked notes or funds investing in China A Shares.</p> <p>The fund will invest up to 60% of its net assets directly and/or indirectly in onshore China A and B Shares on an aggregated basis.</p>

Equity funds		
Fund Name	Investment Objective	Notes
<b>Fidelity Funds – China Innovation Fund</b>	<p>The fund aims to achieve long-term capital growth primarily through investments in equity securities of companies that are listed in, or have their registered office in, or currently exercise, or are expected to exercise, a majority of their activity in the Greater China region, which includes Hong Kong, China, Taiwan and Macau. This region includes certain countries considered to be emerging markets. Investments will be linked to the theme of innovation, such as technology innovation, lifestyle innovation and environmental innovation. The investment focus under the technology innovation theme includes, but is not limited to, artificial intelligence and digitization (i.e. technology of converting information into a digital form so as to optimize business processes, generate new revenue streams, expand market opportunities and increase productivity); automation and robotics and future mobility (i.e. technology and business model on driving, transport and travelling). The lifestyle innovation is based around transforming and improving lives through innovative solutions through health, wealth and education. Under the environmental innovation, focus will be on the development and application of products and processes that contribute to sustainable environmental protection and ecological improvements. Investments will include but are not limited to equity securities of companies that are involved in or are benefitting from the adoption of any of these themes.</p> <p>The largest ten holdings/securities held in the fund's portfolio may account for 50% or more of the fund's Net Asset Value, resulting in a reasonably concentrated portfolio.</p> <p>A minimum of 50% of the fund's net assets will be invested in securities deemed to maintain sustainable characteristics, as described in the section entitled "1.3.2(a) Fidelity Sustainable Investing Framework" above. The fund will consider a wide range of environmental and social characteristics on an ongoing basis. Environmental characteristics include but are not limited to climate change mitigation and adaptation, water and waste management, biodiversity, while social characteristics include but are not limited to product safety, supply chain, health and safety and human rights. Environmental and social characteristics are analysed by Fidelity's fundamental analysts and rated through the use of sustainability research and ratings.</p> <p>The fund is actively managed. The Investment Manager will, when selecting investments for the fund and for the purposes of monitoring risk, reference MSCI China All Share Index (the "Index") as the Index constituents are representative of the type of companies the fund invests in. The fund's performance can be assessed against its Index.</p> <p>The Investment Manager has a wide range of discretion relative to the Index. While the fund will hold assets that are components of the Index, it may also invest in companies, countries or sectors that are not included in, and that have different weightings from, the Index in order to take advantage of investment opportunities. It is expected that over long time periods, the fund's performance will differ from the Index. However, over short time periods, the fund's performance may be close to the Index, depending on market conditions.</p> <p>Shareholders' attention is drawn to the fact that the Index is not an index which integrates environmental and social considerations. Instead, the fund promotes environmental and social characteristics by adhering to the Fidelity Sustainable Investing Framework, as described above.</p>	<p><b>Reference Ccy: USD</b></p> <p>The fund can invest directly in China A Shares through the QFII status of FIL Investment Management (Hong Kong) Limited and/or through any permissible means available to the fund under prevailing laws and regulations (including through the Stock Connect or any other eligible means) or indirectly such as by way of China A share access products including, but not limited to, equity linked notes, participation notes, credit-linked notes or funds investing in China A Shares. The fund may invest up to 100% of its net assets directly and/or indirectly in onshore China A and B Shares on an aggregated basis. Less than 70% of the fund's net assets will be invested in China A Shares through the QFII status.</p> <p>The fund may invest up to 100%, of its net assets directly in China A Shares listed on the ChiNext market, the SME board or the STAR board, on an aggregate basis.</p> <p>The fund is subject to the disclosure requirements of article 8 of the SFDR.</p>

Equity funds		
Fund Name	Investment Objective	Notes
<b>Fidelity Funds – Emerging Asia Fund</b>	<p>The fund aims to generate long-term capital growth through investing principally in securities of companies having their head office or exercising a predominant part of their activity in less developed countries of Asia that are considered as emerging markets according to the MSCI Emerging Markets Asia Index. The fund may invest its net assets directly in China A and B Shares.</p> <p>A minimum of 50% of the fund's net assets will be invested in securities deemed to maintain sustainable characteristics, as described in the section entitled "1.3.2(a) Fidelity Sustainable Investing Framework" above. The fund will consider a wide range of environmental and social characteristics on an ongoing basis. Environmental characteristics include but are not limited to climate change mitigation and adaptation, water and waste management, biodiversity, while social characteristics include but are not limited to product safety, supply chain, health and safety and human rights. Environmental and social characteristics are analysed by Fidelity's fundamental analysts and rated through Fidelity Sustainability Ratings.</p> <p>The fund is actively managed. The Investment Manager will, when selecting investments for the fund and for the purposes of monitoring risk, reference MSCI Emerging Asia Composite Index (the "Index") as the Index constituents are representative of the type of companies the fund invests in. The fund's performance can be assessed against its Index.</p> <p>The Investment Manager has a wide range of discretion relative to the Index. While the fund will hold assets that are components of the Index, it may also invest in companies, countries or sectors that are not included in, and that have different weightings from, the Index in order to take advantage of investment opportunities. It is expected that over long time periods, the fund's performance will differ from the Index. However, over short time periods, the fund's performance may be close to the Index, depending on market conditions.</p> <p>Shareholders' attention is drawn to the fact that the Index is not an index which integrates environmental and social considerations. Instead, the fund promotes environmental and social characteristics by adhering to the Fidelity Sustainable Investing Framework, as described above.</p>	<p><b>Reference Ccy: USD</b></p> <p>The fund invests in less developed countries of Asia and may invest in different countries in this region. It is unconstrained in the amount that it may invest in any country in this region.</p> <p>The fund can directly invest in China A Shares through the QFII status of FIL Investment Management (Hong Kong) Limited and/or through any permissible means available to the fund under prevailing laws and regulations (including through the Stock Connect or any other eligible means). The fund will invest less than 30% of its net assets directly and/or indirectly in onshore China A and B Shares on an aggregated basis.</p> <p>The fund is subject to the disclosure requirements of article 8 of the SFDR</p>
<b>Fidelity Funds – Emerging Europe, Middle East and Africa Fund</b>	<p>The fund aims to generate long-term capital growth through investing primarily in securities of companies having their head office or exercising a predominant part of their activity in less developed countries of Central, Eastern and Southern Europe (including Russia), Middle East and Africa including those that are considered as emerging markets according to the MSCI EM Europe, Middle East and Africa Index.</p> <p>The fund is actively managed. The Investment Manager will, for the purposes of monitoring risk, reference MSCI Emerging EMEA Capped 5% Index (the "Index") as the Index constituents are representative of the type of companies the fund invests in. The fund's performance can be assessed against its Index.</p> <p>The Investment Manager has a wide range of discretion relative to the Index. While the fund will hold assets that are components of the Index, it may also invest in companies, countries or sectors that are not included in, and that have different weightings from, the Index in order to take advantage of investment opportunities. It is expected that over long time periods, the fund's performance will differ from the Index. However, over short time periods, the fund's performance may be close to the Index, depending on market conditions.</p>	<p><b>Reference Ccy: USD</b></p> <p>The fund invests in less developed countries of Central, Eastern and Southern Europe (including Russia), Middle East and Africa and may invest in different countries in this region. It is unconstrained in the amount that it may invest in any country in this region. It is understood that under the current Luxembourg regulation a fund may invest not more than 10% of its net assets in unlisted securities not dealt on a Regulated Market. Some investments in Russian securities may be considered as falling under such limit.</p>

Equity funds		
Fund Name	Investment Objective	Notes
<b>Fidelity Funds – Emerging Markets Fund</b>	<p>The fund invests principally in areas experiencing rapid economic growth including countries in Latin America, South East Asia, Africa, Eastern Europe (including Russia) and the Middle East. These regions include emerging markets. The fund may invest its net assets directly in China A and B Shares.</p> <p>A minimum of 50% of the fund's net assets will be invested in securities deemed to maintain sustainable characteristics, as described in the section entitled "1.3.2(a) Fidelity Sustainable Investing Framework" above. The fund will consider a wide range of environmental and social characteristics on an ongoing basis. Environmental characteristics include but are not limited to climate change mitigation and adaptation, water and waste management, biodiversity, while social characteristics include but are not limited to product safety, supply chain, health and safety and human rights. Environmental and social characteristics are analysed by fidelity's fundamental analysts and rated through the use of Fidelity Sustainability Ratings.</p> <p>The fund is actively managed. The Investment Manager will, for the purposes of monitoring risk, reference MSCI Emerging Markets Index (the "Index") as the Index constituents are representative of the type of companies the fund invests in. The fund's performance can be assessed against its Index.</p> <p>The Investment Manager has a wide range of discretion relative to the Index. While the fund will hold assets that are components of the Index, it may also invest in companies, countries or sectors that are not included in, and that have different weightings from, the Index in order to take advantage of investment opportunities. It is expected that over long time periods, the fund's performance will differ from the Index. However, over short time periods, the fund's performance may be close to the Index, depending on market conditions.</p> <p>Shareholders' attention is drawn to the fact that the Index is not an index which integrates environmental and social considerations. Instead, the fund promotes environmental and social characteristics by adhering to the Fidelity Sustainable Investing Framework, as described above.</p>	<p><b>Reference Ccy: USD</b></p> <p>The fund invests in Latin America, Asia, Africa, Eastern Europe (including Russia) and the Middle East and may invest in different countries in this region. It is unconstrained in the amount that it may invest in any country in this region. It is understood that under the current Luxembourg regulation a fund may invest not more than 10% of its net assets in unlisted securities not dealt on a Regulated Market. Some investments in Russian securities may be considered as falling under such limit.</p> <p>The fund can directly invest in China A Shares through the QFII status of FIL Investment Management (Hong Kong) Limited and/or through any permissible means available to the fund under prevailing laws and regulations (including through the Stock Connect or any other eligible means). The fund will invest less than 30% of its net assets directly and/or indirectly in onshore China A and B Shares on an aggregated basis.</p> <p>The fund is subject to the disclosure requirements of article 8 of the SFDR.</p>
<b>Fidelity Funds – Emerging Markets Focus Fund</b>	<p>The fund aims to achieve capital growth by investing primarily in the equity securities of, and related instruments providing exposure to, companies that have their head office in, are listed in, or exercise a predominant part of their activity in developing markets including, although not limited to, countries in Latin America, South East Asia, Africa, Eastern Europe (including Russia) and the Middle East. The fund may invest its net assets directly in China A and B Shares.</p> <p>A minimum of 50% of the fund's net assets will be invested in securities deemed to maintain sustainable characteristics, as described in the section entitled "1.3.2(a) Fidelity Sustainable Investing Framework" above. The fund will consider a wide range of environmental and social characteristics on an ongoing basis. Environmental characteristics include but are not limited to climate change mitigation and adaptation, water and waste management, biodiversity, while social characteristics include but are not limited to product safety, supply chain, health and safety and human rights. Environmental and social characteristics are analysed by Fidelity's fundamental analysts and rated through Fidelity Sustainability Ratings.</p> <p>The fund is actively managed. The Investment Manager will reference MSCI Emerging Markets Index (the "Index") by seeking to outperform it as the Index constituents are representative of the type of companies the fund invests in. The fund's performance should be assessed against its Index.</p> <p>The Investment Manager has a wide range of discretion relative to the Index. While the fund will hold assets that are components of the Index, it also is expected to invest in issuers, sectors, countries and security types that have different weightings from, and may not be included in the Index in order to take advantage of investment opportunities. It is expected that over long time periods, the fund's performance will differ from the Index. However, over short time periods, the fund's performance may be close to the Index, depending on market conditions.</p> <p>Shareholders' attention is drawn to the fact that the Index is not an index which integrates environmental and social considerations. Instead, the fund promotes environmental and social characteristics by adhering to the Fidelity Sustainable Investing Framework, as described above.</p>	<p><b>Reference Ccy: USD</b></p> <p>The fund invests in Latin America, Asia, Africa, Eastern Europe (including Russia) and the Middle East and may invest in different countries in this region. It is unconstrained in the amount that it may invest in any country in this region. It is understood that under the current Luxembourg regulation a fund may invest not more than 10% of its net assets in unlisted securities not dealt on a Regulated Market. Some investments in Russian securities may be considered as falling under such limit.</p> <p>The fund can directly invest in China A Shares through the QFII status of FIL Investment Management (Hong Kong) Limited and/or through any permissible means available to the fund under prevailing laws and regulations (including through the Stock Connect or any other eligible means). The fund will invest less than 30% of its net assets directly and/or indirectly in onshore China A and B Shares on an aggregated basis.</p> <p>The fund invests in a limited number of securities (generally between 20 to 80 under normal market conditions).</p> <p>The fund is subject to the disclosure requirements of article 8 of the SFDR.</p>

Equity funds		
Fund Name	Investment Objective	Notes
<b>Fidelity Funds – EURO STOXX 50® Fund</b>	<p>The fund aims to track the performance of the EURO STOXX 50® Index (before fees and expenses) (the "Index") thereby seeking to achieve long term capital growth.</p> <p>The fund uses an 'index tracking' (also known as 'passive') investment management approach whereby it aims to replicate the composition of the Index. However, for reasons such as liquidity or excessive cost, it may not always be practical for the fund to invest in every company share in the Index or at its weighting within the Index.</p> <p>In order to manage the cash position, the fund may invest in collective investment schemes (such as liquidity funds), including those managed by FIL Group, in addition to money market instruments, cash and deposits."</p> <p>As well as investing directly in company shares, the fund will also achieve exposure indirectly through the use of derivatives for efficient portfolio management purposes, for example, at the time of cash inflows to remain fully invested or to reduce transaction costs.</p>	<p><b>Reference Ccy: Euro</b></p> <p>EURO STOXX 50® is a registered trademark of STOXX Limited and has been licensed for certain purposes by Fidelity Funds. The fund described herein is neither sponsored nor promoted, distributed or in any other manner supported by STOXX Limited and STOXX Limited does not assume any liability with respect thereto.</p> <p>For further information please refer to 1.4. 'Additional Information'</p>
<b>Fidelity Funds – European Dynamic Growth Fund</b>	<p>The fund aims to achieve long-term capital growth, principally through investment in an actively managed portfolio of companies that have their head office or exercise a predominant part of their activity in Europe. The fund will typically have a bias towards medium sized companies with a market capitalisation of between 1 and 10 billion Euro.</p> <p>A minimum of 50% of the fund's net assets will be invested in securities deemed to maintain sustainable characteristics, as described in the section entitled "1.3.2(a) Fidelity Sustainable Investing Framework" above. The fund will consider a wide range of environmental and social characteristics on an ongoing basis. Environmental characteristics include but are not limited to climate change mitigation and adaptation, water and waste management, biodiversity, while social characteristics include but are not limited to product safety, supply chain, health and safety and human rights. Environmental and social characteristics are analysed by Fidelity's fundamental analysts and rated through Fidelity Sustainability Ratings.</p> <p>The fund is actively managed and references the MSCI Europe Index (the "Index") for performance comparison only.</p> <p>Shareholders' attention is drawn to the fact that the Index is not an index which integrates environmental and social considerations. Instead, the fund promotes environmental and social characteristics by adhering to the Fidelity Sustainable Investing Framework, as described above.</p>	<p><b>Reference Ccy: Euro</b></p> <p>The fund is subject to the disclosure requirements of article 8 of the SFDR.</p>
<b>Fidelity Funds – European Growth Fund</b>	<p>The fund invests principally in equity securities quoted on European stock exchanges.</p> <p>A minimum of 50% of the fund's net assets will be invested in securities deemed to maintain sustainable characteristics, as described in the section entitled "1.3.2(a) Fidelity Sustainable Investing Framework" above. The fund will consider a wide range of environmental and social characteristics on an ongoing basis. Environmental characteristics include but are not limited to climate change mitigation and adaptation, water and waste management, biodiversity, while social characteristics include but are not limited to product safety, supply chain, health and safety and human rights. Environmental and social characteristics are analysed by Fidelity's fundamental analysts and rated through Fidelity Sustainability Ratings.</p> <p>The fund is actively managed. The Investment Manager will, when selecting investments for the fund and for the purposes of monitoring risk, reference MSCI Europe Index (the "Index") as the Index constituents are representative of the type of companies the fund invests in. The fund's performance can be assessed against its Index.</p> <p>The Investment Manager has a wide range of discretion relative to the Index. While the fund will hold assets that are components of the Index, it may also invest in companies, countries or sectors that are not included in, and that have different weightings from, the Index in order to take advantage of investment opportunities. It is expected that over long time periods, the fund's performance will differ from the Index. However, over short time periods, the fund's performance may be close to the Index, depending on market conditions.</p> <p>Shareholders' attention is drawn to the fact that the Index is not an index which integrates environmental and social considerations. Instead, the fund promotes environmental and social characteristics by adhering to the Fidelity Sustainable Investing Framework, as described above.</p>	<p><b>Reference Ccy: Euro</b></p> <p>The fund is subject to the disclosure requirements of article 8 of the SFDR.</p>



Equity funds		
Fund Name	Investment Objective	Notes
<b>Fidelity Funds – European Larger Companies Fund</b>	<p>The fund aims to achieve long-term growth, primarily through investments in equity securities of larger European Companies.</p> <p>A minimum of 50% of the fund's net assets will be invested in securities deemed to maintain sustainable characteristics, as described in the section entitled "1.3.2(a) Fidelity Sustainable Investing Framework" above. The fund will consider a wide range of environmental and social characteristics on an ongoing basis. Environmental characteristics include but are not limited to climate change mitigation and adaptation, water and waste management, biodiversity, while social characteristics include but are not limited to product safety, supply chain, health and safety and human rights. Environmental and social characteristics are analysed by Fidelity's fundamental analysts and rated through Fidelity Sustainability Ratings.</p> <p>The fund is actively managed. The Investment Manager will, when selecting investments for the fund and for the purposes of monitoring risk, reference MSCI Europe Index (the "Index") as the Index constituents are representative of the type of companies the fund invests in. The fund's performance can be assessed against its Index.</p> <p>The Investment Manager has a wide range of discretion relative to the Index. While the fund will hold assets that are components of the Index, it may also invest in companies, countries or sectors that are not included in, and that have different weightings from, the Index in order to take advantage of investment opportunities. It is expected that over long time periods, the fund's performance will differ from the Index. However, over short time periods, the fund's performance may be close to the Index, depending on market conditions.</p> <p>Shareholders' attention is drawn to the fact that the Index is not an index which integrates environmental and social considerations. Instead, the fund promotes environmental and social characteristics by adhering to the Fidelity Sustainable Investing Framework, as described above.</p>	<p><b>Reference Ccy: Euro</b></p> <p>The fund is subject to the disclosure requirements of article 8 of the SFDR.</p>
<b>Fidelity Funds – European Low Volatility Equity Fund</b>	<p>The fund aims to achieve long-term capital growth, principally through investments in European equity securities. The fund seeks to maintain an overall volatility profile that is lower than the MSCI Europe Index (the "Index"). The Investment Manager is not restricted in its choice of companies either by size or industry, and will choose investments largely determined by the availability of attractive opportunities.</p> <p>A minimum of 50% of the fund's net assets will be invested in securities deemed to maintain sustainable characteristics, as described in the section entitled "1.3.2(a) Fidelity Sustainable Investing Framework" above. The fund will consider a wide range of environmental and social characteristics on an ongoing basis. Environmental characteristics include but are not limited to climate change mitigation and adaptation, water and waste management, biodiversity, while social characteristics include but are not limited to product safety, supply chain, health and safety and human rights. Environmental and social characteristics are analysed by Fidelity's fundamental analysts and rated through Fidelity Sustainability Ratings.</p> <p>The fund is actively managed. The Investment Manager will, when selecting investments for the fund and for the purposes of monitoring risk, reference the Index as the Index constituents are representative of the type of companies the fund invests in. The fund's performance can be assessed against its Index.</p> <p>The Investment Manager has a wide range of discretion relative to the Index. While the fund will hold assets that are components of the Index, it may also invest in companies, countries or sectors that are not included in, and that have different weightings from, the Index in order to take advantage of investment opportunities. It is expected that over long time periods, the fund's performance will differ from the Index. However, over short time periods, the fund's performance may be close to the Index, depending on market conditions.</p> <p>The fund may also seek exposure of up to 15% to closed-ended real estate investment trusts (REITs).</p> <p>Shareholders' attention is drawn to the fact that the Index is not an Index which integrates environmental and social considerations. Instead, the fund promotes environmental and social characteristics by adhering to the Fidelity Sustainable Investing Framework, as described above.</p>	<p><b>Reference Ccy: Euro</b></p> <p>The fund is subject to the disclosure requirements of article 8 of the SFDR.</p>

Equity funds		
Fund Name	Investment Objective	Notes
<b>Fidelity Funds – European Smaller Companies Fund</b>	<p>The fund invests principally in equity securities of small and medium-sized European companies.</p> <p>The fund is actively managed. The Investment Manager will, when selecting investments for the fund and for the purposes of monitoring risk, reference EMIX Smaller European Companies Index (the "Index") as the Index constituents are representative of the type of companies the fund invests in. The fund's performance can be assessed against its Index.</p> <p>The Investment Manager has a wide range of discretion relative to the Index. While the fund will hold assets that are components of the Index, it may also invest in companies, countries or sectors that are not included in, and that have different weightings from, the Index in order to take advantage of investment opportunities. It is expected that over long time periods, the fund's performance will differ from the Index. However, over short time periods, the fund's performance may be close to the Index, depending on market conditions.</p>	<b>Reference Ccy: Euro</b>
<b>Fidelity Funds – FIRST All Country World Fund</b>	<p>The fund aims to achieve long-term capital growth from a portfolio primarily made up of equity securities of companies in developed and emerging market countries throughout the world. The Investment Manager is not restricted in its choice of companies either by size of industry, or in terms of geographical allocation of the portfolio, and will choose investments largely determined by the availability of attractive opportunities. Investments are usually focused in the highest conviction stock recommendations identified by FIL Group research analysts, other than in extreme market conditions or where required to meet the investment objective of the fund. The fund may invest its net assets directly in China A and B Shares.</p> <p>The fund is actively managed. The Investment Manager will, when selecting investments for the fund and for the purposes of monitoring risk consider the MSCI ACWI Index (the "Index") as the Index constituents are representative of the type of companies the fund invests in. When monitoring risk, the Investment Manager may reference the Index for the purpose of setting internal guidelines. These guidelines represent overall levels of exposure relative to the Index Where the fund invests in securities that are included in the Index, its allocation to those securities is likely to differ from the Index allocation. The Investment Manager has a wide range of discretion with regards to the investment selection and may invest in companies, sectors, countries and security types not included in the Index in order to take advantage of investment opportunities although a substantial portion of the fund's investments is likely to be part of the Index Over short time periods, the fund's performance may be close to the Index, depending on market conditions. Over longer time periods, both the fund's portfolio and performance are expected to vary from that of the Index The fund's performance can be assessed against its Index as the Index constituents are representative of the type of companies the fund invests in.</p>	<b>Reference Ccy: USD</b>  <p>The fund can directly invest in China A Shares through the QFII status of FIL Investment Management (Hong Kong) Limited and/or through any permissible means available to the fund under prevailing laws and regulations (including through the Stock Connect or any other eligible means). The fund will invest less than 30% of its net assets directly and/or indirectly in onshore China A and B Shares on an aggregated basis.</p>
<b>Fidelity Funds – FIRST Developed World Fund</b>	<p>The fund aims to achieve long-term capital growth from a portfolio primarily made up of equity securities of companies throughout the developed world. The Investment Manager is not restricted in its choice of companies either by size of industry, or in terms of geographical allocation of the portfolio, and will choose investments largely determined by the availability of attractive opportunities. Investments are usually focused in the highest conviction stock recommendations identified by FIL Group research analysts.</p> <p>The fund is actively managed. The Investment Manager will, when selecting investments for the fund and for the purposes of monitoring risk consider the MSCI World Index (the "Index") as the Index constituents are representative of the type of companies the fund invests in. When monitoring risk, the Investment Manager may reference the Index for the purpose of setting internal guidelines. These guidelines represent overall levels of exposure relative to the Index Where the fund invests in securities that are included in the Index, its allocation to those securities is likely to differ from the Index allocation. The Investment Manager has a wide range of discretion with regards to the investment selection and may invest in companies, sectors, countries and security types not included in the Index in order to take advantage of investment opportunities although a substantial portion of the fund's investments is likely to be part of the Index Over short time periods, the fund's performance may be close to the Index, depending on market conditions. Over longer time periods, both the fund's portfolio and performance are expected to vary from that of the Index The fund's performance can be assessed against its Index as the Index constituents are representative of the type of companies the fund invests in.</p>	<b>Reference Ccy: USD</b>
<b>Fidelity Funds – FIRST European Value Fund</b>	<p>The fund aims to achieve long-term capital growth by investing principally in equity securities which have a value style bias and are issued by companies having their head office or exercising a predominant part of their activity in Europe. Investments are usually focused in the highest conviction stock recommendations identified by FIL Group research analysts, other than in extreme market conditions or where required to meet the investment objective of the fund.</p> <p>The fund is actively managed and references the MSCI Europe Value Index (the "Index") for performance comparison only.</p>	<b>Reference Ccy: Euro</b>

Equity funds		
Fund Name	Investment Objective	Notes
<b>Fidelity Funds – France Fund</b>	<p>The fund invests principally in French equity securities. The fund will have a mixture of investments in larger, medium and smaller sized companies.</p> <p>The fund is actively managed and references the CAC All-Tradable Index (the 'Index') for performance comparison only.</p>	<p><b>Reference Ccy: Euro</b></p> <p>This fund is eligible for the French PEA (Plan d'Epargne en Actions) tax wrapper.</p>
<b>Fidelity Funds – Germany Fund</b>	<p>The fund invests principally in German equity securities.</p> <p>The fund is actively managed. The Investment Manager will, when selecting investments for the fund and for the purposes of monitoring risk, reference HDAX® Total Return Index (the "Index") as the Index constituents are representative of the type of companies the fund invests in. The fund's performance can be assessed against its Index.</p> <p>The Investment Manager has a wide range of discretion relative to the Index. While the fund will hold assets that are components of the Index, it may also invest in companies, countries or sectors that are not included in, and that have different weightings from, the Index in order to take advantage of investment opportunities. It is expected that over long time periods, the fund's performance will differ from the Index. However, over short time periods, the fund's performance may be close to the Index, depending on market conditions.</p>	<p><b>Reference Ccy: Euro</b></p> <p>This fund is eligible for the French PEA (Plan d'Epargne en Actions) tax wrapper.</p>
<b>Fidelity Funds – Global Demographics Fund</b>	<p>The fund aims to achieve long-term capital growth from a portfolio primarily invested in equity securities of companies throughout the world that are able to benefit from demographics changes. Investments will include, but are not limited to, health care and consumer industries companies that stand to benefit from the effects of growing life expectancy in ageing populations, and the creation of wealth in emerging markets. Less than 30% of the fund's assets may be invested in emerging markets. Subject to the above, the Investment Manager is free to select any company regardless of size, industry or location and will concentrate its investment in a more limited number of companies and therefore the resulting portfolio will be less diversified.</p> <p>A minimum of 50% of the fund's net assets will be invested in securities deemed to maintain sustainable characteristics, as described in the section entitled "1.3.2(a) Fidelity Sustainable Investing Framework" above. The fund will consider a wide range of environmental and social characteristics on an ongoing basis. Environmental characteristics include but are not limited to climate change mitigation and adaptation, water and waste management, biodiversity, while social characteristics include but are not limited to product safety, supply chain, health and safety and human rights. Environmental and social characteristics are analysed by Fidelity's fundamental analysts and rated through Fidelity Sustainability Ratings.</p> <p>The fund is actively managed. The Investment Manager will, when selecting investments for the fund and for the purposes of monitoring risk, reference MSCI ACWI Index (the "Index") as the Index constituents are representative of the type of companies the fund invests in. The fund's performance can be assessed against its Index. The Investment Manager has a wide range of discretion relative to the Index. While the fund will hold assets that are components of the Index, it may also invest in companies, countries or sectors that are not included in, and that have different weightings from, the Index in order to take advantage of investment opportunities. It is expected that over long time periods, the fund's performance will differ from the Index. However, over short time periods, the fund's performance may be close to the Index, depending on market conditions.</p> <p>Shareholders' attention is drawn to the fact that the Index is not an index which integrates environmental and social considerations. Instead, the fund promotes environmental and social characteristics by adhering to the Fidelity Sustainable Investing Framework, as described above.</p>	<p><b>Reference Ccy: USD</b></p> <p>As the fund may invest globally, it may invest across different countries and regions. It is unconstrained in the amount it may invest in any single country or region.</p> <p>The fund is subject to the disclosure requirements of article 8 of the SFDR.</p>
<b>Fidelity Funds – Global Financial Services Fund</b>	<p>The fund aims to provide investors with long-term capital growth, principally through investment in the equity securities of companies throughout the world which are involved in providing financial services to consumers and industry. As this fund may invest globally, it may be exposed to countries considered to be emerging markets.</p> <p>The fund is actively managed. The Investment Manager will, when selecting investments for the fund and for the purposes of monitoring risk, reference MSCI AC World Financials Index (the "Index") as the Index constituents are representative of the type of companies the fund invests in. The fund's performance can be assessed against its Index.</p> <p>The Investment Manager has a wide range of discretion relative to the Index. While the fund will hold assets that are components of the Index, it may also invest in companies, countries or sectors that are not included in, and that have different weightings from, the Index in order to take advantage of investment opportunities. It is expected that over long time periods, the fund's performance will differ from the Index. However, over short time periods, the fund's performance may be close to the Index, depending on market conditions.</p>	<p><b>Reference Ccy: Euro</b></p>

Equity funds		
Fund Name	Investment Objective	Notes
<b>Fidelity Funds – Global Focus Fund</b>	<p>The fund aims to achieve long-term capital growth from a portfolio primarily invested in stocks across the world's stock markets. The manager is free to select any company regardless of size, industry or location and will concentrate its investments in a more limited number of companies and therefore the resulting portfolio will be less diversified. As this fund may invest globally, it may be exposed to countries considered to be emerging markets.</p> <p>The fund is actively managed. The Investment Manager will, when selecting investments for the fund and for the purposes of monitoring risk consider the MSCI ACWI Index (the "Index") as the Index constituents are representative of the type of companies the fund invests in. When monitoring risk, the Investment Manager may reference the Index for the purpose of setting internal guidelines. These guidelines represent overall levels of exposure relative to the Index. Where the fund invests in securities that are included in the Index, its allocation to those securities is likely to differ from the Index allocation. The Investment Manager has a wide range of discretion with regards to the investment selection and may invest in companies, sectors, countries and security types not included in the index in order to take advantage of investment opportunities although a substantial portion of the fund's investments is likely to be part of the Index. Over short time periods, the fund's performance may be close to the Index, depending on market conditions. Over longer time periods, both the fund's portfolio and performance are expected to vary from that of the Index. The fund's performance can be assessed against its Index as the Index constituents are representative of the type of companies the fund invests in.</p>	<b>Reference Ccy: USD</b>
<b>Fidelity Funds – Global Health Care Fund</b>	<p>The fund aims to provide investors with long-term capital growth, principally through investment in the equity securities of companies throughout the world which are involved in the design, manufacture, or sale of products and services used for or in connection with health care, medicine or biotechnology.</p> <p>A minimum of 50% of the fund's net assets will be invested in securities deemed to maintain sustainable characteristics, as described in the section entitled "1.3.2(a) Fidelity Sustainable Investing Framework" above. The fund will consider a wide range of environmental and social characteristics on an ongoing basis. Environmental characteristics include but are not limited to climate change mitigation and adaptation, water and waste management, biodiversity, while social characteristics include but are not limited to product safety, supply chain, health and safety and human rights. Environmental and social characteristics are analysed by Fidelity's fundamental analysts and rated through Fidelity Sustainability ratings.</p> <p>The fund is actively managed. The Investment Manager will, when selecting investments for the fund and for the purposes of monitoring risk, reference MSCI AC World Health Care Index (the "Index") as the Index constituents are representative of the type of companies the fund invests in. The fund's performance can be assessed against its Index.</p> <p>The Investment Manager has a wide range of discretion relative to the Index. While the fund will hold assets that are components of the Index, it may also invest in companies, countries or sectors that are not included in, and that have different weightings from, the Index in order to take advantage of investment opportunities. It is expected that over long time periods, the fund's performance will differ from the Index. However, over short time periods, the fund's performance may be close to the Index, depending on market conditions.</p> <p>Shareholders' attention is drawn to the fact that the Index is not an index which integrates environmental and social considerations. Instead, the fund promotes environmental and social characteristics by adhering to the Fidelity Sustainable Investing Framework, as described above.</p>	<b>Reference Ccy: Euro</b> The fund is subject to the disclosure requirements of article 8 of the SFDR.
<b>Fidelity Funds – Global Industrials Fund</b>	<p>The fund aims to provide investors with long-term capital growth, principally through investment in the equity securities of companies throughout the world which are involved in the research, development, manufacture, distribution, supply, or sale of materials, equipment, products or services related to cyclical and natural resources industries. As this fund may invest globally, it may be exposed to countries considered to be emerging markets.</p> <p>The fund is actively managed. The Investment Manager will, when selecting investments for the fund and for the purposes of monitoring risk, reference MSCI AC World Industrials + Materials + Energy Index (the "Index") as the Index constituents are representative of the type of companies the fund invests in. The fund's performance can be assessed against its Index.</p> <p>The Investment Manager has a wide range of discretion relative to the Index. While the fund will hold assets that are components of the Index, it may also invest in companies, countries or sectors that are not included in, and that have different weightings from, the Index in order to take advantage of investment opportunities. It is expected that over long time periods, the fund's performance will differ from the Index. However, over short time periods, the fund's performance may be close to the Index, depending on market conditions.</p>	<b>Reference Ccy: Euro</b>

Equity funds		
Fund Name	Investment Objective	Notes
<b>Fidelity Funds – Global Low Volatility Equity Fund</b>	<p>The fund aims to achieve long-term capital growth from a portfolio primarily made up of the equity securities of companies throughout the developed world. The fund seeks to maintain an overall volatility profile that is lower than the global equity market. The Investment Manager is not restricted in its choice of companies either by size of industry, or in terms of geographical allocation of the portfolio, and will choose investments largely determined by the availability of attractive opportunities.</p> <p>The fund is actively managed. The Investment Manager will, when selecting investments for the fund and for the purposes of monitoring risk, reference MSCI World Index (the "Index") as the Index constituents are representative of the type of companies the fund invests in. The fund's performance can be assessed against its Index.</p> <p>The Investment Manager has a wide range of discretion relative to the Index. While the fund will hold assets that are components of the Index, it may also invest in companies, countries or sectors that are not included in, and that have different weightings from, the Index in order to take advantage of investment opportunities. It is expected that over long time periods, the fund's performance will differ from the Index. However, over short time periods, the fund's performance may be close to the Index, depending on market conditions.</p>	<b>Reference Ccy: USD</b>
<b>Fidelity Funds – Global Property Fund*</b>	<p>The fund aims to achieve a combination of income and long-term capital growth primarily from investments in securities of companies principally engaged in the real estate industry and other real estate related investments.</p> <p>The fund is actively managed. The Investment Manager will, when selecting investments for the fund and for the purposes of monitoring risk consider the FTSE EPRA/NAREIT Developed Index (the "Index") as the Index constituents are representative of the type of companies the fund invests in. When monitoring risk, the Investment Manager may reference the Index for the purpose of setting internal guidelines. These guidelines represent overall levels of exposure relative to the Index. Where the fund invests in securities that are included in the Index, its allocation to those securities is likely to differ from the Index allocation. The Investment Manager has a wide range of discretion with regards to the investment selection and may invest in companies, sectors, countries and security types not included in the Index in order to take advantage of investment opportunities although a substantial portion of the fund's investments is likely to be part of the Index. Over short time periods, the fund's performance may be close to the Index, depending on market conditions. Over longer time periods, both the fund's portfolio and performance are expected to vary from that of the Index. The fund's performance can be assessed against its Index as the Index constituents are representative of the type of companies the fund invests in.</p>	<p><b>Reference Ccy: USD</b></p> <p>As the fund may invest globally, it may invest across different countries and regions. It is unconstrained in the amount it may invest in any single country or region.</p> <p>*This fund is also authorised by the Securities and Futures Commission in Hong Kong under the Securities and Futures Commission Code on Unit Trusts and Mutual Funds and not under the Securities and Futures Commission Code on Real Estate Investment Trusts. SFC authorisation is not a recommendation or endorsement of a scheme nor does it guarantee the commercial merits of a scheme or its performance. It does not mean the scheme is suitable for all investors nor is it an endorsement of its suitability for any particular investor or class of investors.</p>
<b>Fidelity Funds – Global Technology Fund</b>	<p>The fund aims to provide investors with long-term capital growth, principally through investment in the equity securities of companies throughout the world that have, or will, develop products, processes or services that will provide, or will benefit significantly from, technological advances and improvements. As this fund may invest globally, it may be exposed to countries considered to be emerging markets.</p> <p>A minimum of 50% of the fund's net assets will be invested in securities deemed to maintain sustainable characteristics, as described in the section entitled "1.3.2(a) Fidelity Sustainable Investing Framework" above. The fund will consider a wide range of environmental and social characteristics on an ongoing basis. Environmental characteristics include but are not limited to climate change mitigation and adaptation, water and waste management, biodiversity, while social characteristics include but are not limited to product safety, supply chain, health and safety and human rights. Environmental and social characteristics are analysed by Fidelity's fundamental analysts and rated through Fidelity Sustainability Ratings.</p> <p>The fund is actively managed. The Investment Manager will, when selecting investments for the fund and for the purposes of monitoring risk, reference MSCI AC World Information Technology Index (the "Index") as the Index constituents are representative of the type of companies the fund invests in. The fund's performance can be assessed against its Index.</p> <p>The Investment Manager has a wide range of discretion relative to the Index. While the fund will hold assets that are components of the Index, it may also invest in companies, countries or sectors that are not included in, and that have different weightings from, the Index in order to take advantage of investment opportunities. It is expected that over long time periods, the fund's performance will differ from the Index. However, over short time periods, the fund's performance may be close to the Index, depending on market conditions.</p> <p>Shareholders' attention is drawn to the fact that the Index is not an index which integrates environmental and social considerations. Instead, the fund promotes environmental and social characteristics by adhering to the Fidelity Sustainable Investing Framework, as described above.</p>	<p><b>Reference Ccy: Euro</b></p> <p>The fund is subject to the disclosure requirements of article 8 of the SFDR.</p>

Equity funds		
Fund Name	Investment Objective	Notes
<b>Fidelity Funds - Global Thematic Opportunities Fund</b>	<p>The fund aims to achieve long-term capital growth from a portfolio primarily made up of equity securities of companies throughout the world including emerging markets. The fund aims to invest in multiple long-term market themes by investing in securities that may benefit from structural and/or secular (i.e. long term and not cyclical) changes in economic and social factors, such as disruptive technologies, demographics and climate change. Secular changes generally last for ten years or more and can lead to structural changes.</p> <p>Disruptive technologies are innovations that meaningfully change consumer, industry or company behavior. Demographic trends are long-term dynamics including those related to ageing population (including companies relating to healthcare and retirement consumption), growth of the middle class (companies exposed to increased consumption, increasing financial services and urbanization), and population growth (including companies exposed to scarcity of resources and need for improving productivity and automation). The Investment Manager has the discretion on the choice of themes the fund invests in.</p> <p>The Investment Manager may invest in any country and in any currency and is not restricted in its choice of companies either by size or industry.</p> <p>The fund may invest its net assets directly in China A and B Shares.</p> <p>The fund may also seek exposure of up to 20% of its net assets to closed-ended real estate investment trusts (REITs).</p> <p>A minimum of 50% of the fund's net assets will be invested in securities deemed to maintain sustainable characteristics, as described in the section entitled "1.3.2(a) Fidelity Sustainable Investing Framework" above. The fund will consider a wide range of environmental and social characteristics on an ongoing basis. Environmental characteristics include but are not limited to climate change mitigation and adaptation, water and waste management, biodiversity, while social characteristics include but are not limited to product safety, supply chain, health and safety and human rights. Environmental and social characteristics are analysed by Fidelity's fundamental analysts and rated through Fidelity Sustainability Ratings.</p> <p>The fund is actively managed and references the MSCI ACWI Index (the "Index") for performance comparison only.</p> <p>Shareholders' attention is drawn to the fact that the Index is not an index which integrates environmental and social considerations. Instead, the fund promotes environmental and social characteristics by adhering to the Fidelity Sustainable Investing Framework, as described above.</p>	<p><b>Reference Ccy: USD</b></p> <p>As the fund may invest globally, it may invest across different countries and regions. It is unconstrained in the amount it may invest in any single country or region.</p> <p>The dividend or payout policy of the underlying closed-ended REITs is not representative of the dividend or payout policy of this fund.</p> <p>The fund can directly invest in China A Shares through the QFII status of FIL Investment Management (Hong Kong) Limited or through any permissible means available to the fund under prevailing laws and regulations (including through the Stock Connect or any other eligible means).</p> <p>The fund will invest less than 30% of its net assets directly and/or indirectly in onshore China A and B Shares on an aggregated basis.</p> <p>The fund is subject to the disclosure requirements of article 8 of the SFDR.</p>
<b>Fidelity Funds - Greater China Fund</b>	<p>The fund invests principally in equity securities quoted on stock exchanges in the Greater China region, which includes Hong Kong, China and Taiwan. This region includes certain countries considered to be emerging markets. The fund may invest its net assets directly in China A and B Shares.</p> <p>The fund is actively managed. The Investment Manager will, when selecting investments for the fund and for the purposes of monitoring risk consider the MSCI Golden Dragon Index (the "Index") as the Index constituents are representative of the type of companies the fund invests in. When monitoring risk, the Investment Manager may reference the Index for the purpose of setting internal guidelines. These guidelines represent overall levels of exposure relative to the Index. Where the fund invests in securities that are included in the Index, its allocation to those securities is likely to differ from the Index allocation. The Investment Manager has a wide range of discretion with regards to the investment selection and may invest in companies, sectors, countries and security types not included in the Index in order to take advantage of investment opportunities although a substantial portion of the fund's investments is likely to be part of the Index. Over short time periods, the fund's performance may be close to the Index, depending on market conditions. Over longer time periods, both the fund's portfolio and performance are expected to vary from that of the Index. The fund's performance can be assessed against its Index as the Index constituents are representative of the type of companies the fund invests in.</p>	<p><b>Reference Ccy: USD</b></p> <p>The fund can directly invest in China A Shares through the QFII status of FIL Investment Management (Hong Kong) Limited and/or through any permissible means available to the fund under prevailing laws and regulations (including through the Stock Connect or any other eligible means) or indirectly such as by way of China A share access products including, but not limited to, equity linked notes, participation notes, credit-linked notes or funds investing in China A Shares.</p> <p>The fund will invest up to 60% of its net assets directly and/or indirectly in onshore China A and B Shares on an aggregated basis.</p> <p>The fund invests in the Greater China region, which includes Hong Kong, China and Taiwan and may invest in different countries in this region. It is unconstrained in the amount that it may invest in any country in this region.</p>

Equity funds		
Fund Name	Investment Objective	Notes
<b>Fidelity Funds – Greater China Fund II</b>	<p>The fund invests principally in equity securities quoted on stock exchanges in the Greater China region, which includes Hong Kong, China and Taiwan. This region includes certain countries considered to be emerging markets. The fund will be in compliance with the investment guidelines issued by the Singapore Central Provident Fund Board. The fund may invest its net assets directly in China A and B Shares.</p> <p>The fund is actively managed. The Investment Manager will, when selecting investments for the fund and for the purposes of monitoring risk consider the MSCI Golden Dragon Index (the "Index") as the Index constituents are representative of the type of companies the fund invests in. When monitoring risk, the Investment Manager may reference the Index for the purpose of setting internal guidelines. These guidelines represent overall levels of exposure relative to the Index Where the fund invests in securities that are included in the Index, its allocation to those securities is likely to differ from the Index allocation. The Investment Manager has a wide range of discretion with regards to the investment selection and may invest in companies, sectors, countries and security types not included in the Index in order to take advantage of investment opportunities although a substantial portion of the fund's investments is likely to be part of the Index Over short time periods, the fund's performance may be close to the Index, depending on market conditions. Over longer time periods, both the fund's portfolio and performance are expected to vary from that of the Index The fund's performance can be assessed against its Index as the Index constituents are representative of the type of companies the fund invests in.</p>	<p><b>Reference Ccy: USD</b></p> <p>The fund invests in the Greater China region, which includes Hong Kong, China and Taiwan and may invest in different countries in this region. It is unconstrained in the amount that it may invest in any country in this region.</p> <p>The fund can directly invest in China A Shares through the QFII status of FIL Investment Management (Hong Kong) Limited and/or through any permissible means available to the fund under prevailing laws and regulations (including through the Stock Connect or any other eligible means) or indirectly such as by way of China A share access products including, but not limited to, equity linked notes, participation notes, credit-linked notes or funds investing in China A Shares.</p> <p>The fund will invest less than 60% of its net assets directly and/or indirectly in onshore China A and B Shares on an aggregated basis.</p> <p>Investors should note that complying with the investment guidelines issued by the Singapore Central Provident Fund Board might have an implication on the fund's risk rating and investment allocation.</p>
<b>Fidelity Funds – Iberia Fund</b>	<p>The fund invests principally in Spanish and Portuguese equity securities.</p> <p>The fund is actively managed and references 80% MSCI Spain Index; 20% MSCI Portugal Index (the "Index") for performance comparison only.</p>	<p><b>Reference Ccy: Euro</b></p> <p>This fund is eligible for the French PEA (Plan d'Epargne en Actions) tax wrapper.</p>
<b>Fidelity Funds – India Focus Fund</b>	<p>The fund aims to provide long-term growth, principally through investment in equity securities of Indian companies listed in India, as well as securities in non -Indian companies which have a significant portion of their activities in India. India is considered to be an emerging market.</p> <p>A minimum of 50% of the fund's net assets will be invested in securities deemed to maintain sustainable characteristics, as described in the section entitled "1.3.2(a) Fidelity Sustainable Investing Framework" above. The fund will consider a wide range of environmental and social characteristics on an ongoing basis. Environmental characteristics include but are not limited to climate change mitigation and adaptation, water and waste management, biodiversity, while social characteristics include but are not limited to product safety, supply chain, health and safety and human rights. Environmental and social characteristics are analysed by Fidelity's fundamental analysts and rated through Fidelity Sustainability Ratings.</p> <p>The fund is actively managed. The Investment Manager will, for the purposes of monitoring risk, reference MSCI India Capped 8% Index (the "Index") as the Index constituents are representative of the type of companies the fund invests in. The fund's performance can be assessed against its Index.</p> <p>The Investment Manager has a wide range of discretion relative to the Index. While the fund will hold assets that are components of the Index, it may also invest in companies, countries or sectors that are not included in, and that have different weightings from, the Index in order to take advantage of investment opportunities. It is expected that over long time periods, the fund's performance will differ from the Index. However, over short time periods, the fund's performance may be close to the Index, depending on market conditions.</p> <p>Shareholders' attention is drawn to the fact that the Index is not an index which integrates environmental and social considerations. Instead, the fund promotes environmental and social characteristics by adhering to the Fidelity Sustainable Investing Framework, as described above.</p>	<p><b>Reference Ccy: USD</b></p> <p>The fund is subject to the disclosure requirements of article 8 of the SFDR.</p>

Equity funds		
Fund Name	Investment Objective	Notes
<b>Fidelity Funds – Indonesia Fund</b>	<p>The fund invests principally in Indonesian equity securities. Indonesia is considered to be an emerging market.</p> <p>The fund is actively managed. The Investment Manager will, when selecting investments for the fund and for the purposes of monitoring risk, reference MSCI Indonesia IMI Capped 8% Index (the "Index") as the Index constituents are representative of the type of companies the fund invests in. The fund's performance can be assessed against its Index.</p> <p>The Investment Manager has a wide range of discretion relative to the Index. While the fund will hold assets that are components of the Index, it may also invest in companies, countries or sectors that are not included in, and that have different weightings from, the Index in order to take advantage of investment opportunities. It is expected that over long time periods, the fund's performance will differ from the Index. However, over short time periods, the fund's performance may be close to the Index, depending on market conditions.</p>	<b>Reference Ccy: USD</b>
<b>Fidelity Funds – Italy Fund</b>	<p>The fund aims to provide long-term capital growth by investing principally in Italian equity securities.</p> <p>The fund is actively managed and references the FTSE Italia All Share Index (the 'Index') for performance comparison only.</p> <p><b>Portfolio Information:</b></p> <p>The fund shall invest at least 70% of its assets in shares issued by companies not engaged in real estate business, which are resident in Italy or in another EU or EEA Member State with a permanent establishment in Italy.</p> <p>The fund cannot invest more than 10% of its assets in financial instruments issued by, or entered into with the same company, or companies belonging to the same group, or in cash deposits.</p> <p>The fund cannot invest in financial instruments issued by, or entered into with, companies which are not resident in countries that allow an adequate exchange of information with Italy.</p> <p>Investments in derivatives are permitted only outside the above 70% threshold and exclusively for hedging purposes.</p> <p><b>Piano Individuale di Risparmio a lungo termine (PIR) Eligibility:</b></p> <p>Without prejudice to the investment restrictions set out in Part V of this Prospectus and in accordance with the Italian Law No. 232 of 11 December 2016 (as amended), at least 17.5% of the fund's assets shall be securities issued by companies which are not listed in the FTSE MIB index or in any equivalent indices, and at least 3.5% of the fund's assets shall be securities issued by companies which are not listed in the FTSE MIB index, FTSE Mid Cap index or in any equivalent indices.</p>	<p><b>Reference Ccy: Euro</b></p> <p>This fund is eligible for the French PEA (Plan d'Epargne en Actions) and the Italian PIR (Piano Individuale di Risparmio a lungo termine) tax wrappers.</p>
<b>Fidelity Funds – Japan Advantage Fund</b>	<p>The fund invests principally in equity securities of Japanese companies listed on a Japanese stock exchange. The fund will primarily invest in equity securities of companies Fidelity considers to be undervalued.</p> <p>The fund is actively managed. The Investment Manager will, when selecting investments for the fund and for the purposes of monitoring risk, reference TOPIX Total Return Index (the "Index") as the Index constituents are representative of the type of companies the fund invests in. The fund's performance can be assessed against its Index.</p> <p>The Investment Manager has a wide range of discretion relative to the Index. While the fund will hold assets that are components of the Index, it may also invest in companies, countries or sectors that are not included in, and that have different weightings from, the Index in order to take advantage of investment opportunities. It is expected that over long time periods, the fund's performance will differ from the Index. However, over short time periods, the fund's performance may be close to the Index, depending on market conditions.</p>	<b>Reference Ccy: JPY</b>
<b>Fidelity Funds – Japan Aggressive Fund</b>	<p>The fund's investment objective is to achieve long-term capital appreciation. The fund will invest primarily in equity securities of companies in Japan. There is no policy to restrict investment to particular economic sectors.</p> <p>The fund is actively managed and references the TOPIX Total Return Index (the "Index") for performance comparison only.</p>	<b>Reference Ccy: JPY</b>



Equity funds		
Fund Name	Investment Objective	Notes
<b>Fidelity Funds – Japan Smaller Companies Fund</b>	<p>The fund invests principally in smaller and emerging companies in Japan, including those listed on regional stock exchanges in Japan and on the Tokyo over-the-counter market.</p> <p>The fund is actively managed. The Investment Manager will, when selecting investments for the fund and for the purposes of monitoring risk, reference Russell/Nomura Mid Small Cap Japan with Dividends Index (the "Index") as the Index constituents are representative of the type of companies the fund invests in. The fund's performance can be assessed against its Index.</p> <p>The Investment Manager has a wide range of discretion relative to the Index. While the fund will hold assets that are components of the Index, it may also invest in companies, countries or sectors that are not included in, and that have different weightings from, the Index in order to take advantage of investment opportunities. It is expected that over long time periods, the fund's performance will differ from the Index. However, over short time periods, the fund's performance may be close to the Index, depending on market conditions.</p>	<b>Reference Ccy: JPY</b>
<b>Fidelity Funds – Latin America Fund</b>	<p>The fund invests principally in the equity securities of Latin American issuers. This region includes certain countries considered to be emerging markets.</p> <p>The fund is actively managed. The Investment Manager will, for the purposes of monitoring risk, reference MSCI EM Latin America Index (the "Index") as the Index constituents are representative of the type of companies the fund invests in. The fund's performance can be assessed against its Index.</p> <p>The Investment Manager has a wide range of discretion relative to the Index. While the fund will hold assets that are components of the Index, it may also invest in companies, countries or sectors that are not included in, and that have different weightings from, the Index in order to take advantage of investment opportunities. It is expected that over long time periods, the fund's performance will differ from the Index. However, over short time periods, the fund's performance may be close to the Index, depending on market conditions.</p>	<b>Reference Ccy: USD</b>  The fund invests in Latin America and may invest in different countries in this region. It is unconstrained in the amount that it may invest in any country in this region.
<b>Fidelity Funds – Malaysia Fund</b>	<p>The fund invests principally in Malaysian equity securities. Malaysia is considered to be an emerging market.</p> <p>The fund is actively managed. The Investment Manager will, when selecting investments for the fund and for the purposes of monitoring risk, consider the MSCI Malaysia IMI Custom Capped Index (the "Index") as the Index constituents are representative of the type of companies the fund invests in. When monitoring risk, the Investment Manager references the Index for the purpose of setting internal guidelines. These guidelines represent overall levels of exposure relative to the Index and do not imply that the fund will invest in the Index constituents although a substantial portion of the fund's investments is likely to be part of the Index. Where the fund invests in securities that are included in the Index, its allocation to those securities is likely to differ from the Index allocation. However, given that the market in which the fund invests is highly concentrated, the overlap between the fund's portfolio and the Index is expected to be high. The fund's performance can be assessed against its Index as the Index constituents are representative of the type of companies the fund invests in.</p>	<b>Reference Ccy: USD</b>
<b>Fidelity Funds – Nordic Fund</b>	<p>The fund invests principally in equity securities quoted on the stock exchanges in Finland, Norway, Denmark and Sweden. The fund will have a mixture of investments in larger, medium and smaller sized companies.</p> <p>The fund is actively managed and references the FTSE Nordic 30 Index (the 'Index') for performance comparison only.</p>	<b>Reference Ccy: SEK</b>  The fund invests in Finland, Norway, Denmark and Sweden and may invest in different countries in this region. It is unconstrained in the amount that it may invest in any country in this region. This fund is eligible for the French PEA (Plan d'Epargne en Actions) tax wrapper.
<b>Fidelity Funds – Pacific Fund</b>	<p>The fund invests principally in an actively managed portfolio of equities in the Asia Pacific region. The Asia Pacific region comprises countries / areas including, but not limited to, Japan, Australia, China, Hong Kong, India, Indonesia, Korea, Malaysia, New Zealand, Philippines, Singapore, Taiwan and Thailand. This region includes certain countries considered to be emerging markets. The fund may invest its net assets directly in China A and B Shares.</p> <p>The fund is actively managed. The Investment Manager will, when selecting investments for the fund and for the purposes of monitoring risk, reference MSCI AC Pacific Index (the "Index") as the Index constituents are representative of the type of companies the fund invests in. The fund's performance can be assessed against its Index.</p> <p>The Investment Manager has a wide range of discretion relative to the Index. While the fund will hold assets that are components of the Index, it may also invest in companies, countries or sectors that are not included in, and that have different weightings from, the Index in order to take advantage of investment opportunities. It is expected that over long time periods, the fund's performance will differ from the Index. However, over short time periods, the fund's performance may be close to the Index, depending on market conditions.</p>	<b>Reference Ccy: USD</b>  The fund invests in the Asia Pacific region and may invest in different countries in this region. It is unconstrained in the amount that it may invest in any country in this region.  The fund can directly invest in China A Shares through the QFII status of FIL Investment Management (Hong Kong) Limited and/or through any permissible means available to the fund under prevailing laws and regulations (including through the Stock Connect or any other eligible means).  The fund will invest less than 30% of its net assets directly and/or indirectly in onshore China A and B Shares on an aggregated basis.

Equity funds		
Fund Name	Investment Objective	Notes
<b>Fidelity Funds – Singapore Fund</b>	<p>The fund invests principally in equity securities quoted on the stock exchange in Singapore.</p> <p>The fund is actively managed. The Investment Manager will, when selecting investments for the fund and for the purposes of monitoring risk, consider the FTSE Straits Times All Share Custom Index (the "Index") as the Index constituents are representative of the type of companies the fund invests in. When monitoring risk, the Investment Manager references the Index for the purpose of setting internal guidelines. These guidelines represent overall levels of exposure relative to the Index and do not imply that the fund will invest in the Index constituents although a substantial portion of the fund's investments is likely to be part of the Index. Where the fund invests in securities that are included in the Index, its allocation to those securities is likely to differ from the Index allocation. However, given that the market in which the fund invests is highly concentrated, the overlap between the fund's portfolio and the Index is expected to be high. The fund's performance can be assessed against its Index as the Index constituents are representative of the type of companies the fund invests in.</p>	<b>Reference Ccy: USD</b>
<b>Fidelity Funds – Sustainable Asia Equity Fund</b>	<p>The fund aims to achieve long-term capital growth from a portfolio primarily made up of equity securities issued by companies that are listed in, incorporated or have their domicile in, or exercise a majority of their activity in Asia excluding Japan.</p> <p>The fund is part of the Fidelity Sustainable Family of Funds and adopts a Sustainable Focused strategy under which a minimum of 70% of the fund's net assets will be invested in securities deemed to maintain sustainable characteristics, as described in the section entitled "1.3.2 (b) Fidelity Sustainable Family of Funds". The fund will consider a wide range of environmental and social characteristics on an ongoing basis. Environmental characteristics include, but are not limited to, climate change mitigation and adaptation, water and waste management and biodiversity, while social characteristics include, but are not limited to, product safety, supply chain, health and safety and human rights. Controversies involving environmental and social characteristics are regularly monitored. Environmental and social characteristics are analysed by Fidelity's fundamental analysts and rated through Fidelity Sustainability Ratings. The fund seeks to promote these characteristics by adhering to the Fidelity Sustainable Family Framework. In addition, the Investment Manager will exclude investments in issuers having exposure to coal-fired electric utilities and crude palm oil.</p> <p>The largest ten securities held in the fund's portfolio may account for 50% or more of the fund's Net Asset Value, resulting in a reasonably concentrated portfolio.</p> <p>The fund may invest its net assets directly in China A and B Shares.</p> <p>The fund is actively managed. The Investment Manager will, for the purposes of monitoring risk, reference MSCI AC Asia ex Japan Index (the "Index") as the Index constituents are representative of the type of companies the fund invests in. The fund's performance can be assessed against its Index.</p> <p>The Investment Manager has a wide range of discretion relative to the Index. While the fund will hold assets that are components of the Index, it may also invest in companies, countries or sectors that are not included in, and that have different weightings from, the Index in order to take advantage of investment opportunities. It is expected that over long time periods, the fund's performance will differ from the Index. However, over short time periods, the fund's performance may be close to the Index, depending on market conditions.</p> <p>Shareholders' attention is drawn to the fact that the Index is not an index which integrates environmental and social considerations. Instead, the fund promotes environmental and social characteristics by adhering to the Fidelity Sustainable Family Framework, as described above.</p>	<p><b>Reference Ccy: USD</b></p> <p>The fund invests in Asia excluding Japan and may invest in different countries in this region, which may include emerging markets such as Vietnam and Sri Lanka. It is unconstrained in the amount that it may invest in any country in this region.</p> <p>The fund can directly invest in China A Shares through the QFII status of FIL Investment Management (Hong Kong) Limited and/or through any permissible means available to the fund under prevailing laws and regulations (including through the Stock Connect or any other eligible means)</p> <p>The fund will invest less than 30% of its net assets directly and/or indirectly in onshore China A and B Shares on an aggregated basis.</p> <p>The fund is subject to the disclosure requirements of article 8 of the SFDR.</p>

Equity funds		
Fund Name	Investment Objective	Notes
<b>Fidelity Funds - Sustainable China A Shares Fund</b>	<p>The fund aims to achieve long-term capital growth by investing primarily in equity securities of companies that are listed or traded on stock exchanges in China. China is considered to be an emerging market.</p> <p>The fund is part of the Fidelity Sustainable Family of Funds and adopts a Sustainable Focused strategy under which a minimum of 70% of the fund's net assets will be invested in securities deemed to maintain sustainable characteristics, as described in the section entitled "1.3.2 (b) Fidelity Sustainable Family of Funds". The fund will consider a wide range of environmental and social characteristics on an ongoing basis. Environmental characteristics include, but are not limited to, climate change mitigation and adaptation, water and waste management and biodiversity, while social characteristics include, but are not limited to, product safety, supply chain, health and safety and human rights. Controversies involving environmental and social characteristics are regularly monitored. Environmental and social characteristics are analysed by Fidelity's fundamental analysts and rated through Fidelity Sustainability Ratings. The fund seeks to promote these characteristics by adhering to the Fidelity Sustainable Family Framework. In addition, the Investment Manager will exclude investments in issuers having exposure to thermal coal mining, coal-fired electric utilities and crude palm oil.</p> <p>The fund is actively managed. The Investment Manager will, when selecting investments for the fund and for the purposes of monitoring risk, reference MSCI China A International Net USD Index (the "Index") as the Index constituents are representative of the type of companies the fund invests in. The fund's performance can be assessed against its Index. The Investment Manager has a wide range of discretion relative to the Index. While the fund will hold assets that are components of the Index, it may also invest in companies, countries or sectors that are not included in, and that have different weightings from, the Index in order to take advantage of investment opportunities. It is expected that over long time periods, the fund's performance will differ from the Index. However, over short time periods the fund's performance may be close to the Index, depending on market conditions.</p> <p>Shareholders' attention is drawn to the fact that the Index is not an index which integrates environmental and social considerations. Instead, the fund promotes environmental and social characteristics by adhering to the Fidelity Sustainable Family Framework, as described above.</p> <p><b><u>Portfolio Information</u></b></p> <p>The fund will invest up to 100% of its net assets directly and/or indirectly in onshore China A and B Shares on an aggregated basis with direct investments being up to 100% of its assets. The fund may invest, in aggregate, up to 100% of its net assets directly in China A Shares listed on the ChiNext market and/or the STAR Board. Less than 70% of the fund's net assets will be invested in China A Shares through the QFII status.</p>	<p><b>Reference Ccy: USD</b></p> <p>The fund may invest directly in China A Shares through the QFII status of FIL Investment Management (Hong Kong) Limited and/or through any permissible means available to the fund under prevailing laws and regulations (including through the Stock Connect or any other eligible means) or indirectly such as by way of China A share access products including, but not limited to, equity linked notes, participation notes, or funds investing in China A Shares.</p> <p>The fund is subject to the disclosure requirements of article 8 of the SFDR.</p>

Equity funds		
Fund Name	Investment Objective	Notes
<b>Fidelity Funds – Sustainable Climate Solutions Fund</b>	<p>The fund aims to achieve long term capital growth primarily through investments in equity securities of companies throughout the world, including those in countries considered to be emerging markets.</p> <p>The fund actively seeks to select companies which are enabling global decarbonisation via technologies and solutions which materially reduce greenhouse gas (CO<sub>2</sub> eq) emissions versus incumbent technologies. Decarbonisation is measure in two ways, as described in the portfolio information section below. Investments will include companies involved in the design, manufacture or sale of products or services in technologies or solutions such as (but not limited to): electric vehicles, green hydrogen, autonomous vehicles, ride pooling, renewable energy, smart grids, industrial automation, agricultural efficiency, cloud computing, cellular networks, building efficiency solutions (including insulation, LED lighting and smart building systems) recycling, alternative meat / milk, e health, e work, and e learning. This list of low greenhouse gas (CO<sub>2</sub> eq) technologies is not exclusive and can expand to include new solutions in the future.</p> <p>The fund is part of the Fidelity Sustainable Family of Funds and adopts a Sustainable Thematic strategy under which a minimum of 70% of the fund's net assets will be invested in securities deemed to maintain sustainable characteristics, as described in the section entitled "1.3.2 (b) Fidelity Sustainable Family of Funds".</p> <p>Controversies involving environmental characteristics are regularly monitored. Environmental characteristics are analysed by Fidelity's fundamental analysts and rated through Fidelity Sustainability Ratings. The fund seeks to promote these characteristics by adhering to the Fidelity Sustainable Family Framework.</p> <p>The fund may invest its assets directly in China A and B shares.</p> <p>The fund is actively managed. The Investment Manager will, when selecting investments for the fund and for the purposes of monitoring risk, reference MSCI ACWI Index (the "Index") as the Index constituents are representative of the type of companies the fund invests in. The fund's performance can be assessed against its Index.</p> <p>The Investment Manager has a wide range of discretion relative to the Index. While the fund will hold assets that are components of the Index, it may also invest in companies, countries or sectors that are not included in, and that have different weightings from, the Index in order to take advantage of investment opportunities. It is expected that over long time periods, the fund's performance will differ from the Index. However, over short time periods the fund's performance may be close to the Index, depending on market conditions.</p> <p>Shareholders' attention is drawn to the fact that the Index is not an index which integrates environmental considerations. Instead, the fund promotes environmental characteristics by adhering to the Fidelity Sustainable Family Framework, as described above.</p> <p><b>Portfolio information:</b></p> <p>Decarbonisation is measured in two different ways:</p> <ol style="list-style-type: none"> <li>1. The percentage reduction in greenhouse gas (CO<sub>2</sub>-eq) emissions if the global economy fully adopts the solutions, included in the investment universe.</li> <li>2. The absolute kilotons greenhouse gas (CO<sub>2</sub>-eq) emissions offset per year by the solutions the target companies help develop.</li> </ol>	<p><b>Reference Ccy: USD</b></p> <p>The fund can directly invest in China A Shares through the QFII status of FIL Investment Management (Hong Kong) Limited and/or through any permissible means available to the fund under prevailing laws and regulations (including through the Stock Connect or any other eligible means) or indirectly such as by way of China A share access products including, but not limited to, equity linked notes, participation notes, credit-linked notes or funds investing in China A Shares.</p> <p>The fund will invest less than 30% of its net assets directly and/or indirectly in China A Shares and China B Shares on an aggregated basis.</p> <p>The fund is subject to the disclosure requirements of article 8 of the SFDR.</p>

Equity funds		
Fund Name	Investment Objective	Notes
<b>Fidelity Funds – Sustainable Consumer Brands Fund</b>	<p>The fund aims to provide investors with long-term capital growth, primarily through investment in the equity securities of companies throughout the world, including those in countries considered to be emerging markets and linked to the theme of consumer brands (i.e. companies with intellectual property, pricing power and strong track record of growth). Investments will include, but will not be limited to, companies involved in the designing, manufacturing, marketing and/or selling of branded consumer goods and/or services. The strategy aims to give investors exposure to consumer brands as outlined above.</p> <p>The fund is part of the Fidelity Sustainable Family of Funds and adopts a Sustainable Thematic strategy under which a minimum of 70% of the fund's net assets will be invested in securities deemed to maintain sustainable characteristics, as described in the section entitled "1.3.2 (b) Fidelity Sustainable Family of Funds".</p> <p>The fund will consider a wide range of environmental and social characteristics on an ongoing basis. Environmental characteristics include, but are not limited to, climate change mitigation and adaptation, water and waste management and biodiversity, while social characteristics include, but are not limited to, product safety, supply chain, health and safety and human rights. Controversies involving environmental and social characteristics are regularly monitored. Environmental and social characteristics are analysed by Fidelity's fundamental analysts and rated through Fidelity Sustainability Ratings. The fund seeks to promote these characteristics by adhering to the Fidelity Sustainable Family Framework.</p> <p>The largest ten securities held in the fund's portfolio may account for 50% or more of the fund's Net Asset Value, resulting in a reasonably concentrated portfolio.</p> <p>The fund may invest its assets directly in China A and B Shares.</p> <p>The fund is actively managed. The Investment Manager will, when selecting investments for the fund and for the purposes of monitoring risk, reference MSCI ACWI Index (the "Index") as the Index constituents are representative of the type of companies the fund invests in. The fund's performance can be assessed against its Index.</p> <p>The Investment Manager has a wide range of discretion relative to the Index. While the fund will hold assets that are components of the Index, it may also invest in companies, countries or sectors that are not included in, and that have different weightings from, the Index in order to take advantage of investment opportunities. It is expected that over long time periods, the fund's performance will differ from the Index. However, over short time periods, the fund's performance may be close to the Index, depending on market conditions.</p> <p>Shareholders' attention is drawn to the fact that the Index is not an index which integrates environmental and social considerations. Instead, the fund promotes environmental characteristics by adhering to the Fidelity Sustainable Family Framework, as described above.</p>	<p><b>Reference Ccy: USD</b></p> <p>The fund can directly invest in China A shares through the QFII status of FIL Investment Management (Hong Kong) Limited and/or through any permissible means available to the fund under prevailing laws and regulations (including through the Stock Connect or any other eligible means) or indirectly such as by way of China A share access products including, but not limited to, equity linked notes, participation notes, credit-linked notes or funds investing in China A Shares.</p> <p>The fund will invest less than 30% of its net assets directly and/or indirectly in China A Shares and China B Shares on an aggregated basis.</p> <p>The fund is subject to the disclosure requirements of article 8 of the SFDR.</p>

Equity funds		
Fund Name	Investment Objective	Notes
<b>Fidelity Funds – Sustainable European Smaller Companies Fund</b>	<p>The fund aims to achieve long-term capital growth from a portfolio primarily made up of equity securities issued by small and medium-sized European companies.</p> <p>The fund is part of the Fidelity Sustainable Family of Funds and adopts a Sustainable Focused strategy under which a minimum of 70% of the fund's net assets will be invested in securities deemed to maintain sustainable characteristics, as described in the section entitled "1.3.2 (b) Fidelity Sustainable Family of Funds". The fund will consider a wide range of environmental and social characteristics on an ongoing basis. Environmental characteristics include, but are not limited to, climate change mitigation and adaptation, water and waste management and biodiversity, while social characteristics include, but are not limited to, product safety, supply chain, health and safety and human rights. Controversies involving environmental and social characteristics are regularly monitored. Environmental and social characteristics are analysed by Fidelity's fundamental analysts and rated through Fidelity Sustainability Ratings. The fund seeks to promote these characteristics by adhering to the Fidelity Sustainable Family Framework.</p> <p>In addition, the Investment Manager will exclude investment in issuers that are air and cruise line companies, or having exposure to gambling, alcohol, adult entertainment, mining, oil and thermal coal.</p> <p>The fund is actively managed. The Investment Manager will, when selecting investments for the fund and for the purposes of monitoring risk, reference MSCI Europe Small Cap Index (the "Index") as the Index constituents are representative of the type of companies the fund invests in. The fund's performance can be assessed against its Index.</p> <p>The Investment Manager has a wide range of discretion relative to the Index. While the fund will hold assets that are components of the Index, it may also invest in companies, countries or sectors that are not included in, and that have different weightings from, the Index in order to take advantage of investment opportunities. It is expected that over long time periods, the fund's performance will differ from the Index. However, over short time periods, the fund's performance may be close to the Index, depending on market conditions.</p> <p>Shareholders' attention is drawn to the fact that the Index is not an index which integrates environmental and social considerations. Instead, the fund promotes environmental and social characteristics by adhering to the Fidelity Sustainable Family Framework, as described above.</p>	<p><b>Reference Ccy: Euro</b></p> <p>The fund is subject to the disclosure requirements of article 8 of the SFDR.</p>
<b>Fidelity Funds – Sustainable Europe Equity Fund</b>	<p>The fund aims to achieve long-term growth, primarily through investments in European equity securities.</p> <p>The fund is part of the Fidelity Sustainable Family of Funds and adopts a Sustainable Focused strategy under which a minimum of 70% of the fund's net assets will be invested in securities deemed to maintain sustainable characteristics, as described in the section entitled "1.3.2 (b) Fidelity Sustainable Family of Funds". The fund will consider a wide range of environmental and social characteristics on an ongoing basis. Environmental characteristics include, but are not limited to, climate change mitigation and adaptation, water and waste management and biodiversity, while social characteristics include, but are not limited to, product safety, supply chain, health and safety and human rights. Controversies involving environmental and social characteristics are regularly monitored. Environmental and social characteristics are analysed by Fidelity's fundamental analysts and rated through Fidelity Sustainability Ratings. The fund seeks to promote these characteristics by adhering to the Fidelity Sustainable Family Framework;</p> <p>The fund is actively managed. The Investment Manager will, when selecting investments for the fund and for the purposes of monitoring risk, reference the MSCI Europe Index (the "Index") as the Index constituents are representative of the type of companies the fund invests in. The fund's performance can be assessed against its Index.</p> <p>The Investment Manager has a wide range of discretion relative to the Index. While the fund will hold assets that are components of the Index, it may also invest in companies, countries or sectors that are not included in, and that have different weightings from the Index in order to take advantage of investment opportunities. It is expected that over long time periods, the fund's performance will differ from the Index. However, over short time periods, the fund's performance may be close to the Index, depending on market conditions.</p> <p>Shareholders' attention is drawn to the fact that the Index is not an index which integrates environmental and social considerations. Instead, the fund promotes environmental and social characteristics by adhering to the Fidelity Sustainable Family Framework, as described above.</p>	<p><b>Reference Ccy: Euro</b></p> <p>The fund is subject to the disclosure requirements of article 8 of the SFDR.</p>

Equity funds		
Fund Name	Investment Objective	Notes
<b>Fidelity Funds - Sustainable Eurozone Equity Fund</b>	<p>The fund aims to achieve long-term capital growth from a portfolio principally made up of equity securities in countries which are members of the Economic and Monetary Union (EMU) and denominated in Euro.</p> <p>The fund is part of the Fidelity Sustainable Family of Funds and adopts a Sustainable Focused strategy under which a minimum of 70% of the fund's net assets will be invested in securities deemed to maintain sustainable characteristics, as described in the section entitled "1.3.2 (b) Fidelity Sustainable Family of Funds". The fund will consider a wide range of environmental and social characteristics on an ongoing basis. Environmental characteristics include, but are not limited to, climate change mitigation and adaptation, water and waste management and biodiversity, while social characteristics include, but are not limited to, product safety, supply chain, health and safety and human rights. Controversies involving environmental and social characteristics are regularly monitored. Environmental and social characteristics are analysed by Fidelity's fundamental analysts and rated through Fidelity Sustainability Ratings. The fund seeks to promote these characteristics by adhering to the Fidelity Sustainable Family Framework.</p> <p>In addition, the Investment Manager will exclude investment in issuers with an MSCI ESG rating below "A", having exposure to gambling, adult entertainment, uranium mining, nuclear power plant operators or producers of key nuclear-specific products, the nuclear power industry, coal mining, oil sands, fracking, fossil fuel extraction, coal-fired power generation, or with high carbon intensity (over 500 tonnes of CO<sub>2</sub> per \$1m sales, Scope 1 &amp; 2).</p> <p>The fund aims to have lower carbon footprint compared to that of the MSCI EMU Index (the "Index").</p> <p>The fund is actively managed. The Investment Manager will, when selecting investments for the fund, for the purposes of monitoring risk consider the Index as the Index constituents are representative of the type of companies the fund invests in.</p> <p>When monitoring risk, the Investment Manager references the Index for the purpose of setting internal guidelines. These guidelines represent overall levels of exposure relative to the Index and do not imply that the fund will invest in the Index constituents. Where the fund invests in securities that are included in the Index, its allocation to those securities is likely to differ from the Index allocation. The Investment Manager has a wide range of discretion with regards to the investment selection and may invest in companies, sectors, countries and security types not included in the Index in order to take advantage of investment opportunities. It is expected that over long time periods, the fund's performance will differ from the Index. However, over short time periods, the fund's performance may be close to the Index, depending on market conditions. The fund's performance can be assessed against its Index.</p> <p>Shareholders' attention is drawn to the fact that the Index is not an index which integrates environmental and social considerations. Instead, the fund promotes environmental and social characteristics by adhering to the Fidelity Sustainable Family Framework, as described above.</p> <p><b>Portfolio information:</b></p> <p>Carbon footprint is defined as tonnes of CO<sub>2</sub> emissions per \$1 million of sales.</p>	<p><b>Reference Ccy: Euro</b></p> <p>This fund is eligible for the French PEA (Plan d'Epargne en Actions) tax wrapper.</p> <p>The fund is subject to the disclosure requirements of article 8 of the SFDR.</p>

Equity funds		
Fund Name	Investment Objective	Notes
<b>Fidelity Funds – Sustainable Future Connectivity Fund</b>	<p>The fund aims to provide investors with long-term capital growth, primarily through investment in the equity securities of companies throughout the world, including those in countries considered to be emerging markets and linked to the theme of future connectivity (the enablers, networks and beneficiaries of next generation communications). Investments will include, but will not be limited to, companies that are involved in the roll out of cellular networks, wired networks, internet infrastructure, social media, online content production, streaming, e-commerce, and the Internet of things.</p> <p>The fund is part of the Fidelity Sustainable Family of Funds and adopts a Sustainable Thematic strategy under which a minimum of 70% of the fund's net assets will be invested in securities deemed to maintain sustainable characteristics, as described in the section entitled "1.3.2 (b) Fidelity Sustainable Family of Funds".</p> <p>The fund will consider a wide range of environmental and social characteristics on an ongoing basis. Environmental characteristics include, but are not limited to, climate change mitigation and adaptation, water and waste management and biodiversity, while social characteristics include, but are not limited to, product safety, supply chain, health and safety and human rights. Controversies involving environmental and social characteristics are regularly monitored. Environmental and social characteristics are analysed by Fidelity's fundamental analysts and rated through Fidelity Sustainability Ratings. The fund seeks to promote these characteristics by adhering to the Fidelity Sustainable Family Framework.</p> <p>The largest ten holdings/securities held in the fund's portfolio may account for 50% or more of the fund's Net Asset Value, resulting in a reasonably concentrated portfolio.</p> <p>The fund may invest its net assets directly in China A and B Shares.</p> <p>The fund is actively managed. The Investment Manager will, when selecting investments for the fund and for the purposes of monitoring risk, reference MSCI ACWI Index (the "Index") as the Index constituents are representative of the type of companies the fund invests in. The fund's performance can be assessed against its Index.</p> <p>The Investment Manager has a wide range of discretion relative to the Index. While the fund will hold assets that are components of the Index, it may also invest in companies, countries or sectors that are not included in, and that have different weightings from, the Index in order to take advantage of investment opportunities. It is expected that over long time periods, the fund's performance will differ from the Index. However, over short time periods, the fund's performance may be close to the Index, depending on market conditions.</p> <p>Shareholders' attention is drawn to the fact that the Index is not an index which integrates environmental considerations. Instead, the fund promotes environmental characteristics by adhering to the Fidelity Sustainable Family Framework, as described above.</p>	<p><b>Reference Ccy: USD</b></p> <p>As the fund may invest globally, it may invest across different countries and regions. It is unconstrained in the amount it may invest in any single country or region.</p> <p>The fund can directly invest in China A Shares through the QFII status of FIL Investment Management (Hong Kong) Limited and/or through any permissible means available to the fund under prevailing laws and regulations (including through the Stock Connect or any other eligible means) or indirectly such as by way of China A share access products including, but not limited to, equity linked notes, participation notes, credit-linked notes or funds investing in China A Shares.</p> <p>The fund will invest less than 30% of its net assets directly and/or indirectly in China A Shares and China B Shares on an aggregated basis.</p> <p>The fund is subject to the disclosure requirements of article 8 of the SFDR.</p>



Equity funds		
Fund Name	Investment Objective	Notes
<b>Fidelity Funds - Sustainable Global Equity Fund</b>	<p>The fund aims to achieve long-term capital growth from a portfolio primarily made up of equity securities issued by companies throughout the world. As this fund may invest globally, it may be exposed to countries considered to be emerging markets.</p> <p>The fund is part of the Fidelity Sustainable Family of Funds and adopts a Sustainable Focused strategy under which a minimum of 70% of the fund's net assets will be invested in securities deemed to maintain sustainable characteristics, as described in the section entitled "1.3.2 (b) Fidelity Sustainable Family of Funds". The fund will consider a wide range of environmental and social characteristics on an ongoing basis. Environmental characteristics include, but are not limited to, climate change mitigation and adaptation, water and waste management and biodiversity, while social characteristics include, but are not limited to, product safety, supply chain, health and safety and human rights. Controversies involving environmental and social characteristics are regularly monitored. Environmental and social characteristics are analysed by Fidelity's fundamental analysts and rated through Fidelity Sustainability Ratings. The fund seeks to promote these characteristics by adhering to the Fidelity Sustainable Family Framework.</p> <p>In addition, the Investment Manager will exclude investment in issuers having exposure to adult entertainment, fossil fuel exploration and extraction, alcohol, cannabis, gambling; thermal coal-based power generation; or fossil fuel-based power generation.</p> <p>The fund aims to have a lower carbon footprint compared to that of the MSCI ACWI Index (the "Index").</p> <p>The fund is actively managed. The Investment Manager will, when selecting investments for the fund and for the purposes of monitoring risk, reference the Index as its constituents are representative of the type of companies the fund invests in. The fund's performance can be assessed against its Index.</p> <p>The Investment Manager has a wide range of discretion relative to the Index. While the fund will hold assets that are components of the Index, it may also invest in companies, countries or sectors that are not included in, and that have different weightings from, the Index in order to take advantage of investment opportunities. It is expected that over long time periods, the fund's performance will differ from the Index. However, over short time periods, the fund's performance may be close to the Index, depending on market conditions.</p> <p>Shareholders' attention is drawn to the fact that the Index is not an index which integrates environmental and social considerations. Instead, the fund promotes environmental and social characteristics by adhering to the Fidelity Sustainable Family Framework, as described above.</p> <p>The fund may invest its net assets directly in China A and B Shares.</p> <p><b>Portfolio information:</b></p> <p>Carbon footprint is defined as tonnes of CO2 emissions per \$1 million of sales.</p>	<p>Reference Ccy: USD</p> <p>As the fund may invest globally, it may invest across different countries and regions. It is unconstrained in the amount it may invest in any single country or region.</p> <p>The fund can directly invest in China A Shares through the QFII status of FIL Investment Management (Hong Kong) Limited and/or through any permissible means available to the fund under prevailing laws and regulations (including through the Stock Connect or any other eligible means). The fund will invest less than 30% of its net assets directly and/or indirectly in onshore China A and B Shares on an aggregated basis.</p> <p>The fund is subject to the disclosure requirements of article 8 of the SFDR.</p>

Equity funds		
Fund Name	Investment Objective	Notes
<b>Fidelity Funds – Sustainable Japan Equity Fund</b>	<p>The fund aims to achieve long-term capital growth from a portfolio principally made up of Japanese equity securities.</p> <p>The fund is part of the Fidelity Sustainable Family of Funds and adopts a Sustainable Focused strategy under which a minimum of 70% of the fund's net assets will be invested in securities deemed to maintain sustainable characteristics, as described in the section entitled "1.3.2 (b) Fidelity Sustainable Family of Funds". The fund will consider a wide range of environmental and social characteristics on an ongoing basis. Environmental characteristics include, but are not limited to, climate change mitigation and adaptation, water and waste management and biodiversity, while social characteristics include, but not limited to, product safety, supply chain, health and safety and human rights. Controversies involving environmental and social characteristics are regularly monitored. Environmental and social characteristics are analysed by Fidelity's fundamental analysts and rated through Fidelity Sustainability Ratings. The fund seeks to promote these characteristics by adhering to the Fidelity Sustainable Family Framework.</p> <p>In addition, the Investment Manager will exclude investment in issuers with a Fidelity Sustainability Ratings of 'C' or below, or having exposure to fossil fuel extraction, gambling and adult entertainment.</p> <p>The fund is actively managed. The Investment Manager will, when selecting investments for the fund and for the purposes of monitoring risk, reference TOPIX Total Return Index (the "Index") as the Index constituents are representative of the type of companies the fund invests in. The fund's performance can be assessed against its Index.</p> <p>The Investment Manager has a wide range of discretion relative to the Index. While the fund will hold assets that are components of the Index, it may also invest in companies, countries or sectors that are not included in, and that have different weightings from, the Index in order to take advantage of investment opportunities. It is expected that over long time periods, the fund's performance will differ from the Index. However, over short time periods, the fund's performance may be close to the Index, depending on market conditions.</p> <p>Shareholders' attention is drawn to the fact that the Index is not an index which integrates environmental and social considerations. Instead, the fund promotes environmental and social characteristics by adhering to the Fidelity Sustainable Family Framework, as described above.</p>	<p>Reference Ccy: JPY</p> <p>The fund is subject to the disclosure requirements of article 8 of the SFDR.</p>
<b>Fidelity Funds – Sustainable US Equity Fund</b>	<p>The fund aims to provide long-term capital growth, principally through investment in US equity securities.</p> <p>The fund is part of the Fidelity Sustainable Family of Funds and adopts a Sustainable Focused strategy under which a minimum of 70% of the fund's net assets will be invested in securities deemed to maintain sustainable characteristics, as described in the section entitled "1.3.2 (b) Fidelity Sustainable Family of Funds". The fund will consider a wide range of environmental and social characteristics on an ongoing basis. Environmental characteristics include, but are not limited to, climate change mitigation and adaptation, water and waste management and biodiversity, while social characteristics include, but are not limited to, product safety, supply chain, health and safety and human rights. Controversies involving environmental and social characteristics are regularly monitored. Environmental and social characteristics are analysed by Fidelity's fundamental analysts and rated through Fidelity Sustainability Ratings. The fund seeks to promote these characteristics by adhering to the Fidelity Sustainable Family Framework.</p> <p>The fund is actively managed. The Investment Manager will, when selecting investments for the fund and for the purposes of monitoring risk, reference the S&amp;P 500 Index (the "Index") as the Index constituents best represent the characteristics the fund is seeking to gain exposure to. The fund's performance can be assessed against its Index.</p> <p>The Investment Manager has a wide range of discretion relative to the Index. While the fund will hold assets that are components of the Index, it may also invest in issuers, sectors, countries and security types that are not included in, and that have different weightings from, the Index in order to take advantage of investment opportunities. It is expected that over long time periods, the fund's performance will differ from the Index. However, over short time periods, the fund's performance may be close to the Index, depending on market conditions.</p> <p>Shareholders' attention is drawn to the fact that the Index is not an index which integrates environmental and social considerations. Instead, the fund promotes environmental and social characteristics by adhering to the Fidelity Sustainable Family Framework, as described above.</p>	<p>Reference Ccy: USD</p> <p>The fund is subject to the disclosure requirements of article 8 of the SFDR</p>

Equity funds		
Fund Name	Investment Objective	Notes
<b>Fidelity Funds - Sustainable Water &amp; Waste Fund</b>	<p>The fund aims to achieve long-term capital growth from a portfolio primarily made up of equity securities issued by companies throughout the world and involved in the design, manufacture, or sale of products and services used for or in connection with water and waste management sectors. As this fund may invest globally, it may be exposed to countries considered to be emerging markets.</p> <p>The fund is part of the Fidelity Sustainable Family and adopts a Sustainable Thematic strategy, under which a minimum of 70% of the fund's net assets will be invested in securities which are deemed to maintain sustainable characteristics (as described in the section entitled "1.3.2 (b) Fidelity Sustainable Family of Funds")</p> <p>The water management sector includes but is not limited to, those companies involved in water production, water conditioning, de-salination, supply, bottling, transport and dispatching of water. The waste management sector includes but is not limited to, those companies involved in the collection, recovery and disposal of waste; including recycling, incineration, anaerobic digestion of food waste (biological processes) and landfilling of residual waste. The sector also includes those companies specialising in the treatment of wastewater, sewage, solid, liquid and chemical waste and any consulting or engineering services in connection with these activities.</p> <p>Environmental characteristics include, but are not limited to, water and waste management. Controversies involving environmental characteristics are regularly monitored. Environmental characteristics are analysed by Fidelity's fundamental analysts and rated through Fidelity Sustainability Ratings. The fund seeks to promote these characteristics by adhering to the Fidelity Sustainable Family Framework.</p> <p>The fund may invest its net assets directly in China A and B Shares.</p> <p>The fund is actively managed. The Investment Manager will, for the purposes of monitoring risk, reference MSCI ACWI Index (the "Index") as the Index constituents are representative of the type of companies the fund invests in. The fund's performance can be assessed against its Index.</p> <p>The Investment Manager has a wide range of discretion relative to the Index. While the fund will hold assets that are components of the Index, it may also invest in companies, countries or sectors that are not included in, and that have different weightings from, the Index in order to take advantage of investment opportunities. It is expected that over long time periods, the fund's performance will differ from the Index. However, over short time periods, the fund's performance may be close to the Index, depending on market conditions.</p> <p>Shareholders' attention is drawn to the fact that the Index is not an index which integrates environmental considerations. Instead, the fund promotes environmental characteristics by adhering to the Fidelity Sustainable Family Framework, as described above.</p>	<p>Reference Ccy: USD</p> <p>As the fund may invest globally, it may invest across different countries and regions. It is unconstrained in the amount it may invest in any single country or region.</p> <p>The fund can directly invest in China A Shares through the QFII status of FIL Investment Management (Hong Kong) Limited and/or through any permissible means available to the fund under prevailing laws and regulations (including through the Stock Connect or any other eligible means). The fund will invest less than 30% of its net assets directly and/or indirectly in onshore China A and B Shares on an aggregated basis.</p> <p>The fund is subject to the disclosure requirements of article 8 of the SFDR.</p>
<b>Fidelity Funds – Switzerland Fund</b>	<p>The fund invests principally in Swiss equities.</p> <p>The fund is actively managed and references the MSCI Switzerland Index (the "Index") for performance comparison only.</p>	<b>Reference Ccy: CHF</b>
<b>Fidelity Funds – Taiwan Fund</b>	<p>The fund invests principally in Taiwanese equities. Taiwan is considered to be an emerging market.</p> <p>The fund is actively managed. The Investment Manager will, when selecting investments for the fund and for the purposes of monitoring risk, reference MSCI Taiwan Capped 8% Index (the "Index") as the Index constituents are representative of the type of companies the fund invests in. The fund's performance can be assessed against its Index.</p> <p>The Investment Manager has a wide range of discretion relative to the Index. While the fund will hold assets that are components of the Index, it may also invest in companies, countries or sectors that are not included in, and that have different weightings from, the Index in order to take advantage of investment opportunities. It is expected that over long time periods, the fund's performance will differ from the Index. However, over short time periods, the fund's performance may be close to the Index, depending on market conditions.</p>	<p><b>Reference Ccy: USD</b></p> <p>For further information please refer to 1.4. 'Additional Information'.</p>
<b>Fidelity Funds – Thailand Fund</b>	<p>The fund invests principally in equity securities quoted on the stock exchange in Thailand. Thailand is considered to be an emerging market.</p> <p>The fund is actively managed. The Investment Manager will, when selecting investments for the fund and for the purposes of monitoring risk, reference Bangkok SET Capped Index (the "Index") as the Index constituents are representative of the type of companies the fund invests in. The fund's performance can be assessed against its Index.</p> <p>The Investment Manager has a wide range of discretion relative to the Index. While the fund will hold assets that are components of the Index, it may also invest in companies, countries or sectors that are not included in, and that have different weightings from, the Index in order to take advantage of investment opportunities. It is expected that over long time periods, the fund's performance will differ from the Index. However, over short time periods, the fund's performance may be close to the Index, depending on market conditions.</p>	<b>Reference Ccy: USD</b>

Equity funds		
Fund Name	Investment Objective	Notes
<b>Fidelity Funds – United Kingdom Fund</b>	<p>The fund invests principally in United Kingdom equity securities.</p> <p>The fund is actively managed and references the FTSE All Share Index (the 'Index') for performance comparison only.</p>	<b>Reference Ccy: GBP</b>
<b>Fidelity Funds – UK Special Situations Fund</b>	<p>The fund aims to achieve long term capital growth from a portfolio primarily made up of the equity securities of companies that are listed, incorporated or have their domicile in, or exercise a majority of their activity in the UK. The Investment Manager will focus on companies it believes to be undervalued and whose recovery potential (i.e. potential recovery of share prices reflecting improving business fundamentals) is not recognised by the market (i.e. special situations). The fund will have a mixture of investments in larger, medium and smaller sized companies. The Investment Manager is not restricted in its choice of companies either by size or industry, and will choose stocks largely determined by the availability of attractive investment opportunities.</p> <p>The fund is actively managed and references the FTSE All Share Index (the 'Index') for performance comparison only.</p>	<b>Reference Ccy: GBP</b>
<b>Fidelity Funds – World Fund</b>	<p>The fund aims to achieve long-term capital growth from a portfolio primarily made up of the equity securities of companies around the world. The Investment Manager is not restricted in its choice of companies either by region, industry or size, and will select equity securities primarily based on the availability of attractive investment opportunities. As this fund may invest globally, it may be exposed to countries considered to be emerging markets.</p> <p>A minimum of 50% of the fund's net assets will be invested in securities deemed to maintain sustainable characteristics, as described in the section entitled "1.3.2(a) Fidelity Sustainable Investing Framework" above. The fund will consider a wide range of environmental and social characteristics on an ongoing basis. Environmental characteristics include but are not limited to climate change mitigation and adaptation, water and waste management, biodiversity, while social characteristics include but are not limited to product safety, supply chain, health and safety and human rights. Environmental and social characteristics are analysed by Fidelity's fundamental analysts and rated through Fidelity Sustainability Ratings.</p> <p>The fund is actively managed. The Investment Manager will, when selecting investments for the fund and for the purposes of monitoring risk, reference MSCI World Index (the "Index") as the Index constituents are representative of the type of companies the fund invests in. The fund's performance can be assessed against its Index.</p> <p>The Investment Manager has a wide range of discretion relative to the Index. While the fund will hold assets that are components of the Index, it may also invest in companies, countries or sectors that are not included in, and that have different weightings from, the Index in order to take advantage of investment opportunities. It is expected that over long time periods, the fund's performance will differ from the Index. However, over short time periods, the fund's performance may be close to the Index, depending on market conditions.</p> <p>Shareholders' attention is drawn to the fact that the Index is not an index which integrates environmental and social considerations. Instead, the fund promotes environmental and social characteristics by adhering to the Fidelity Sustainable Investing Framework, as described above.</p>	<p><b>Reference Ccy: USD</b></p> <p>The fund is subject to the disclosure requirements of article 8 of the SFDR</p>

Equity Income funds		
Fund Name	Investment Objective	Notes
<b>Fidelity Funds – Asia Pacific Dividend Fund</b>	<p>The fund aims to achieve income and long-term capital growth principally through investments in income producing equity securities of companies that have their head office or exercise a predominant part of their activity in the Asia Pacific region. This region includes certain countries considered to be emerging markets. The Investment Manager will select investments which it believes offer attractive dividend yields in addition to price appreciation.</p> <p>A minimum of 50% of the fund's net assets will be invested in securities deemed to maintain sustainable characteristics, as described in the section entitled "1.3.2(a) Fidelity Sustainable Investing Framework" above. The fund will consider a wide range of environmental and social characteristics on an ongoing basis. Environmental characteristics include but are not limited to climate change mitigation and adaptation, water and waste management, biodiversity, while social characteristics include but are not limited to product safety, supply chain, health and safety and human rights. Environmental and social characteristics are analysed by Fidelity's fundamental analysts and rated through Fidelity Sustainability Ratings.</p> <p>The fund is actively managed. The Investment Manager will, when selecting investments for the fund and for the purposes of monitoring risk consider the MSCI AC Asia Pacific ex Japan Index (the "Index") as the Index constituents are representative of the type of companies the fund invests in. When monitoring risk, the Investment Manager references the Index for the purpose of setting internal guidelines. These guidelines represent overall levels of exposure relative to the Index and do not imply that the fund will invest in the Index constituents. Where the fund invests in securities that are included in the Index, its allocation to those securities is likely to differ from the Index allocation. The Investment Manager has a wide range of discretion with regards to the investment selection and may invest in companies, sectors, countries and security types not included in the Index in order to take advantage of investment opportunities. It is expected that over long time periods, the fund's performance will differ from the Index. However, over short time periods, the fund's performance may be close to the Index, depending on market conditions. The fund's performance can be assessed against its Index.</p> <p>Shareholders' attention is drawn to the fact that the Index is not an index which integrates environmental and social considerations. Instead, the fund promotes environmental and social characteristics by adhering to the Fidelity Sustainable Investing Framework, as described above.</p>	<p><b>Reference Ccy: USD</b></p> <p>The fund invests in the Asia Pacific region and may invest in different countries in this region. It is unconstrained in the amount that it may invest in any country in this region.</p> <p>The fund is subject to the disclosure requirements of article 8 of the SFDR.</p>
<b>Fidelity Funds – European Dividend Fund</b>	<p>The fund aims to achieve income and long-term capital growth principally through investments in income producing equity securities of companies that have their head office or exercise a predominant part of their activity in Europe. The Investment Manager will target investments which it believes offer attractive dividend yields in addition to price appreciation.</p> <p>A minimum of 50% of the fund's net assets will be invested in securities deemed to maintain sustainable characteristics, as described in the section entitled "1.3.2(a) Fidelity Sustainable Investing Framework" above. The fund will consider a wide range of environmental and social characteristics on an ongoing basis. Environmental characteristics include but are not limited to climate change mitigation and adaptation, water and waste management, biodiversity, while social characteristics include but are not limited to product safety, supply chain, health and safety and human rights. Environmental and social characteristics are analysed by Fidelity's fundamental analysts and rated through Fidelity Sustainability Ratings.</p> <p>The fund is actively managed and aims to provide income and capital growth. Income will typically be in excess of MSCI Europe Index (the "Index"). The Index constituents are representative of the type of companies the fund invests in. The fund's performance can be assessed against its Index.</p> <p>The Investment Manager has a wide range of discretion relative to the Index. While the fund will hold assets that are components of the Index, it also is expected to invest in companies, sectors, countries and security types that have different weightings from, and may not be included in the Index in order to take advantage of investment opportunities. It is expected that over long time periods, the fund's performance will differ from the Index. However, over short time periods, the fund's performance may be close to the Index, depending on market conditions.</p> <p>Shareholders' attention is drawn to the fact that the Index is not an index which integrates environmental and social considerations. Instead, the fund promotes environmental and social characteristics by adhering to the Fidelity Sustainable Investing Framework, as described above.</p>	<p><b>Reference Ccy: Euro</b></p> <p>The fund is subject to the disclosure requirements of article 8 of the SFDR.</p>

Equity Income funds		
Fund Name	Investment Objective	Notes
<b>Fidelity Funds – European Dividend Plus Fund</b>	<p>The fund aims to achieve income with the potential for some capital growth, investing at least 70% of net assets directly in European equity securities.</p> <p>As well as investing directly in equity securities, the fund will also achieve exposure indirectly through the use of derivatives. In particular, derivatives may be used to generate additional income, for example, by the writing of covered call options. The generation of additional income may impact the fund's potential for capital growth particularly in periods of rapidly rising markets where capital gains may be lower when compared with an equivalent uncovered portfolio.</p> <p>A minimum of 50% of the fund's net assets will be invested in securities deemed to maintain sustainable characteristics, as described in the section entitled "1.3.2(a) Fidelity Sustainable Investing Framework" above. The fund will consider a wide range of environmental and social characteristics on an ongoing basis. Environmental characteristics include but are not limited to climate change mitigation and adaptation, water and waste management, biodiversity, while social characteristics include but are not limited to product safety, supply chain, health and safety and human rights. Environmental and social characteristics are analysed by Fidelity's fundamental analysts and rated through Fidelity Sustainability Ratings.</p> <p>The fund is actively managed and aims to provide income with the potential for capital growth. Income will typically be in excess of MSCI Europe Index (the "Index"). The Index constituents are representative of the type of companies the fund invests in. The fund's performance can be assessed against its Index.</p> <p>The Investment Manager has a wide range of discretion relative to the Index. While the fund will hold assets that are components of the Index, it also is expected to invest in companies, sectors, countries and security types that have different weightings from, and may not be included in, the Index in order to take advantage of investment opportunities. It is expected that over long time periods, the fund's performance will differ from the Index. However, over short time periods, the fund's performance may be close to the Index, depending on market conditions.</p> <p>Shareholders' attention is drawn to the fact that the Index is not an index which integrates environmental and social considerations. Instead, the fund promotes environmental and social characteristics by adhering to the Fidelity Sustainable Investing Framework, as described above.</p>	<p><b>Reference Ccy: Euro</b></p> <p>The fund invests at least 70% of net assets in Europe and may invest across different countries in this region, which may include emerging markets. It is otherwise unconstrained in the amount it may invest in any single country or region.</p> <p>The fund is subject to the disclosure requirements of article 8 of the SFDR.</p>
<b>Fidelity Funds – Global Dividend Fund</b>	<p>The fund aims to achieve income and long-term capital growth principally through investments in income producing equity securities globally. The Investment Manager will target investments which it believes offer attractive dividend yields in addition to price appreciation. As this fund may invest globally, it may be exposed to countries considered to be emerging markets.</p> <p>A minimum of 50% of the fund's net assets will be invested in securities deemed to maintain sustainable characteristics, as described in the section entitled "1.3.2(a) Fidelity Sustainable Investing Framework" above. The fund will consider a wide range of environmental and social characteristics on an ongoing basis. Environmental characteristics include but are not limited to climate change mitigation and adaptation, water and waste management, biodiversity, while social characteristics include but are not limited to product safety, supply chain, health and safety and human rights. Environmental and social characteristics are analysed by Fidelity's fundamental analysts and rated through Fidelity Sustainability Ratings.</p> <p>The fund is actively managed and aims to provide income and capital growth. Income will typically be in excess of MSCI ACWI Index (the "Index"). The Index constituents are representative of the type of companies the fund invests in. The fund's performance can be assessed against its Index.</p> <p>The Investment Manager has a wide range of discretion relative to the Index. While the fund will hold assets that are components of the Index, it also is expected to invest in issuers, sectors, countries and security types that have different weightings from, and may not be included in the Index in order to take advantage of investment opportunities. It is expected that over long time periods, the fund's performance will differ from the Index. However, over short time periods, the fund's performance may be close to the Index, depending on market conditions.</p> <p>Shareholders' attention is drawn to the fact that the Index is not an index which integrates environmental and social considerations. Instead, the fund promotes environmental and social characteristics by adhering to the Fidelity Sustainable Investing Framework, as described above.</p>	<p><b>Reference Ccy: USD</b></p> <p>As the fund may invest globally, it may invest across different countries and regions. It is unconstrained in the amount it may invest in any single country or region.</p> <p>The fund is subject to the disclosure requirements of article 8 of the SFDR.</p>

Equity Income funds		
Fund Name	Investment Objective	Notes
<b>Fidelity Funds – Global Dividend Plus Fund</b>	<p>The fund aims to achieve income with the potential for some capital growth, investing at least 70% of net assets directly in equity securities of companies globally. The Investment Manager will target investments which it believes offer attractive dividend yields in addition to price appreciation.</p> <p>As this fund may invest globally, it may be exposed to countries considered to be emerging markets.</p> <p>As well as investing directly in equity securities, the fund will also achieve exposure indirectly through the use of derivatives. To enhance the income of the fund, derivatives may be used to generate additional income, for example, by the writing of covered call options on securities held by the fund, generating extra income in return for agreeing a strike price above which potential capital growth in a specified period is sold. The generation of additional income may impact the fund's potential for capital growth, particularly in periods of rapidly rising markets where capital gains may be lower when compared with an equivalent uncovered portfolio.</p> <p>The fund is actively managed and aims to provide income with the potential for some capital growth. Income will typically be in excess of MSCI ACWI Index (the "Index"). The Index constituents are representative of the type of companies the fund invests in. The fund's performance can be assessed against its Index.</p> <p>The Investment Manager has a wide range of discretion relative to the Index. While the fund will hold assets that are components of the Index, it also is expected to invest in issuers, sectors, countries and security types that have different weightings from, and may not be included in, the Index in order to take advantage of investment opportunities. It is expected that over long time periods, the fund's performance will differ from the Index. However, over short time periods, the fund's performance may be close to the Index, depending on market conditions.</p> <p>The fund may invest its net assets directly in China A and B Shares.</p> <p>The Investment Manager is free to select equity securities of any company and is not restricted in its discretion to tactically allocate to any particular geographical region, industry sector or companies with a particular market capitalization if it believes that, relative to other equities, they may offer greater potential for income and capital growth.</p>	<p><b>Reference Ccy: USD</b></p> <p>As the fund may invest globally, it may invest across different countries and regions. It is unconstrained in the amount it may invest in any single country or region.</p> <p>The fund can directly invest in China A Shares through the QFII status of FIL Investment Management (Hong Kong) Limited and/or through any permissible means available to the fund under prevailing laws and regulations (including through the Stock Connect or any other eligible means).</p> <p>The fund will invest less than 30% of its net assets directly and/or indirectly in onshore China A and B Shares on an aggregated basis.</p>
<b>Fidelity Funds – Global Equity Income Fund</b>	<p>The fund aims to achieve income and long-term capital growth principally through investments in income producing equity securities globally. The Investment Manager will target investments which it believes offer attractive dividend yields in addition to price appreciation. As this fund may invest globally, it may be exposed to countries considered to be emerging markets.</p> <p>The fund is actively managed. The Investment Manager will, when selecting investments for the fund and for the purposes of monitoring risk, reference MSCI ACWI Index (the "Index") as the Index constituents are representative of the type of companies the fund invests in. The fund's performance can be assessed against its Index.</p> <p>The Investment Manager has a wide range of discretion relative to the Index. While the fund will hold assets that are components of the Index, it may also invest in companies, countries or sectors that are not included in, and that have different weightings from, the Index in order to take advantage of investment opportunities. It is expected that over long time periods, the fund's performance will differ from the Index. However, over short time periods, the fund's performance may be close to the Index, depending on market conditions.</p> <p><b>Portfolio Information:</b></p> <p>The Investment Manager will actively select individual equity securities based on their potential to generate income and capital growth.</p> <p>The Investment Manager is free to select equity securities of any company and is not restricted in its discretion to tactically allocate to any particular geographical region, industry sector or companies with a particular market capitalization if it believes that, relative to other equities, they may offer greater potential for income and capital growth.</p>	<p><b>Reference Ccy: USD</b></p> <p>As the fund may invest globally, it may invest across different countries and regions. It is unconstrained in the amount it may invest in any single country or region.</p>

#### 1.4.2. ASSET ALLOCATION FUNDS

The aim of each Asset Allocation fund is to provide investors with a discretionary management service by selecting a highly diversified investment in, or exposure to, equities, bonds, liquid and other assets (such as property or commodities) as described in their investment objective and Portfolio Information. They will be managed in line with the policies applicable to several of the other funds. The weightings of each of the Asset Allocation funds will vary in accordance with the investment objective and individual market developments. This is achieved by co-managing the assets of the Asset Allocation funds with those of several other regional or country specific funds within the Fidelity Funds range and changing the allocations when appropriate. Thus, investors benefit from the experience of the Investment Manager in the allocation of their assets and of those primarily focused on stock selection in specific countries and regions.

The Asset Allocation funds may invest in, or achieve exposure to bonds, debt instruments or elements of their return (such as credit, interest rate or foreign exchange elements). Such bonds or debt instruments can, among others, be issued by governments, agencies, supra-nationals, private or publicly quoted companies, special purpose or investment vehicles, or trusts. They may pay fixed or variable coupons, whereby the variable element may be derived from prevailing market interest rates or the performance of other assets (e.g. asset-backed securities). Where the investment objective refers to assets such as companies of a particular country or region and in the absence of any further specification, a company's listing, incorporation, domicile, or principal business activities may be referenced

in the assessment. Unless otherwise specified in the investment objective, securitised and/or collateralised securities (e.g. asset-backed securities and mortgage-backed securities) will not exceed 20% of the net assets of each fund, provided that such limit will not apply to investments in such securities issued or guaranteed by the United States government or United States government sponsored entities. The repayment of a bond may have a fixed date or may be subject to some issuer discretion (e.g. some mortgage bonds). The Asset Allocation funds may invest in bonds that have conversion or subscription rights to other assets attached to them (e.g. convertible bonds and CoCos) and hybrids. Not all bonds or debt instruments will have been rated by one or several rating agencies; some may have a below investment grade rating. Unless otherwise stated in the investment objective of a fund, there is no limit on the exposures to investment grade securities. Unless otherwise specified in its investment objective, each Asset Allocation fund may invest up to 10% of its net assets in UCITS and UCIs.

The Asset Allocation funds are actively managed and do not seek to replicate or track the performance of any index. However, as part of the Asset Allocation funds' active allocation policy, the Investment Manager may invest a portion of their assets from time to time in holdings and instruments which provide passive exposure, such as ETFs, futures, total return swaps, and swaps/options on an index.

All Asset Allocation funds may use financial derivative instruments provided (a) they are economically appropriate in that they are realised in a cost-effective way, (b) they are entered into for one or more of (i) reduction of risk, (ii) reduction of cost and (iii) generation of additional capital or income for the Asset Allocation funds (including for investment purposes) with a level of risk which is consistent with the risk profile of the relevant Asset Allocation fund(s) and the risk diversification rules laid down in Part V. (5.1, A. III) of the Prospectus, and (c) their risks are adequately captured by the risk management process of the Fund.

Asset Allocation funds may use financial derivative instruments to manage risks, generate income or capital growth associated with the asset classes in which they invest. Financial derivative instruments may be over-the-counter ("OTC") and/or exchange traded instruments.

Financial derivative instruments referencing underlying equity assets, such as futures, contracts for difference and equity swaps may be used to synthetically replicate the performance of a single stock, basket or index of equity securities. Options such as puts, calls and warrants may be used to afford funds the right to buy or sell equity at a predetermined value and thereby either generate income, capital growth or reduce risk.

Financial derivative instruments referencing underlying fixed income assets or components thereof may be used by Asset Allocation funds to (i) increase or reduce exposure to interest rate risk (including inflation) through the use of interest rate or bond futures, options and interest rate, total return or inflation swaps, (ii) buy or sell part or all of the credit risk relating to single issuer, or multiple issuers referenced in a basket or index through the use of bond futures, options, credit default and total return swaps and (iii) hedge, reduce or increase exposure to currencies through the use of forwards, including non-deliverable forwards and currency swaps.

Financial derivative instruments may also be used to replicate the performance of a security or asset class (e.g. commodity indexes or property). Other strategies may include positions that benefit from a decline in value or that give exposure to certain elements of returns of a particular issuer or asset in order to provide returns that are unrelated to those of the general market or positions that would not have been available without the use of financial derivative instruments.

Unless otherwise specified in the notes to a fund under the title "Global Exposure", the method used to calculate the global exposure relating to financial derivative instruments is the commitment approach (please refer to Part V, 5.1., D. of the Prospectus for further details).

For funds which global exposure is monitored using the VaR methodology, leverage is determined using the sum of the notionals (expressed as a sum of positive values) of all financial derivatives instruments used. Shareholders should be aware that (i) a higher level of expected leverage does not automatically infer a higher level of investment risk; and (ii) the expected level of leverage may include leverage generated by the use of derivatives for hedging purposes.

While the judicious use of financial derivative instruments may be beneficial, financial derivative instruments also involve risks different from, and, in certain cases greater than the risks presented by more traditional investments. The use of financial derivative instruments may cause the Share price to be more volatile. For a further description of risks relating to the use of financial derivative instruments please refer to "Risk Factors", Part I (1.2) of the Prospectus.

In accordance with Part V, section E. "Securities Lending and Borrowing and Repurchase and Reverse Repurchase Transactions" and section H. "EU Securities Financing Transactions Regulation" of the Prospectus, the Asset Allocation funds may, for the purpose of Efficient Portfolio Management enter into repurchase and reverse of repurchase agreements and engage in securities lending transactions. They will not enter into margin lending transactions. Asset Allocation funds may also use total return swaps (including CFDs) to meet their investment objective.

For further details on the maximum and expected use by each fund of such transactions please refer to Appendix III to this Prospectus.

### **Investor Profile**

Asset Allocation funds may be suitable for investors who wish to participate in capital markets while being prepared to accept the risks described for each Asset Allocation fund under "Risk Factors", Part I (1.2) of the Prospectus. Investment in an Asset Allocation fund can be regarded as a medium or long-term investment.

The investment objective for each Asset Allocation fund stated below must be read together with the further information set out in the above section.



Fund Name	Investment Objective	Notes
<b>Fidelity Funds – Strategic European Fund</b>	<p>The fund aims to achieve long-term capital growth from a portfolio primarily made up of European securities, that comprises of three sub-components (each, a "Component"), as further described below.</p> <p>Component 1 is comprised of a 'long only' equity portfolio of European companies that the Investment Manager considers to be good quality businesses at attractive valuations. This component will represent 0-100% of the fund's total net assets with the allocation driven by the availability of securities that meet the manager's quality criteria.</p> <p>Component 2 is comprised of a global market neutral strategy which will be achieved through long and short positions in equities and related instruments (as further described below), as well as cash, cash equivalents, and Money Market Instruments. The Investment Manager will gain long exposure to those companies deemed attractive while maintaining short exposure to those companies deemed unattractive using a variety of instruments, including financial derivative instruments. Short exposure will only be achieved through the use of financial derivative instruments. The Component will typically have between -30% and 30% net equity exposure. Allocation to this Component will be 0-60% of the fund's total net assets. The fund may invest its net assets indirectly in China A and B shares listed or traded on any Eligible Market in China as part of this Component.</p> <p>Component 3 is comprised of Euro denominated Money Market Instruments, reverse repurchase agreements and deposits. Allocation to this Component will be 0-50% of the fund's total net assets. This limit excludes cash, cash equivalents, and Money Market Instruments exposure in the other Components.</p> <p>The Investment Manager will allocate assets between the three Components guided by opportunities and position sizing within the first European Equity long-only component. When Component 1 provides insufficient securities, in a waterfall approach, assets will be allocated to Component 2 and 3.</p> <p>The largest ten holdings/securities held in the fund's portfolio may account for 50% or more of the fund's Net Asset Value, resulting in a reasonably concentrated portfolio.</p> <p>The Investment Manager is not restricted in its choice of companies either by size or industry, and will choose investments largely determined by the availability of attractive opportunities. As this fund may invest globally via this Component, it may be exposed to countries considered to be emerging markets (including Russia).</p> <p>The fund is actively managed and references the MSCI Europe Index (the "Index") for portfolio level risk measurement only as its global exposure is measured using the relative VaR approach. For the avoidance of doubt, the Investment Manager is not constrained by the Index and there are no restrictions on the extent to which the fund's performance may deviate from that of the Index.</p> <p><b>Portfolio information:</b></p> <p>In respect to Component 2:</p> <p>Equity related instruments may include warrants, preference shares, rights issues, convertible bonds, depository receipts such as American Depositary Receipts and Global Depositary Receipts, equity linked or participation notes.</p> <p>Financial derivatives instruments can be used to create market exposures through equity, currency, volatility or index related financial derivative instruments and include over-the-counter and/or exchange traded options, futures, contracts for difference (CFDs), equity linked notes, warrants, forward contracts, swaps, and/or a combination of the above.</p>	<p><b>Reference Ccy: EUR</b></p> <p>The fund invests primarily in Europe and may invest across different countries in this region, which may include emerging markets. It is otherwise unconstrained in the amount it may invest in any single country or region.</p> <p>In respect to Component 2:</p> <p>It is understood that under the current Luxembourg regulation a fund may invest not more than 10% of its net assets in unlisted transferable securities not dealt on a Regulated Market. Some investments in Russian securities may be considered as falling under such limit.</p> <p>The fund can directly invest in China A Shares through the QFII status of FIL Investment Management (Hong Kong) Limited and/or through any permissible means available to the fund under prevailing laws and regulations (including through the Stock Connect or any other eligible means) or indirectly such as by way of China A share access products including, but not limited to, equity linked notes, participation notes, credit-linked notes or funds investing in China A Shares. The fund will invest less than 10% of its net assets directly and/or indirectly in China A and B Shares on an aggregated basis.</p> <p>Global Exposure:</p> <p>The global exposure of the fund will be monitored using VaR methodology on a relative basis. The Fund's VaR is limited to 150% of the VaR of the reference portfolio which is the Index.</p> <p>The expected level of leverage for investment related activity is 100% and the expected level of leverage arising from hedged share class activity is 150%, for a total of 250%. The fund's leverage may increase to higher levels, including in atypical market conditions, however it is not expected to exceed 350% of the Net Asset Value of the fund.</p>

### 1.4.3. MULTI ASSET FUNDS

Multi Asset funds are a conservative form of growth investment and invest in a diversified portfolio of equities or related instruments (including derivatives), bonds, ancillary cash and other assets (such as property or commodities), as described in their investment objective and Portfolio Information.

The Multi Asset funds may invest in, or achieve exposure to bonds, debt instruments or elements of their return (such as credit, interest rate or foreign exchange elements). Such bonds or debt instruments can, among others, be issued by governments, agencies, supra-nationals, private or publicly quoted companies, special purpose or investment vehicles, or trusts. They may pay fixed or variable coupons, whereby the variable element may be derived from prevailing market interest rates or the performance of other assets (e.g. asset-backed securities). Where the investment objective refers to assets such as companies of a particular country or region and in the absence of any further specification, a company's listing, incorporation, domicile, or principal business activities may be referenced in the assessment. Unless otherwise specified in its investment objective, securitised and/or collateralised securities (e.g. asset-backed securities and mortgage-backed securities) will not exceed 20% of the net assets of each fund, provided that such limit will not apply to investments in such securities issued or guaranteed by the United States government or United States government sponsored entities. The repayment of a bond may have a fixed date or may be subject to some issuer discretion (e.g. some mortgage bonds). The Multi Asset funds may invest in bonds that have conversion or subscription rights to other assets attached to them (e.g. convertible bonds and CoCos) and hybrids. Not all bonds or debt instruments will have been rated by one or several rating agencies; some may have a below investment grade rating. Unless otherwise stated in the investment objective of a fund, there is no limit on the exposures to investment grade securities.

Any reference in this section to investment grade securities shall mean securities with a rating of BBB- or higher from Standard & Poor's or equivalent rating from an internationally recognised rating agency (in case of divergent ratings, the worst of the best two credit ratings applies).

Any reference in this section to sub investment grade or high yield/ing securities shall mean securities with a rating of BB+ or less from Standard & Poor's or equivalent rating from an internationally recognised rating agency (in case of divergent ratings, the worst of the best two credit ratings applies). Unless otherwise specified in its investment objective, sub investment grade or high yield/ing securities will not exceed 20% of the net assets of each fund.

Unless stated in the investment objective of a Multi Asset fund, the selection of a company for investment is not restricted on the basis of market capitalisation or industry.

Unless otherwise specified in its investment objective, each Multi Asset fund may invest up to 10% of its net assets in UCITS and UCIs.

The Multi Asset funds are actively managed and do not seek to replicate or track the performance of any index. However, as part of the Multi Asset funds' active allocation policy, the Investment Manager may invest a portion of their assets from time to time in holdings and instruments which provide passive exposure, such as ETFs, futures, total return swaps, and swaps/options on an index. All Multi Asset funds may use financial derivative instruments provided (a) they are economically appropriate in that they are realised in a cost-effective way, (b) they are entered into for one or more of (i) reduction of risk, (ii) reduction of cost and (iii) generation of additional capital or income for the Multi Asset funds with a level of risk which is consistent with the risk profile of the relevant Multi Asset fund(s) (including for investment purposes) and the risk diversification rules laid down in Part V. (5.1, A. III) of the Prospectus, and (c) their risks are adequately captured by the risk management process of the Fund.

Multi Asset funds may use financial derivative instruments to manage risks, generate income or capital growth associated with the asset classes in which they invest. Financial derivative instruments may be over-the-counter ("OTC") and/or exchange traded instruments.

Financial derivative instruments referencing underlying equity assets, such as futures, contracts for difference and equity swaps may be used to synthetically replicate the performance of a single stock, basket or index of equity securities. Options such as puts, calls and warrants may be used to afford funds the right to buy or sell equity at a predetermined value and thereby either generate income, capital growth or reduce risk.

Financial derivative instruments referencing underlying fixed income assets or components thereof may be used by Multi Asset funds to (i) increase or reduce exposure to interest rate risk (including inflation) through the use of interest rate or bond futures, options and interest rate, total return or inflation swaps, (ii) buy or sell part or all of the credit risk relating to single issuer, or multiple issuers referenced in a basket or index through the use of bond futures, options, credit default and total return swaps and (iii) hedge, reduce or increase exposure to currencies through the use of forwards, including non-deliverable forwards and currency swaps.

Financial derivative instruments may also be used to replicate the performance of a security or asset class (e.g. commodity indexes or property). Other strategies may include positions that benefit from a decline in value or that give exposure to certain elements of returns of a particular issuer or asset in order to provide returns that are unrelated to those of the general market or positions that would not have been available without the use of financial derivative instruments.

Unless otherwise specified in the notes to a fund under the title "Global Exposure", the method used to calculate the global exposure relating to financial derivative instruments is the commitment approach (please refer to Part V, 5.1., D. of the Prospectus for further details). For funds which global exposure is monitored using the VaR methodology, leverage is determined using the sum of the notionals (expressed as a sum of positive values) of all financial derivatives instruments used. Shareholders should be aware that (i) a higher level of expected leverage does not automatically infer a higher level of investment risk; and (ii) the expected level of leverage may include leverage generated by the use of derivatives for hedging purposes.

While the judicious use of financial derivative instruments may be beneficial, financial derivative instruments also involve risks different from, and, in certain cases greater than the risks presented by more traditional investments. The use of financial derivative instruments may cause the Share price to be more volatile. For a further description of risks relating to the use of financial derivative instruments please refer to "Risk Factors", Part I (1.2) in the Prospectus.

In accordance with Part V, section E. "Securities Lending and Borrowing and Repurchase and Reverse Repurchase Transactions" and section H. "EU Securities Financing Transactions Regulation" of the Prospectus, the Multi Asset funds may, for the purpose of Efficient Portfolio Management enter into repurchase and reverse of repurchase agreements and engage in securities lending transactions. They will not enter into margin lending transactions. Multi Asset funds may also use total return swaps (including CFDs) to meet their investment objective.

For further details on the maximum and expected use by each fund of such transactions please refer to Appendix III to this Prospectus.

For the funds that are specifically allowed by their investment objective to make direct investments in China A Shares and/or onshore China fixed income securities, such investments may, be made through the QFII status of FIL Investment Management (Hong Kong) Limited, the Stock Connect, the China Interbank Bond Market direct access scheme, the Bond Connect and/or any permissible means available to the funds under prevailing laws and regulations and are subject to country specific investment restrictions for the funds registered in certain jurisdictions as stated in Part V, Section 5.3, of the Prospectus.

### **Investor Profile**

Multi Asset funds may be suitable for investors who wish to participate in capital markets while being prepared to accept the risks described for each Multi Asset fund under "Risk Factors", Part I (1.2) of the Prospectus. Investment in a Multi Asset fund can be regarded as a medium or long-term investment.

The investment objective for each Multi Asset fund stated below must be read together with the further information set out in the above section.

Fund Name	Investment Objective	Notes
<b>Fidelity Funds – Asia Pacific Multi Asset Growth &amp; Income Fund</b>	<p>The fund aims to provide capital growth and income over the medium to longer term by investing primarily in equities and fixed income securities issued by companies that are listed in, or have their registered office in, or exercise a majority of their activity in the Asia Pacific region including Australia and New Zealand but excluding Japan, or issued by governments or quasi-governments of the same region.</p> <p>This region includes certain countries considered to be emerging markets. The fund will actively allocate to, and within, different asset classes and geographies based on their potential to generate capital growth and income within the portfolio. The main asset classes in which the fund will invest include Asia Pacific equities, and Asia Pacific investment grade, and high yield bonds, including government bonds. Investments will not be required to meet minimum rating standards. The fund may invest its net assets directly in China A and B Shares and/or onshore China fixed income securities listed or traded on any Eligible Market in China.</p> <p>The fund is actively managed without reference to an index.</p> <p><b><u>Portfolio Information:</u></b></p> <p>For the remaining assets, the Investment Manager has the freedom to invest outside the fund's principal geographies, market sectors, currency or asset classes.</p> <p>The fund may, under normal market conditions, invest up to 40% of its assets in investment grade bonds, 75% in equities, and up to 40% in high yield bonds.</p> <p>In adverse market conditions the fund may invest up to 30% of its assets in cash, Money Market Instruments, and Money Market Funds.</p> <p>Onshore China fixed income securities are listed or traded on any Eligible Market in China, and are issued by a variety of issuers such as government, quasi-government, banks, financial institutions or other corporate entities established or incorporated in China or corporate entities with commercial activities in China.</p> <p>The fund may invest in hybrids and CoCos, as well as in other subordinated financial debt and preference shares.</p>	<p><b>Reference Ccy: USD</b></p> <p>The fund invests in the Asia Pacific region including Australia and New Zealand but excluding Japan and may invest in different countries in this region. It is unconstrained in the amount that it may invest in any country in this region.</p> <p>The fund can directly invest in China A Shares and/or onshore China fixed income securities listed or traded on any Eligible Market in China through the QFII status of FIL Investment Management (Hong Kong) Limited, the Stock Connect, the China Interbank Bond Market scheme or via any other permissible means available to the fund under prevailing laws and regulations.</p> <p>The fund will invest less than 30% of its net assets directly and/or indirectly in China A and B Shares and/or onshore China fixed income securities on an aggregated basis.</p> <p>The fund's source of income will mainly be generated from dividend payments from equity securities and coupon payments from bond holdings.</p> <p>Less than 30% of the fund's total net assets will be invested in hybrids and CoCos, with less than 20% of the total net assets to be invested in CoCos.</p>
<b>Fidelity Funds - European Multi Asset Income Fund</b>	<p>The fund aims to provide income by investing primarily in equities and fixed income securities issued by both companies that are listed in, or have their registered office in, or exercise a majority of their activity in Europe, and European governments.</p> <p>The fund will actively allocate to, and within, different asset classes based on their potential to generate income. The main asset classes in which the fund will invest include fixed income securities (including investment grade and high yield bonds), equities and alternative assets, such as (but not limited to) infrastructure securities and closed-ended real estate investment trusts (REITs).</p> <p>The fund is actively managed without reference to an index.</p> <p><b><u>Portfolio Information:</u></b></p> <p>Within the main asset classes described above the fund may, under normal market conditions, invest up to 70% of its net assets in European investment grade bonds, up to 50% of its net assets in European equities, up to 50% of its net assets in European high yield bonds and up to 20% of its net assets in alternative investments.</p> <p>The fund may tactically invest up to 50% of its net assets in European government bonds and up to 20% of its net assets in non-European investments (including equities, government bonds, investment grade bonds, high yield bonds, emerging market debt and alternative assets).</p> <p>The fund may invest in hybrids and CoCos, as well as in other subordinated financial debt and preference shares.</p> <p>In adverse market conditions the fund may hold up to 25% of its net assets in cash or money market instruments (cash and short-term deposits, certificates of deposit and bills, Money Market Funds).</p>	<p><b>Reference Ccy: Euro</b></p> <p>The fund's source of income will mainly be generated from dividend payments (from equity securities) and coupon payments (from bond holdings).</p> <p>Less than 30% of the fund's total net assets will be invested in hybrids and CoCos, with less than 20% of the total net assets to be invested in CoCos.</p>

Fund Name	Investment Objective	Notes
<b>Fidelity Funds – Global Multi Asset Defensive Fund</b>	<p>The fund aims to provide long term capital growth whilst seeking to preserve capital by providing exposure to a range of global asset classes. The fund will allocate to, and within, different asset classes and geographies (including emerging markets) based on their potential to generate growth or reduce risk within the overall portfolio.</p> <p>The main asset classes in which the fund will invest include global investment grade bonds, global high yield bonds, global equities, commodities, closed-ended real estate investment trusts (REITs), cash and Money Market instruments.</p> <p>The fund is actively managed and aims to achieve a better downside profile versus a composite of 20% MSCI ACWI (Net) EUR Index and 80% Barclays Global Aggregate Index (EUR Hedged) Index on a rolling 3-year basis. The fund does not use an index against which the performance of the fund may be assessed.</p> <p>The fund may invest its net assets directly in China A and B Shares and/or onshore China fixed income securities listed or traded on any Eligible Market in China.</p> <p><b>Portfolio Information:</b></p> <p>Within the main asset classes described above the fund may, under normal market conditions, invest less than 30% of its net assets in global sub investment grade and/or high yield bonds.</p> <p>The fund may invest in hybrids and CoCos, as well as in other subordinated financial debt and preference shares.</p> <p>The fund may use financial derivative instruments, including complex financial derivative instruments or strategies, to meet the investment objectives of the fund. Financial derivative instruments may be used to create economic exposure to an asset akin to a physical holding of that asset. The types of financial derivative instruments that will be used include index, basket or single name futures, options and contracts for difference referencing equities or bonds. Options used will include put and call options including covered call options. The fund will use index, basket or single credit default and total return swaps to gain exposure or reduce credit risk of issuers, interest rate swaps to actively manage the level of interest rate risk and currency derivatives to hedge or gain exposure to currencies or replicate currency exposure of the underlying securities of an equity index. The long and short active currency positions implemented by the fund may not be correlated with the underlying securities positions held by the fund.</p>	<p><b>Reference Ccy: Euro</b></p> <p>The fund can directly invest in China A Shares and/or onshore China fixed income securities listed or traded on any Eligible Market in China through the QFII status of FIL Investment Management (Hong Kong) Limited, the Stock Connect, the China Interbank Bond Market scheme and/or via any other permissible means available to the fund under prevailing laws and regulations.</p> <p>The fund will invest less than 20% of its net assets directly and/or indirectly in China A and B Shares and/or onshore China fixed income securities on an aggregated basis.</p> <p>"Eligible Market in China" refers to the Shanghai Stock Exchange, the Shenzhen Stock Exchange or the mainland China interbank bond market, as the case may be.</p> <p>Any commodity exposure for this fund will be obtained through eligible instruments and derivatives such as (but not limited to) units/shares of UCITS or other UCIs, Exchange Traded Funds and commodity index swap transactions.</p> <p>Less than 30% of the fund's total net assets will be invested in hybrids and CoCos, with less than 20% of the total net assets to be invested in CoCos.</p> <p><b>Global Exposure:</b></p> <p>The global exposure of the fund is calculated using the absolute VaR approach, which is limited to 8%.</p> <p>The expected level of leverage for investment-related activity is 250% and the expected level of leverage arising from hedged share class activity is 150%, for a total of 400% The fund's leverage may increase to higher levels, including in atypical market conditions, however it is not expected to exceed 750% of the Net Asset Value of the fund.</p>

Fund Name	Investment Objective	Notes
<b>Fidelity Funds - Global Multi Asset Dynamic Fund</b>	<p>The fund aims to provide long term capital growth by investing in a range of global asset classes. The fund will actively allocate to, and within, different asset classes and geographies (including emerging markets) based on their potential to generate capital growth.</p> <p>The main asset classes in which the fund will invest include global investment grade bonds, global high yield bonds, global equities, commodities and closed-ended real estate investment trusts (REITs).</p> <p>The fund is actively managed and references a composite of 75% MSCI ACWI Index; 25% Bloomberg Barclays Global Aggregate Index (the 'Index') for performance comparison only. The fund may invest its net assets directly in China A and B Shares and/or onshore China fixed income securities listed or traded on any Eligible Market in China.</p> <p>Portfolio Information:</p> <p>Within the main asset classes listed above the fund may, under normal market conditions, invest up to 100% in fixed income securities (including up to 50% of its net assets in global investment grade bonds, up to 75% in global high yield bonds (which include below investment grade and unrated bonds) and up to 75% in emerging market bonds), up to 100% in global equities, (including up to 75% emerging market equities), up to 15% in Russian securities, up to 50% in commodities, and up to 30% in closed-ended REITs.</p> <p>The fund may invest in hybrids and CoCos, as well as in other subordinated financial debt and preference shares.</p>	<p><b>Reference Ccy: USD.</b></p> <p>It is understood that under the current Luxembourg regulation a fund may invest not more than 10% of its net assets in unlisted securities not dealt on a Regulated Market. Some investments in Russian securities may be considered as falling under such limit.</p> <p>The fund can directly invest in China A Shares and/or onshore China fixed income securities listed or traded on any Eligible Market in China through the QFII status of FIL Investment Management (Hong Kong) Limited, the Stock Connect, the China Interbank Bond Market scheme and/or via any other permissible means available to the fund under prevailing laws and regulations.</p> <p>The fund will invest less than 30% of its assets directly and/or indirectly in China A and B Shares and/or onshore China fixed income securities on an aggregated basis.</p> <p>"Eligible Market in China" refers to the Shanghai Stock Exchange, the Shenzhen Stock Exchange or the mainland China interbank bond market, as the case may be.</p> <p>The types of commodities in which the fund may invest include gold, metals and oil. Any commodity exposure for this fund will be obtained through eligible instruments and derivatives such as (but not limited to) units/shares of UCITS or other UCIs, Exchange Traded Funds and commodity index swap transactions.</p> <p>Less than 30% of the fund's total net assets will be invested in hybrids and CoCos, with less than 20% of the total net assets to be invested in CoCos.</p> <p>The dividend or payout policy of the underlying closed-ended REITs is not representative of the dividend or payout policy of this fund.</p>

Fund Name	Investment Objective	Notes
<b>Fidelity Funds – Global Multi Asset Growth &amp; Income Fund</b>	<p>The fund aims to provide income and capital growth over the medium to longer term by investing in a range of global asset classes. The fund will actively allocate to, and within, different asset classes and geographies (including emerging markets) based on their potential to generate income and capital growth within the portfolio.</p> <p>The main asset classes in which the fund will invest include global investment grade bonds, global high yield bonds, global equities, infrastructure securities, commodities and closed-ended real estate investment trusts (REITs).</p> <p>The fund is actively managed without reference to an index.</p> <p><b>Portfolio Information</b></p> <p>Within the main asset classes listed above the fund may, under normal market conditions, invest up to 100% of its net assets in global investment grade bonds, up to 75% in global high yield bonds (which include below investment grade and unrated bonds), up to 60% in emerging market bonds and up to 80% in global equities (including up to 60% in emerging market equities).</p> <p>It may also have an exposure of less than 30% of its net assets to each of the following asset classes: infrastructure securities, commodities and closed-ended real estate investment trusts (REITs).</p> <p>The fund may invest its net assets directly in China A and B Shares and/or onshore China fixed income securities listed or traded on any Eligible Market in China.</p> <p>The fund may invest in hybrids and CoCos, as well as in other subordinated financial debt and preference shares.</p> <p>In adverse market conditions the fund may hold up to 30% of its assets in cash or money market instruments (cash and short-term deposits, certificates of deposit and bills, Money Market Funds).</p>	<p><b>Reference Ccy: USD</b></p> <p>Any commodity exposure for this fund will be obtained through eligible instruments and derivatives such as (but not limited to) units/shares of UCITS or other UCIs, Exchange Traded Funds and commodity index swap transactions.</p> <p>"Eligible Market in China" refers to the Shanghai Stock Exchange, the Shenzhen Stock Exchange or the mainland China interbank bond market, as the case may be. The fund can directly invest in China A Shares and/or onshore China fixed income securities listed or traded on any Eligible Market in China through the QFII status of FIL Investment Management (Hong Kong) Limited, the Stock Connect, the China Interbank Bond Market scheme and/or via any other permissible means available to the fund under prevailing laws and regulations.</p> <p>The fund will invest less than 30% of its net assets directly and/or indirectly in China A and B Shares and/or onshore China fixed income securities, which may include urban investment bonds, on an aggregated basis. The fund may also invest up to 30% of its assets value in offshore China fixed income instruments, including, but not limited to, dim sum bonds.</p> <p>The fund's source of income will mainly be generated from dividend payments from equity securities, coupon payments from bond holdings and payments out of capital.</p> <p>Less than 30% of the fund's total net assets will be invested in hybrids, and CoCos, with less than 20% of the total net assets to be invested in CoCos.</p>
<b>Fidelity Funds - Global Multi Asset Income Fund</b>	<p>The fund aims to provide income and moderate capital growth over the medium to longer term by investing in global fixed income securities and global equities.</p> <p>The fund will actively allocate to, and within, different asset classes and geographies based on their potential to generate income and capital growth within the portfolio. The main asset classes in which the fund will invest include global investment grade bonds, global high yield bonds, emerging market bonds and global equities. As this fund may invest globally, it may be exposed to countries considered to be emerging markets.</p> <p>The fund may tactically invest up to 50% of its assets in global government bonds. It may also have an exposure of less than 30% of its assets to each of the following asset classes, infrastructure securities and closed-ended real estate investment trusts (REITs).</p> <p>The fund is actively managed without reference to an index.</p> <p><b>Portfolio Information:</b></p> <p>Within the main asset classes described above the fund may, under normal market conditions, invest up to 100% of its assets in global investment grade bonds, 50% of its assets in emerging market bonds, 50% in global equities, and up to 60% in global high yield bonds.</p> <p>The fund may invest in hybrids and CoCos, as well as in other subordinated financial debt and preference shares.</p> <p>In adverse market conditions the fund may hold up to 25% of its assets in cash or money market instruments (cash and short-term deposits, certificates of deposit and bills, Money Market Funds).</p>	<p><b>Reference Ccy: USD</b></p> <p>As the fund may invest globally, it may invest across different countries and regions. It is unconstrained in the amount it may invest in any single country or region.</p> <p>This fund is also authorised by the Securities and Futures Commission in Hong Kong under the Securities and Futures Commission Code on Unit Trusts and Mutual Funds and not under the Securities and Futures Commission Code on Real Estate Investment Trusts. SFC authorisation is not a recommendation or endorsement of a scheme nor does it guarantee the commercial merits of a scheme or its performance. It does not mean the scheme is suitable for all investors nor is it an endorsement of its suitability for any particular investor or class of investors.</p> <p>The dividend or payout policy of the underlying closed-ended REITs is not representative of the dividend or payout policy of this fund.</p> <p>The fund's source of income will mainly be generated from dividend payments from equity securities and coupon payments from bond holdings.</p> <p>Less than 30% of the fund's total net assets will be invested in hybrids and CoCos, with less than 20% of the total net assets to be invested in CoCos.</p>

Fund Name	Investment Objective	Notes
<b>Fidelity Funds – Greater China Multi Asset Growth &amp; Income Fund</b>	<p>The fund aims to provide capital growth and income over the medium to longer term by investing primarily in equities and fixed income securities issued by companies that are listed in, or have their registered office in, or exercise a majority of their activity in the Greater China region including Hong Kong, China, Taiwan and Macau, or issued by governments or quasi-governments of the same region. China, Taiwan and Macau are considered as emerging markets.</p> <p>The fund will actively allocate to, and within, different asset classes and geographies based on their potential to generate capital growth and income within the portfolio. The main asset classes in which the fund will invest include Greater China equities and Greater China investment grade bonds, and Greater China high yield bonds, including government bonds and unrated bonds. Investments will not be required to meet minimum credit rating standards. The fund may invest its net assets directly in China A and B Shares and/or onshore China fixed income securities listed or traded on any Eligible Market in China. The fund may also seek exposure to commodities and closed-ended real estate investment trusts (REITs).</p> <p>The Investment Manager is not restricted in its choice of companies either by size or industry.</p> <p>The fund may also invest in UCITS and UCIs.</p> <p>The fund is actively managed without reference to an index.</p> <p><b>Portfolio Information:</b></p> <p>For the remaining assets, the Investment Manager has the freedom to invest outside the fund's principal geographies, market sectors, currency or asset classes.</p> <p>Onshore China fixed income securities are listed or traded on any Eligible Market in China, and are issued by a variety of issuers such as government, quasi-government, banks, financial institutions or other corporate entities established or incorporated in China or corporate entities with commercial activities in China.</p> <p>The fund may invest in hybrids and CoCos, as well as in other subordinated financial debt and preference shares.</p>	<p><b>Reference Ccy: USD</b></p> <p>Any commodity exposure for this fund will be obtained through eligible instruments and derivatives such as (but not limited to) units/shares of UCITS or other UCIs, Exchange Traded Funds and commodity index swap transactions.</p> <p>The fund can directly invest in China A Shares and/or onshore China fixed income securities listed or traded on any Eligible Market in China through the QFII status of FIL Investment Management (Hong Kong) Limited, the Stock Connect, the China Interbank Bond Market scheme or via any other permissible means available to the fund under prevailing laws and regulations.</p> <p>The fund will invest up to 60% of its net assets directly and/or indirectly in China A and B Shares and/or onshore China fixed income securities on an aggregated basis. The fund may invest more than 30%, but up to 60%, of its net assets directly in China A Shares listed on the ChiNext market, the SME board or the STAR board, on an aggregate basis.</p> <p>The fund may also invest up to 50% of its net asset value in offshore China fixed income instruments including, but not limited to, dim sum bonds.</p> <p>"Eligible Market in China" refers to the Shanghai Stock Exchange, the Shenzhen Stock Exchange or the mainland China interbank bond market, as the case may be.</p> <p>The fund may, under normal market conditions, invest up to 90% of its net assets in fixed income securities (including up to 40% in investment grade bonds and up to 50% in high yield bonds which include below investment grade and unrated bonds), up to 10% of its net assets in commodities and up to 80% of its net assets in equities, and up to 15% of its net assets in REITs. The fund may invest up to 10% of its net assets in urban investment bonds. The fund may also invest up to 20% of its net assets in collateralised and/or securitised products (e.g. asset-backed securities and mortgage-backed securities).</p> <p>In adverse market conditions the fund may invest up to 30% of its net assets in cash, Money Market Instruments, and money market funds.</p> <p>The fund's source of income will mainly be generated from dividend payment (from equity securities) and coupon payments from bond holdings. The fund intends to provide capital growth mainly through its equity investments.</p> <p>Less than 30% of the fund's total net assets will be invested in hybrids and CoCos, with less than 20% of the total net assets to be invested in CoCos.</p>

Fund Name	Investment Objective	Notes
<b>Fidelity Funds – Fidelity Patrimoine</b>	<p>The fund aims to adopt a conservative approach and provide moderate long-term capital growth primarily through investment in a range of global assets, including those located, listed or exposed to emerging markets, providing exposure to equities, bonds, commodities and cash. Investments will have an emphasis on Euro denominated securities.</p> <p>The fund may also seek exposure to infrastructure securities and closed-ended real estate investment trusts (REITs). The fund may achieve elements of its return through the use of financial derivatives.</p> <p>The fund is actively managed. The Investment Manager will, for the purposes of monitoring risk, reference a composite of 50% ICE BofA Euro Large Cap Index; 15% MSCI AC World ex Europe Index; 15% MSCI Europe Index; 10% Bloomberg Commodity Index Total Return; 10% EUR 1W LIBID (the "Index") as the Index represents the characteristics the fund is seeking to gain exposure to. The fund's performance can be assessed against its Index.</p> <p>The Investment Manager has a wide range of discretion relative to the Index. While the fund will hold assets that are components of the Index, it may also invest in issuers, sectors, countries and security types that are not included in, and that have different weightings from, the Index in order to take advantage of investment opportunities. It is expected that over long time periods, the fund's performance will differ from the Index. However, over short time periods, the fund's performance may be close to the Index, depending on market conditions.</p> <p><b><u>Portfolio Information:</u></b></p> <p>The fund may use financial derivative instruments, including complex financial derivative instruments or strategies, to meet the investment objectives of the fund. The fund may maintain long and short exposure to securities through the use of derivative instruments. Such positions may not be correlated with the underlying securities positions held by the fund. This provides the Investment Manager with a degree of flexibility when to choose a particular technique, or when to concentrate or diversify investments.</p> <p>Financial derivative instruments may be used to create economic exposure to an asset akin to a physical holding of that asset.</p> <p>Currency derivatives may be used to hedge or gain both long or short exposure to currencies or replicate currency exposure of the underlying securities of an equity index.</p> <p>The types of financial derivative instrument that will be used include index, basket or single name futures, options and contracts for difference referencing equities or bonds. Options used will include put and call options including covered call options.</p> <p>The fund may invest in hybrids and CoCos, as well as in other subordinated financial debt and preference shares.</p>	<p><b>Reference Ccy: Euro</b></p> <p>As the fund may invest globally, it may invest across different countries and regions. It is unconstrained in the amount it may invest in any single country or region. Any commodity exposure for this fund will be obtained through eligible instruments and derivatives such as (but not limited to) units/shares of UCITS or other UCIs, Exchange Traded Funds and commodity index swap transactions.</p> <p><b>Global exposure:</b></p> <p>The global exposure of the fund will be monitored using the relative VaR approach. The fund's VaR is limited to 200% of the VaR of the reference portfolio which is a composite of 50% ICE BofA Euro Large Cap Index; 15% MSCI AC World ex Europe Index; 15% MSCI Europe Index; 10% Bloomberg Commodity Index Total Return; 10% EUR 1W LIBID.</p> <p>The expected level of leverage for investment-related activity is 300% and the expected level of leverage arising from hedged share class activity is 150%, for a total of 450%. The fund's leverage may increase to higher levels, including in atypical market conditions, however it is not expected to exceed 550% of the Net Asset Value of the fund.</p> <p>Less than 30% of the fund's total net assets will be invested in hybrids and CoCos, with less than 20% of the total net assets to be invested in CoCos.</p>



Fund Name	Investment Objective	Notes
<b>Fidelity Funds – Sustainable Multi Asset Income Fund</b>	<p>The fund aims to provide income and moderate capital growth over the medium to longer term by actively allocating to, and within, different asset classes including equity, fixed income, commodity, infrastructure, real estate and cash.</p> <p>As this fund may invest globally, it may be exposed to countries considered to be emerging markets, including Russia and China. For China, the fund may invest its net assets directly in China A and B Shares and/or onshore China fixed income securities listed or traded on any Eligible Market in China.</p> <p>The fund is part of the Fidelity Sustainable Family of Funds and adopts a Sustainable Focused strategy under which a minimum of 70% of the fund's net assets will be invested in securities deemed to maintain sustainable characteristics, as described in the section entitled "1.3.2 (b) Fidelity Sustainable Family of Funds". The fund will consider a wide range of environmental and social characteristics on an ongoing basis. Environmental characteristics include, but are not limited to, climate change mitigation and adaptation, water and waste management and biodiversity, while social characteristics include, but are not limited to, product safety, supply chain, health and safety and human rights. Controversies involving environmental and social characteristics are regularly monitored. Environmental and social characteristics are analysed by Fidelity's fundamental analysts and rated through Fidelity Sustainability Ratings. The fund seeks to promote these characteristics by adhering to the Fidelity Sustainable Family Framework.</p> <p>The fund is actively managed without reference to an index.</p> <p><b>Portfolio Information:</b></p> <p>Within the main asset classes described above the fund may, under normal market conditions, invest on a net asset basis up to 100% in fixed income securities (including up to 100% in investment grade bonds, up to 60% in high yield bonds, up to 50% in government bonds, up to 50% in emerging market bonds and up to 10% in Russian bonds), up to 50% in equities (including up to 50% in emerging market equities and up to 10% in Russian equities), up to 30% in eligible closed-ended real estate investment trusts, up to 30% in infrastructure securities (excluding REITs) and up to 5% in commodities. The aggregate limit of investment in emerging market equities and bonds is up to 50% of the fund's net assets. The aggregate limit of investment in Russian equities and bonds is up to 10% of the fund's net assets. In adverse market conditions the fund may hold up to 25% of its net assets in cash or money market instruments (cash and short-term deposits, certificates of deposit and bills, and Money Market Funds).</p> <p>Onshore China fixed income securities are listed or traded on any Eligible Market in China, and are issued by a variety of issuers such as government, quasi-government, banks, financial institutions or other corporate entities established or incorporated in China or corporate entities with commercial activities in China.</p> <p>Although the fund will not actively invest in distressed securities, it may retain positions related to such types of assets. Under normal market circumstances, distressed securities will not exceed 10% of the fund's net assets.</p> <p>The fund may invest up to 10% of its net assets in aggregate in equity linked notes and credit linked notes.</p> <p>The fund may invest in hybrids and CoCos, as well as in other subordinated financial debt and preference shares.</p>	<p><b>Reference Ccy: USD</b></p> <p>As the fund may invest globally, it may invest across different countries and regions. It is unconstrained in the amount it may invest in any single country or region.</p> <p>Any commodity exposure for this fund will be obtained through eligible instruments and derivatives such as (but not limited to) units/shares of UCITS or other UCIs, Exchange Traded Funds and commodity index swap transactions.</p> <p>The fund's source of income will mainly be generated from dividend payments (from equity securities) and coupon payments (from bond holdings) based on their potential to generate income and capital growth.</p> <p>The dividend or payout policy of the underlying closed-ended REITs is not representative of the dividend or payout policy of this fund.</p> <p>To achieve its objective the fund adopts a tactical asset allocation strategy where the fund's investments may be actively balanced and adjusted. This may result in the fund incurring greater transaction costs than a fund with static allocation strategy.</p> <p>The fund can directly invest in China A Shares and/or onshore China fixed income securities listed or traded on any Eligible Market in China through the QFII status of FIL Investment Management (Hong Kong) Limited and/or through any permissible means available to the fund under prevailing laws and regulations (including through the Stock Connect, the China Interbank Bond Market scheme or any other eligible means) or indirectly such as by way of access products including, but not limited to, equity linked notes, participation notes, credit-linked notes or funds investing in China A Shares and/or onshore China fixed income securities. The fund will invest less than 30% of its net assets directly and/or indirectly in onshore China A and B Shares and/or onshore China fixed income securities on an aggregated basis.</p> <p>The fund may also invest less than 10% of its net asset value in offshore China fixed income instruments including, but not limited to, dim sum bonds.</p> <p>Less than 30% of the fund's total net assets will be invested in Hybrids and CoCos, with less than 20% of the total net assets to be invested in CoCos.</p> <p>The fund is subject to the disclosure requirements of article 8 of the SFDR.</p>

#### 1.4.4 BOND FUNDS

The aim of the Bond funds is to provide investors with relatively high income with the possibility of capital gains. They may primarily invest in, or achieve exposure to, bonds, debt instruments or elements of their return (such as credit, interest rate or foreign exchange elements). Such bonds or debt instruments can, among others, be issued by governments, agencies, supra-nationals, private or publicly quoted companies, special purpose or investment vehicles, or trusts, which are linked to the geographies, sectors, credit quality, currency and asset classes reflected in the investment objective of each individual fund. Where the investment objective refers to assets such as companies of a particular country or region and in the absence of any further specification, a company's listing, incorporation, domicile, or principal business activities may be referenced in the assessment. Power is reserved to invest up to 100% of the assets of any fund in securities issued or guaranteed by certain government and other public bodies as described more fully in Part V, section A of the Prospectus. For any remaining assets, the Investment Manager has the freedom to invest outside the fund's principal geographies, market sectors, credit quality, currency or asset classes.

The Bond funds may pay fixed or variable coupons, whereby the variable element may be derived from prevailing market interest rates or the performance of other assets (e.g. asset-backed securities). Unless otherwise specified in its investment objective, securitised and/or collateralised securities (e.g. asset-backed securities and mortgage-backed securities) will not exceed 20% of the net assets of each fund, provided that such limit will not apply to investments in such securities issued or guaranteed by the United States government or United States government sponsored entities. The repayment of a bond may have a fixed date or may be subject to some issuer discretion (e.g. some mortgage bonds). The Bond funds may invest in bonds that have conversion or subscription rights to other assets attached to them (e.g. convertible bonds and CoCos) and hybrids. Not all bonds or debt instruments will have been rated by one or several rating agencies; some may have a below investment grade rating. Unless otherwise stated in the investment objective of a fund, there is no limit on the exposures to investment grade securities.

Any reference in this section to investment grade securities shall mean securities with a rating of BBB- or higher from Standard & Poor's or equivalent rating from an internationally recognised rating agency (in case of divergent ratings, the worst of the best two credit ratings applies). Unless otherwise specified in its investment objective, sub investment grade or high yielding securities will not exceed 20% of the net assets of each fund.

Any reference in this section to sub investment grade or high yielding securities shall mean securities with a rating of BB+ or less from Standard & Poor's or equivalent rating from an internationally recognised rating agency (in case of divergent ratings, the worst of the best two credit ratings applies).

In selecting bond securities, several factors are considered in the investment process; for example, consideration may include, but is not limited to, a company's financials, including revenue and profit growth, balance sheet health and positioning, cash flows, and other financial measures. In addition, company management, industry and economic environment, and other factors may be considered in the investment process.

Where appropriate to implement their investment objective, the investments for all Bond funds may be made in bonds issued in currencies other than the fund's Reference Currency. The Investment Manager may choose to hedge currency exposures through the use of instruments such as forward foreign exchange contracts.

With due consideration given to the restrictions on investments required by applicable law and regulations and on an ancillary basis, the Bond funds may further hold cash and cash equivalents (including Money Market Instruments and time deposits) up to 49% of their net assets. This percentage may exceptionally be exceeded if the Directors consider this to be in the best interests of the Shareholders.

Unless otherwise specified in its investment objective, each Bond fund may invest up to 10% of its net assets in UCITS and UCIs.

The Bond funds are actively managed and do not seek to replicate or track the performance of any index. However, as part of the Bond funds' active allocation policy, the Investment Manager may invest a portion of their assets from time to time in holdings and instruments which provide passive exposure, such as ETFs, futures, total return swaps, and swaps/options on an index. All Bond funds may use financial derivative instruments provided (a) they are economically appropriate in that they are realised in a cost-effective way, (b) they are entered into for one or more of (i) reduction of risk, (ii) reduction of cost and (iii) generation of additional capital or income for the Bond funds (including for investment purposes) with a level of risk which is consistent with the risk profile of the relevant Bond fund(s) and the risk diversification rules laid down in Part V. (5.1, A. III) of the Prospectus, and (c) their risks are adequately captured by the risk management process of the Fund.

Financial derivative instruments may be used to (i) increase or reduce exposure to interest rate risk (including inflation) through the use of interest rate or bond futures, options, swaptions and interest rate, total return or inflation swaps, (ii) buy or sell part or all of the credit risk relating to single issuers, or multiple issuers referenced in a basket or index through the use of options, credit default and total return swaps and (iii) hedge, reduce or increase exposure to currencies through the use of forwards, including non-deliverable forwards and currency swaps.

Financial derivative instruments may also be used to replicate the performance of physically held securities. Other fixed income strategies may include positions that benefit from a decline in value or that give exposure to certain elements of returns of a particular issuer or asset in order to provide returns that are unrelated to those of the general market or positions that would not have been available without the use of financial derivative instruments. Financial derivative instruments may be over-the-counter ("OTC") and/or exchange traded instruments on underlying assets.

Unless otherwise specified in the notes to a fund under the title "Global Exposure", the method used to calculate the global exposure relating to financial derivative instruments is the commitment approach (please refer to Part V, 5.1., D. of the Prospectus for further details). For funds which global exposure is monitored using the VaR methodology, leverage is determined using the sum of the notional (expressed as a sum of positive values) of all financial derivatives instruments used. Shareholders should be aware that (i) a higher level of expected leverage does not automatically infer a higher level of investment risk; and (ii) the expected level of leverage may include leverage generated by the use of derivatives for hedging purposes.

While the judicious use of financial derivative instruments may be beneficial, financial derivative instruments also involve risks different from, and, in certain cases greater than the risks presented by more traditional investments. The use of financial derivative instruments may cause the Share price to be more volatile. For a further description of risks relating to the use of financial derivative instruments please refer to "Risk Factors", Part I (1.2) of the Prospectus.

In accordance with Part V, section E. "Securities Lending and Borrowing and Repurchase and Reverse Repurchase Transactions" and section H. "EU Securities Financing Transactions Regulation" of the Prospectus, the Bond funds may, for the purpose of Efficient Portfolio Management enter into repurchase and reverse of repurchase agreements and engage in securities lending transactions. They will not enter into margin lending transactions. Bond funds may also use total return swaps (including CFDs) to meet their investment objective. For further details on the maximum and expected use by each fund of such transactions please refer to Appendix III to this Prospectus.

For the funds that are specifically allowed by their investment objective to make direct investments in China A Shares and/or onshore China fixed income securities, such investments may, be made through the QFII status of FIL Investment Management (Hong Kong) Limited, the Stock Connect, the China Interbank Bond Market direct access scheme, the Bond Connect and/or any permissible means available to the funds under prevailing laws and regulations and are subject to country specific investment restrictions for the funds registered in certain jurisdictions as stated in Part V, Section 5.3, of the Prospectus.

### **Investor Profile**

Bond funds may be suitable for investors who wish to participate in debt markets while being prepared to accept the risks described for each Bond fund under "Risk Factors", Part I (1.2) of the Prospectus. Investment in a Bond fund can be regarded as a short, medium or long-term investment.

The investment objective for each Bond fund stated below must be read together with the further information set out in the above section.

Fund Name	Investment Objective	Notes
<b>Fidelity Funds – Asian Bond Fund</b>	<p>The fund aims to achieve income and capital appreciation by investing primarily in investment grade fixed income securities of issuers that have their principal business activities in the Asian region. This region includes certain countries considered to be emerging markets.</p> <p>The fund is actively managed. The Investment Manager will, when selecting investments for the fund and for the purposes of monitoring risk, reference ICE BofA Asia Dollar Investment Grade Index (the "Index") as the Index constituents best represent the characteristics the fund is seeking to gain exposure to. The fund's performance can be assessed against its Index.</p> <p>The Investment Manager has a wide range of discretion relative to the Index. While the fund will hold assets that are components of the Index, it may also invest in issuers, sectors, countries and security types that are not included in, and that have different weightings from the Index in order to take advantage of investment opportunities. It is expected that over long time periods, the fund's performance will differ from the Index. However, over short time periods, the fund's performance may be close to the Index, depending on market conditions.</p> <p><b>Portfolio Information:</b></p> <p>The fund may invest in hybrids and CoCos, as well as in other subordinated financial debt and preference shares.</p>	<p><b>Reference Ccy: USD</b></p> <p>The fund invests in the Asian region and may invest in different countries in this region. It is unconstrained in the amount that it may invest in any country in this region.</p> <p>Less than 30% of the fund's total net assets will be invested in hybrids and CoCos, with less than 20% of the total net assets to be invested in CoCos.</p>
<b>Fidelity Funds – Asian High Yield Fund</b>	<p>This fund seeks a high level of current income and capital appreciation by investing primarily in high-yielding sub investment grade securities of issuers, or in high-yielding securities of sub investment grade issuers, all having their principal business activities in the Asian region. This region includes certain countries considered to be emerging markets.</p> <p>This fund will suit those investors seeking high income and capital appreciation and who are prepared to accept the risks associated with this type of investment. The type of debt securities in which the fund will primarily invest will be subject to high risk and will not be required to meet a minimum rating standard. Not all securities will be rated for creditworthiness by an internationally recognized rating agency. The fund may invest its net assets directly in onshore China fixed income securities listed or traded on any Eligible Market in China.</p> <p>The fund is actively managed. The Investment Manager will, when selecting investments for the fund and for the purposes of monitoring risk, reference ICE BofA Asian Dollar High Yield Corporate Index (Level 4 20% Lvl4 Cap, 3% Constrained) (the "Index") as the Index constituents best represent the characteristics the fund is seeking to gain exposure to. The fund's performance can be assessed against its Index.</p> <p>The Investment Manager has a wide range of discretion relative to the Index. While the fund will hold assets that are components of the Index, it may also invest in issuers, sectors, countries and security types that are not included in, and that have different weightings from, the Index in order to take advantage of investment opportunities. It is expected that over long time periods, the fund's performance will differ from the Index. However, over short time periods, the fund's performance may be close to the Index, depending on market conditions.</p> <p><b>Portfolio Information:</b></p> <p>Onshore China fixed income securities are listed or traded on any Eligible Market in China, and are issued by a variety of issuers such as government, quasi-government, banks, financial institutions or other corporate entities established or incorporated in China or corporate entities with commercial activities in China.</p> <p>The fund may invest in hybrids and CoCos, as well as in other subordinated financial debt and preference shares.</p>	<p><b>Reference Ccy: USD</b></p> <p>The fund invests in the Asian region and may invest in different countries in this region. It is unconstrained in the amount that it may invest in any country in this region. The fund may directly invest in onshore China fixed income securities listed or traded on any Eligible Market in China through the QFII status of FIL Investment Management (Hong Kong) Limited.</p> <p>The fund will invest less than 30% of its net assets directly and/or indirectly in onshore China fixed income securities on an aggregated basis.</p> <p>Less than 30% of the fund's total net assets will be invested in hybrids and CoCos, with less than 20% of the total net assets to be invested in CoCos.</p>

Fund Name	Investment Objective	Notes
<b>Fidelity Funds - Asia Pacific Strategic Income Fund</b>	<p>The fund seeks to deliver an attractive income and capital appreciation by primarily investing in a broad range of fixed income instruments of issuers in Asia Pacific that have their head office or exercise a majority of their activity in Asia Pacific. This region includes certain countries considered to be emerging markets. The fund will adopt an active asset allocation approach, which may include investment into high yield instruments and emerging markets. Investments will not be required to meet minimum credit rating standards. Not all securities will be rated for creditworthiness by an internationally recognized rating agency. The manager is not restricted in its choice of companies either by market sector or industry, and will choose investments largely determined by the availability of attractive investment opportunities. The fund may invest its net assets directly in onshore China fixed income securities listed or traded on any Eligible Market in China.</p> <p>The fund is actively managed without reference to an index.</p> <p><b><u>Portfolio Information:</u></b></p> <p>Onshore China fixed income securities are listed or traded on any Eligible Market in China, and are issued by a variety of issuers such as government, quasi-government, banks, financial institutions or other corporate entities established or incorporated in China or corporate entities with commercial activities in China.</p> <p>Within the main asset classes described above the fund may invest up to 100% of its net assets in emerging markets, up to 90% of its net assets in high yield instruments, up to 80% of its net assets in Asia Pacific local currency bonds, and up to 50% of its net assets in offshore China fixed income instruments.</p> <p>The fund may invest in hybrids and CoCos, as well as in other subordinated financial debt and preference shares.</p>	<p><b>Reference Ccy: USD</b></p> <p>The fund invests in Asia Pacific and may invest in different countries in this region. It is unconstrained in the amount that it may invest in any country in this region.</p> <p>The fund may directly invest in onshore China fixed income securities listed or traded on any Eligible Market in China through the QFII status of FIL Investment Management (Hong Kong) Limited and/or through any permissible means available to the fund under prevailing laws and regulations or indirectly by way of access to products or funds investing in fixed income securities listed or traded on any Eligible Market in China.</p> <p>The fund will invest up to 50% of its net assets directly and/or indirectly in onshore China fixed income securities, which may include urban investment bonds, asset-backed securities (including asset-backed commercial papers) and bonds which are rated below investment grade or unrated bonds on an aggregated basis.</p> <p>The fund may also invest up to 50% of its net assets value in offshore China fixed income instruments including, but not limited to, dim sum bonds.</p> <p>The fund's source of income will mainly be generated from coupon payments from bond holdings.</p> <p>Less than 30% of the fund's total net assets will be invested in hybrids and CoCos, with less than 20% of the total net assets to be invested in CoCos.</p>

Fund Name	Investment Objective	Notes
<b>Fidelity Funds - China Government Bond Fund</b>	<p>The fund aims to provide long-term growth and income by investing in a portfolio primarily made up of fixed income securities issued by the People's Republic of China (PRC) government or the policy banks of the PRC. China is considered to be an emerging market.</p> <p>The fund is actively managed. The Investment Manager will, when selecting investments for the fund and for the purposes of monitoring risk, reference Bloomberg Barclays China Treasury + Policy Banks Capped 9% (the "Index") as the Index constituents best represent the characteristics the fund is seeking to gain exposure to. The fund's performance may be assessed against its Index.</p> <p>The Investment Manager has a wide range of discretion relative to the Index. While the fund will hold assets that are components of the Index, it may also invest in issuers, sectors, countries and security types that are not included in, and that have different weightings from, the Index in order to take advantage of investment opportunities. It is expected that over long time periods, the fund's performance will differ from the Index. However, over short time periods, the fund's performance may be close to the Index, depending on market conditions.</p> <p><b><u>Portfolio Information</u></b></p> <p>The fund will invest up to 100% of its net assets directly and/or indirectly in onshore China fixed income securities, of which up to 30% may be invested in policy bank bonds. Less than 70% of the fund's net assets will be invested in onshore China fixed income securities through the QFII status.</p> <p>Securities issued by the PRC or the policy banks of the PRC may be unrated.</p> <p>The fund may also invest in offshore China fixed income instruments including, but not limited to dim sum bonds.</p> <p>At least 70% of the fund's investments will be denominated in RMB.</p>	<p><b>Reference Ccy: USD</b></p> <p>The fund may directly invest in onshore China fixed income securities listed or traded on any Eligible Market in China through the QFII status of FIL Investment Management (Hong Kong) Limited, the China Interbank Bond Market scheme, the Bond Connect scheme and/or via any other permissible means available to the fund under prevailing laws and regulations and/or through any permissible means available to the fund under prevailing laws and regulations or indirectly by way of access to products or funds investing in fixed income securities listed or traded on any Eligible Market in China.</p> <p>Policy bank bonds are fixed income securities issued by the three Chinese government agencies which are assisting the PRC's central government to deploy its country-wide fiscal policy. These three entities, the Chinese Development Bank ('CDB'), the Agricultural Development Bank of China ('ADBC'), and the China Export Import Bank ('CEIB') are in charge of redistributing part of the government's central fiscal collection in projects, which support the agricultural, industrial and social evolution of the PRC.</p> <p>Unrated securities are debt securities which do not have a credit rating issued by Moody's, S&amp;P, or Fitch. In selecting unrated securities, the Investment Manager will apply its internal credit assessment to determine their credit quality.</p>

Fund Name	Investment Objective	Notes
<b>Fidelity Funds – China High Yield Fund</b>	<p>This fund seeks a high level of current income by investing primarily in high-yielding, sub-investment grade or non-rated debt securities of issuers that have their head office or exercise a majority of their activity in the Greater China region (including China, Hong Kong, Taiwan, and Macau). This region includes certain countries considered to be emerging markets. This fund will suit those investors seeking high income and who are prepared to accept the risks associated with this type of investment. The type of debt securities in which the fund will primarily invest will be subject to high risk and will not be required to meet a minimum credit rating standard. Not all securities will be rated for creditworthiness by an internationally recognized rating agency. The fund may invest its net assets directly in onshore China fixed income securities listed or traded on Eligible Markets in China. The manager is not restricted in its choice of companies either by market sector or industry, and will choose investments largely determined by the availability of attractive investment opportunities.</p> <p>The fund is actively managed without reference to an index.</p> <p><b>Portfolio Information:</b></p> <p>Onshore China fixed income securities are listed or traded on Eligible Markets in China, and are issued by a variety of issuers such as government, quasi government, banks, financial institutions or other corporate entities established or incorporated in China or corporate entities whose commercial activities are mainly carried out in China.</p> <p>The investments of the fund may be denominated in various currencies and is not restricted to one single currency.</p> <p>The fund may invest in hybrids and CoCos, as well as in other subordinated financial debt and preference shares.</p>	<p><b>Reference Ccy: USD</b></p> <p>The fund invests in the Greater China region (including China, Hong Kong, Taiwan, and Macau) and may invest in different countries in this region. It is unconstrained in the amount that it may invest in any country in this region. The fund may directly invest in onshore China fixed income securities listed or traded on Eligible Markets in China through the QFII status of FIL Investment Management (Hong Kong) Limited, the China Interbank Bond Market scheme and/or via any other permissible means available to the fund under prevailing laws and regulations or indirectly by way of access to products or funds investing in fixed income securities listed or traded on any Eligible Market in China</p> <p>The fund will invest up to 60% of its net assets directly and/or indirectly in onshore China fixed income securities, which may include urban investment bonds, asset-backed securities (including asset-backed commercial papers) and bonds which are rated below investment grade or unrated bonds, on an aggregated basis. The fund may also invest up to 100% of its Net Asset Value in offshore China fixed income instruments including, but not limited to, dim sum bonds.</p> <p>Less than 30% of the fund's total net assets will be invested in hybrids and CoCos, with less than 20% of the total net assets to be invested in CoCos.</p>

Fund Name	Investment Objective	Notes
<b>Fidelity Funds – China RMB Bond Fund</b>	<p>The fund aims to achieve income and capital appreciation via exposure to RMB denominated debt, money market securities and cash and/or cash equivalents (including, inter alia, time deposits). The fund will primarily invest, directly and/or indirectly, in investment grade securities denominated in RMB, investment grade securities of issuers that have their principal business activities in the Asia Pacific region, securities denominated in RMB of investment grade issuers or in securities of investment grade issuers that have their principal business activities in the Asia Pacific region. This region includes certain countries considered to be emerging markets. Exposure to non-RMB denominated debt securities may be hedged in order to seek to maintain the currency exposure in RMB. The fund may invest its net assets directly in onshore China fixed income securities listed or traded on any Eligible Market in China.</p> <p>The fund is actively managed without reference to an index.</p> <p><b><u>Portfolio Information:</u></b></p> <p>Onshore China fixed income securities are listed or traded on any Eligible Market in China and are issued by a variety of issuers such as government, quasi-government, banks, financial institutions or other corporate entities established or incorporated in China or corporate entities with commercial activities in China.</p> <p>The fund may invest in hybrids and CoCos, as well as in other subordinated financial debt and preference shares.</p>	<p><b>Reference Ccy: USD</b></p> <p>The fund invests in the Asia Pacific region and may invest in different countries in this region. It is unconstrained in the amount that it may invest in any country in this region. The fund may directly invest in onshore China fixed income securities listed or traded on any Eligible Market in China through the QFII status of FIL Investment Management (Hong Kong) Limited, the China Interbank Bond Market scheme and/or via any other permissible means available to the fund under prevailing laws and regulations and/or through any permissible means available to the fund under prevailing laws and regulations or indirectly by way of access to products or funds investing in fixed income securities listed or traded on any Eligible Market in China.</p> <p>The fund will invest up to 100% of its net assets directly and/or indirectly in onshore China fixed income securities on an aggregated basis.</p> <p>RMB: a colloquial reference to the Chinese Renminbi, which is also known internationally as the Chinese Yuan ('CNY'). Whilst the CNY is traded both onshore in China and offshore (primarily in Hong Kong), it is the same currency although currently traded at different rates. The offshore rate for trading CNY is generally referred to as 'CNH'. The CNH rate will be used when determining the value of the Shares of the fund.</p> <p>Less than 30% of the fund's total net assets will be invested in hybrids and CoCos, with less than 20% of the total net assets to be invested in CoCos.</p>

Fund Name	Investment Objective	Notes
<b>Fidelity Funds – Emerging Market Corporate Debt Fund</b>	<p>The fund aims to achieve income and capital appreciation through primarily investing in investment grade and sub investment grade global emerging market corporate debt securities denominated in globally traded major currencies ("hard currencies"). The fund may also invest in global emerging market debt instruments denominated in local currency. Up to 25% of the assets of the fund may be invested in sovereign bonds of emerging market issuers.</p> <p>Investments will be made within, although not limited to, Latin America, South East Asia, Africa, Eastern Europe (including Russia) and the Middle East. The fund may invest its net assets directly in onshore China fixed income securities listed or traded on any Eligible Market in China.</p> <p>The fund is actively managed. The Investment Manager will, when selecting investments for the fund and for the purposes of monitoring risk, reference J.P. Morgan Corporate Emerging Market Bond Index - Broad Diversified (the "Index") as the Index constituents best represent the characteristics the fund is seeking to gain exposure to. The fund's performance can be assessed against its Index.</p> <p>The Investment Manager has a wide range of discretion relative to the Index. While the fund will hold assets that are components of the Index, it may also invest in issuers, sectors, countries and security types that are not included in, and that have different weightings from, the Index in order to take advantage of investment opportunities. It is expected that over long time periods, the fund's performance will differ from the Index. However, over short time periods, the fund's performance may be close to the Index, depending on market conditions.</p> <p><b>Portfolio Information:</b></p> <p>The fund is not subject to any limitation on the portion of its Net Asset Value that may invest in sub investment grade securities or issuers.</p> <p>Onshore China fixed income securities are listed or traded on any Eligible Market in China, and are issued by a variety of issuers such as government, quasi-government, banks, financial institutions or other corporate entities established or incorporated in China or corporate entities with commercial activities in China.</p> <p>The fund may invest in hybrids and CoCos, as well as in other subordinated financial debt and preference shares.</p>	<p><b>Reference Ccy: USD</b></p> <p>The fund invests in Latin America, Asia, Africa, Eastern Europe (including Russia) and the Middle East and may invest in different countries in this region. It is unconstrained in the amount that it may invest in any country in this region. It is understood that under the current Luxembourg regulation a fund may invest not more than 10% of its net assets in unlisted securities not dealt on a Regulated Market. Some investments in Russian securities may be considered as falling under such limit.</p> <p>The fund can directly invest in onshore China fixed income securities listed or traded on any Eligible Market in China through the QFII status of FIL Investment Management (Hong Kong) Limited. The fund will invest less than 30% of its net assets directly and/or indirectly in onshore China fixed income securities, which may include urban investment bonds, asset-backed securities (including asset-backed commercial papers) and bonds which are rated below investment grade or unrated bonds, on an aggregated basis.</p> <p>Less than 30% of the fund's total net assets will be invested in hybrids and CoCos, with less than 20% of the total net assets to be invested in CoCos.</p>
<b>Fidelity Funds – Emerging Market Debt Fund</b>	<p>The fund aims to achieve income and capital appreciation through primarily investing in global emerging-markets debt securities. The fund may also invest in other types of securities, including local market debt instruments, fixed income, equity securities and corporate bonds of emerging market issuers, and lower quality debt securities. Investments will be made within, although not limited to, Latin America, South East Asia, Africa, Eastern Europe (including Russia) and the Middle East. The fund may invest its net assets directly in onshore China fixed income securities listed or traded on any Eligible Market in China.</p> <p>The fund is actively managed. The Investment Manager will, when selecting investments for the fund and for the purposes of monitoring risk, reference J.P. Morgan Emerging Markets Bond Index - Global Diversified (the "Index") as the Index constituents best represent the characteristics the fund is seeking to gain exposure to. The fund's performance can be assessed against its Index.</p> <p>The Investment Manager has a wide range of discretion relative to the Index. While the fund will hold assets that are components of the Index, it may also invest in issuers, sectors, countries and security types that are not included in, and that have different weightings from, the Index in order to take advantage of investment opportunities. It is expected that over long time periods, the fund's performance will differ from the Index. However, over short time periods, the fund's performance may be close to the Index, depending on market conditions.</p> <p><b>Portfolio Information:</b></p> <p>Onshore China fixed income securities are listed or traded on any Eligible Market in China, and are issued by a variety of issuers such as government, quasi-government, banks, financial institutions or other corporate entities established or incorporated in China or corporate entities with commercial activities in China.</p> <p>The fund is unconstrained in the amount that it may invest in sub investment grade and/or high yield securities or issuers.</p> <p>The fund may invest in hybrids and CoCos, as well as in other subordinated financial debt and preference shares.</p>	<p><b>Reference Ccy: USD</b></p> <p>The fund invests in Latin America, Asia, Africa, Eastern Europe (including Russia) and the Middle East, and may invest in different countries in this region. It is unconstrained in the amount that it may invest in any country in this region. It is understood that under the current Luxembourg regulation a fund may invest not more than 10% of its net assets in unlisted securities not dealt on a Regulated Market. Some investments in Russian securities may be considered as falling under such limit.</p> <p>The fund can directly invest in onshore China fixed income securities listed or traded on any Eligible Market in China through the QFII status of FIL Investment Management (Hong Kong) Limited. The fund will invest less than 30% of its net assets directly and/or indirectly in onshore China fixed income securities on an aggregated basis.</p> <p>Less than 30% of the fund's total net assets will be invested in hybrids and CoCos, with less than 20% of the total net assets to be invested in CoCos.</p>



Fund Name	Investment Objective	Notes
<b>Fidelity Funds – Emerging Market Local Currency Debt Fund</b>	<p>The fund aims to achieve income and capital appreciation through primarily investing in investment grade and sub investment grade global emerging-markets debt securities and cash denominated in local currency. The fund may also invest in global emerging-market debt instruments denominated in non-local currency. Up to 25% of the assets of the fund may be invested in corporate bonds of emerging market issuers. Investments will be made within, although not limited to, Latin America, South East Asia, Africa, Eastern Europe (including Russia) and the Middle East. The fund may invest its net assets directly in onshore China fixed income securities listed or traded on any Eligible Market in China.</p> <p>The fund is actively managed. The Investment Manager will, when selecting investments for the fund and for the purposes of monitoring risk, reference J.P. Morgan Government Bond Index - Emerging Markets Global Diversified (the "Index") as the Index constituents best represent the characteristics the fund is seeking to gain exposure to. The fund's performance can be assessed against its Index.</p> <p>The Investment Manager has a wide range of discretion relative to the Index. While the fund will hold assets that are components of the Index, it may also invest in issuers, sectors, countries and security types that are not included in, and that have different weightings from, the Index in order to take advantage of investment opportunities. It is expected that over long time periods, the fund's performance will differ from the Index. However, over short time periods, the fund's performance may be close to the Index, depending on market conditions.</p> <p><b><u>Portfolio Information:</u></b></p> <p>The fund may invest more than 10% of its Net Asset Value in securities issued or guaranteed by any single country (including its government, a public or local authority or a nationalised industry of that country) with a credit rating below investment grade.</p> <p>Onshore China fixed income securities are listed or traded on any Eligible Market in China, and are issued by a variety of issuers such as government, quasi-government, banks, financial institutions or other corporate entities established or incorporated in China or corporate entities with commercial activities in China.</p>	<p><b>Reference Ccy: USD</b></p> <p>The fund invests in Latin America, Asia, Africa, Eastern Europe (including Russia) and the Middle East and may invest in different countries in this region. It is unconstrained in the amount that it may invest in any country in this region. It is understood that under the current Luxembourg regulation a fund may invest not more than 10% of its net assets in unlisted securities not dealt on a Regulated Market. Some investments in Russian securities may be considered as falling under such limit.</p> <p>The fund can directly invest in onshore China fixed income securities listed or traded on any Eligible Market in China through the QFII status of FIL Investment Management (Hong Kong) Limited. The fund will invest less than 30% of its net assets directly and/or indirectly in onshore China fixed income securities on an aggregated basis.</p>

Fund Name	Investment Objective	Notes
<b>Fidelity Funds – Emerging Market Total Return Debt Fund</b>	<p>The fund aims to achieve income and capital appreciation through investing primarily directly or indirectly in Emerging Market government and corporate bonds, including those denominated in local and globally traded major currencies ("hard currencies") and nominal and inflation linked debt instruments. The fund may also achieve exposure to such investments or elements of their return through the use of financial derivative instruments. Investments will be made within, although will not be limited to, Latin America, Asia, Africa, Eastern Europe (including Russia) and the Middle East. The fund may invest its net assets directly in onshore China fixed income securities listed or traded on any Eligible Market in China.</p> <p>The fund is actively managed and references a composite of 50% J.P. Morgan Government Bond Index - Emerging Markets Global Diversified; 25% J.P. Morgan Corporate Emerging Markets Bond Index - Broad Diversified; 25% J.P. Morgan Emerging Markets Bond Index - Global Diversified (the "Index") for portfolio level risk measurement only as its global exposure is measured using the relative VaR approach. For the avoidance of doubt, the Investment Manager is not constrained by the Index and there are no restrictions on the extent to which the fund's performance may deviate from that of the Index.</p> <p><b>Portfolio Information:</b></p> <p>The fund may use financial derivatives instruments to meet its investment objective and with the aim of risk or cost reduction or to generate additional capital or income, and this may result in leverage and increased volatility. These instruments include but are not limited to futures, options, forwards, swaps, credit linked instruments, and other fixed income, currency and credit derivatives (including but not limited to total return swaps, foreign exchange forward contracts, non-deliverable forwards, single name credit default swaps and indices of credit default swaps. Indices of credit default swaps include but are not limited to iTraxx and CDX).</p> <p>The underlying exposures of derivatives include instruments such as (but not limited to) government bonds, agency bonds, Money Market Instruments, interest-rates, inflation, currencies, corporate bonds and structured bonds. The fund will hold sufficient liquid assets (including, if applicable, sufficiently liquid long positions) to cover at all times the fund's obligations arising from its credit derivative positions (including short positions). In such situations, performance may rise or fall more than it would have done otherwise, reflecting such additional exposures. Under certain market conditions assets may be more difficult to sell.</p> <p>Onshore China fixed income securities are listed or traded on any Eligible Market in China, and are issued by a variety of issuers such as government, quasi-government, banks, financial institutions or other corporate entities established or incorporated in China or corporate entities with commercial activities in China.</p> <p>The fund is unconstrained in the amount that it may invest in sub investment grade and/or high yield securities or issuers.</p> <p>The fund may invest in hybrids and CoCos, as well as in other subordinated financial debt and preference shares.</p>	<p><b>Reference Ccy: USD</b></p> <p>The fund invests in Latin America, Asia, Africa, Eastern Europe (including Russia) and the Middle East and may invest in different countries in this region. It is unconstrained in the amount that it may invest in any country in this region. It is understood that under the current Luxembourg regulation a fund may invest not more than 10% of its net assets in unlisted securities not dealt on a Regulated Market. Some investments in Russian securities may be considered as falling under such limit.</p> <p>The fund may directly invest in onshore China fixed income securities listed or traded on any Eligible Market in China through the QFII status of FIL Investment Management (Hong Kong) Limited. The fund will invest less than 30% of its net assets directly and/or indirectly in onshore China fixed income securities on an aggregated basis.</p> <p><b>Global Exposure:</b></p> <p>The global exposure of the fund will be monitored using VaR methodology on a relative basis. The fund's VaR is limited to 150% of the VaR of the reference portfolio which is a composite of 50% J.P. Morgan Government Bond Index - Emerging Markets Global Diversified, 25% J.P. Morgan Corporate Emerging Markets Bond Index - Broad Diversified, 25% J.P. Morgan Emerging Markets Bond Index- Global Diversified.</p> <p>The expected level of leverage for investment-related activity is 400% and the expected level of leverage arising from hedged share class activity is 150%, for a total of 550%. The fund's leverage may increase to higher levels, including in atypical market conditions, however it is not expected to exceed 1000% of the Net Asset Value of the fund.</p> <p>Less than 30% of the fund's total net assets will be invested in hybrids and CoCos, with less than 20% of the total net assets to be invested in CoCos.</p>

Fund Name	Investment Objective	Notes
<b>Fidelity Funds – Euro Bond Fund</b>	<p>The fund invests primarily in bonds denominated in Euro.</p> <p>A minimum of 50% of the fund's net assets will be invested in securities deemed to maintain sustainable characteristics, as described in the section entitled "1.3.2(a) Fidelity Sustainable Investing Framework" above. The fund will consider a wide range of environmental and social characteristics on an ongoing basis. Environmental characteristics include but are not limited to climate change mitigation and adaptation, water and waste management, biodiversity, while social characteristics include but are not limited to product safety, supply chain, health and safety and human rights. Environmental and social characteristics are analysed by Fidelity's fundamental analysts and rated through Fidelity Sustainability Ratings.</p> <p>The fund is actively managed. The Investment Manager will, when selecting investments for the fund and for the purposes of monitoring risk, reference ICE BofA Euro Large Cap Index (the "Index") as the Index constituents best represent the characteristics the fund is seeking to gain exposure to. The fund's performance can be assessed against its Index.</p> <p>The Investment Manager has a wide range of discretion relative to the Index. While the fund will hold assets that are components of the Index, it may also invest in issuers, sectors, countries and security types that are not included in, and that have different weightings from, the Index in order to take advantage of investment opportunities. It is expected that over long time periods, the fund's performance will differ from the Index. However, over short time periods, the fund's performance may be close to the Index, depending on market conditions.</p> <p>Shareholders' attention is drawn to the fact that the Index is not an index which integrates environmental and social considerations. Instead, the fund promotes environmental and social characteristics by adhering to the Fidelity Sustainable Investing Framework, as described above.</p> <p><b><u>Portfolio Information:</u></b></p> <p>The fund may invest in hybrids and CoCos, as well as in other subordinated financial debt and preference shares.</p>	<p><b>Reference Ccy: Euro</b></p> <p>Less than 30% of the fund's total net assets will be invested in hybrids and CoCos, with less than 20% of the total net assets to be invested in CoCos.</p> <p>The fund is subject to the disclosure requirements of article 8 of the SFDR.</p>
<b>Fidelity Funds – Euro Corporate Bond Fund</b>	<p>The fund will invest primarily in Euro denominated corporate debt securities. The fund may invest less than 30% of its assets in non-Euro denominated debt securities and/or non-corporate debt securities. Exposure to non-Euro denominated debt securities may be hedged back into Euro (as described in the Prospectus).</p> <p>A minimum of 50% of the fund's net assets will be invested in securities deemed to maintain sustainable characteristics, as described in the section entitled "1.3.2(a) Fidelity Sustainable Investing Framework" above. The fund will consider a wide range of environmental and social characteristics on an ongoing basis. Environmental characteristics include but are not limited to climate change mitigation and adaptation, water and waste management, biodiversity, while social characteristics include but are not limited to product safety, supply chain, health and safety and human rights. Environmental and social characteristics are analysed by Fidelity's fundamental analysts and rated through Fidelity Sustainability Ratings.</p> <p>The fund is actively managed. The Investment Manager will, when selecting investments for the fund and for the purposes of monitoring risk, reference ICE BofA Euro Corporate Index (the "Index") as the Index constituents best represent the characteristics the fund is seeking to gain exposure to. The fund's performance can be assessed against its Index.</p> <p>The Investment Manager has a wide range of discretion relative to the Index. While the fund will hold assets that are components of the Index, it may also invest in issuers, sectors, countries and security types that are not included in, and that have different weightings from, the Index in order to take advantage of investment opportunities. It is expected that over long time periods, the fund's performance will differ from the Index. However, over short time periods, the fund's performance may be close to the Index, depending on market conditions.</p> <p>Shareholders' attention is drawn to the fact that the Index is not an index which integrates environmental and social considerations. Instead, the fund promotes environmental and social characteristics by adhering to the Fidelity Sustainable Investing Framework, as described above.</p> <p><b><u>Portfolio Information:</u></b></p> <p>The fund may invest in hybrids and CoCos, as well as in other subordinated financial debt and preference shares.</p>	<p><b>Reference Ccy: Euro</b></p> <p>Less than 30% of the fund's total net assets will be invested in hybrids and CoCos, with less than 20% of the total net assets to be invested in CoCos.</p> <p>The fund is subject to the disclosure requirements of article 8 of the SFDR.</p>

Fund Name	Investment Objective	Notes
<b>Fidelity Funds – Euro Short Term Bond Fund</b>	<p>The fund invests primarily in Euro-denominated debt securities, focusing its investments in investment grade European fixed-rate bonds with less than five years to effective maturity. The average duration of the fund's investments will not exceed three years. The fund may invest less than 30% of its assets in non-Euro denominated debt securities. Exposure to non-Euro denominated debt securities may be hedged back into Euro (as described in the Prospectus).</p> <p>A minimum of 50% of the fund's net assets will be invested in securities deemed to maintain sustainable characteristics, as described in the section entitled "1.3.2(a) Fidelity Sustainable Investing Framework" above. The fund will consider a wide range of environmental and social characteristics on an ongoing basis. Environmental characteristics include but are not limited to climate change mitigation and adaptation, water and waste management, biodiversity, while social characteristics include but are not limited to product safety, supply chain, health and safety and human rights. Environmental and social characteristics are analysed by Fidelity's fundamental analysts and rated through Fidelity Sustainability Ratings.</p> <p>The fund is actively managed. The Investment Manager will, when selecting investments for the fund and for the purposes of monitoring risk, reference ICE BofA 1-3 Year Euro Broad Market Index (the "Index") as the Index constituents best represent the characteristics the fund is seeking to gain exposure to. The fund's performance can be assessed against its Index.</p> <p>The Investment Manager has a wide range of discretion relative to the Index. While the fund will hold assets that are components of the Index, it may also invest in issuers, sectors, countries and security types that are not included in, and that have different weightings from, the Index in order to take advantage of investment opportunities. It is expected that over long time periods, the fund's performance will differ from the Index. However, over short time periods, the fund's performance may be close to the Index, depending on market conditions.</p> <p>Shareholders' attention is drawn to the fact that the Index is not an index which integrates environmental and social considerations. Instead, the fund promotes environmental and social characteristics by adhering to the Fidelity Sustainable Investing Framework, as described above.</p> <p><b><u>Portfolio Information:</u></b></p> <p>The fund may invest in hybrids and CoCos, as well as in other subordinated financial debt and preference shares.</p>	<p><b>Reference Ccy: Euro</b></p> <p>Less than 30% of the fund's total net assets will be invested in hybrids and CoCos, with less than 20% of the total net assets to be invested in CoCos.</p> <p>The fund is subject to the disclosure requirements of article 8 of the SFDR.</p>
<b>Fidelity Funds – European High Yield Fund</b>	<p>This fund seeks a high level of current income and capital appreciation by investing primarily in high-yielding, sub investment grade securities of issuers that have their head office or who exercise a predominant part of their activity in Western, Central and Eastern Europe (including Russia). This region includes certain countries considered to be emerging markets. The type of debt securities in which the fund will primarily invest will be subject to high risk and will not be required to meet a minimum rating standard. Most but not all will be rated for creditworthiness by an internationally recognised rating agency.</p> <p>A minimum of 50% of the fund's net assets will be invested in securities deemed to maintain sustainable characteristics, as described in the section entitled "1.3.2(a) Fidelity Sustainable Investing Framework" above. The fund will consider a wide range of environmental and social characteristics on an ongoing basis. Environmental characteristics include but are not limited to climate change mitigation and adaptation, water and waste management, biodiversity, while social characteristics include but are not limited to product safety, supply chain, health and safety and human rights. Environmental and social characteristics are analysed by Fidelity's fundamental analysts and rated through Fidelity Sustainability Ratings.</p> <p>The fund is actively managed. The Investment Manager will, when selecting investments for the fund and for the purposes of monitoring risk, reference ICE BofA Global High Yield European Issuers Constrained (Level 4 20% Cap) Index (the "Index") as the Index constituents best represent the characteristics the fund is seeking to gain exposure to. The fund's performance can be assessed against its Index.</p> <p>The Investment Manager has a wide range of discretion relative to the Index. While the fund will hold assets that are components of the Index, it may also invest in issuers, sectors, countries and security types that are not included in, and that have different weightings from, the Index in order to take advantage of investment opportunities. It is expected that over long time periods, the fund's performance will differ from the Index. However, over short time periods, the fund's performance may be close to the Index, depending on market conditions.</p> <p>Shareholders' attention is drawn to the fact that the Index is not an index which integrates environmental and social considerations. Instead, the fund promotes environmental and social characteristics by adhering to the Fidelity Sustainable Investing Framework, as described above.</p> <p><b><u>Portfolio Information:</u></b></p> <p>The fund may invest in hybrids and CoCos, as well as in other subordinated financial debt and preference shares.</p>	<p><b>Reference Ccy: Euro</b></p> <p>The fund invests in Western, Central and Eastern Europe (including Russia) and may invest in different countries in this region. It is unconstrained in the amount that it may invest in any country in this region. It is understood that under the current Luxembourg regulation a fund may invest not more than 10% of its net assets in unlisted securities not dealt on a Regulated Market. Some investments in Russian securities may be considered as falling under such limit.</p> <p>Less than 30% of the fund's total net assets will be invested in hybrids and CoCos, with less than 20% of the total net assets to be invested in CoCos.</p> <p>The fund is subject to the disclosure requirements of article 8 of the SFDR.</p>

Fund Name	Investment Objective	Notes
<b>Fidelity Funds – Flexible Bond Fund</b>	<p>The fund aims to achieve income and capital growth by primarily investing in a broad range of fixed income instruments of issuers globally, including those located, listed or exposed to emerging markets, either denominated in Sterling or other currencies. Emerging market debt may include investments within, although not limited to, Latin America, Asia, Africa, Eastern Europe (including Russia) and the Middle East.</p> <p>Exposure to non-Sterling denominated debt securities will be largely hedged back to Sterling.</p> <p>A minimum of 50% of the fund's net assets will be invested in securities deemed to maintain sustainable characteristics, as described in the section entitled "1.3.2(a) Fidelity Sustainable Investing Framework" above. The fund will consider a wide range of environmental and social characteristics on an ongoing basis. Environmental characteristics include but are not limited to climate change mitigation and adaptation, water and waste management, biodiversity, while social characteristics include but are not limited to product safety, supply chain, health and safety and human rights. Environmental and social characteristics are analysed by Fidelity's fundamental analysts and rated through the use of Fidelity Sustainability Ratings.</p> <p>The fund is actively managed and references the ICE BofA Q880 Custom Index (a custom blend of government, investment grade and high yield corporate bond indices) (the "Index") for performance comparison only.</p> <p>Shareholders' attention is drawn to the fact that the Index is not an index which integrates environmental and social considerations. Instead, the fund promotes environmental and social characteristics by adhering to the Fidelity Sustainable Investing Framework, as described above.</p> <p><b><u>Portfolio Information:</u></b></p> <p>The investments of the fund are not restricted either by region or country, market sector or industry, and investments chosen will be largely determined by the availability of attractive investment opportunities. The fund may invest up to 50% of its assets in high-yielding, lower quality instruments which will not be required to meet minimum rating standards and may not be rated for creditworthiness by any internationally recognised rating agency.</p> <p>The fund may use financial derivative instruments, including complex financial derivative instruments or strategies, to meet the investment objectives of the fund with a level of risk which is consistent with the risk profile of the fund. Financial derivative instruments may be used to create economic exposure to the underlying asset, this may include futures, forwards, options, and swaps. The fund will use (i) index, basket or single credit default and total return swaps to gain exposure or reduce credit risk of issuers, (ii) interest rate futures, swaps or options to actively manage the level of interest rate risk and (iii) currency derivatives to hedge or gain exposure to currencies. The long and short active currency positions implemented by the fund may not be correlated with the underlying securities positions held by the fund.</p> <p>The fund may invest in hybrids and CoCos, as well as in other subordinated financial debt and preference shares.</p>	<p><b>Reference Ccy: GBP</b></p> <p>Less than 30% of the fund's total net assets will be invested in hybrids and CoCos, with less than 20% of the total net assets to be invested in CoCos.</p> <p><b>Global Exposure:</b></p> <p>The global exposure of the fund will be monitored using the absolute VaR approach, which is limited to 10%. The expected level of leverage for investment-related activity is 350% and the expected level of leverage arising from hedged share class activity is 150%, for a total of 500%. The fund's leverage may increase to higher levels, including in atypical market conditions, however it is not expected to exceed 1000% of the Net Asset Value of the fund.</p> <p>The fund is subject to the disclosure requirements of article 8 of the SFDR.</p>

Fund Name	Investment Objective	Notes
<b>Fidelity Funds – Global Bond Fund</b>	<p>The fund invests in fixed income securities issued in global markets to maximise performance measured in US Dollars. The fund may invest its net assets directly in onshore China fixed income securities listed or traded on any Eligible Market in China. As this fund may invest globally, it may be exposed to countries considered to be emerging markets.</p> <p>A minimum of 50% of the fund's net assets will be invested in securities deemed to maintain sustainable characteristics, as described in the section entitled "1.3.2(a) Fidelity Sustainable Investing Framework" above. The fund will consider a wide range of environmental and social characteristics on an ongoing basis. Environmental characteristics include but are not limited to climate change mitigation and adaptation, water and waste management, biodiversity, while social characteristics include but are not limited to product safety, supply chain, health and safety and human rights. Environmental and social characteristics are analysed by Fidelity's fundamental analysts and rated through Fidelity Sustainability Ratings.</p> <p>The fund is actively managed. The Investment Manager will, when selecting investments for the fund and for the purposes of monitoring risk, reference Bloomberg Barclays Global Aggregate Bond Index (the "Index") as the Index constituents best represent the characteristics the fund is seeking to gain exposure to. The fund's performance can be assessed against its Index.</p> <p>The Investment Manager has a wide range of discretion relative to the Index. While the fund will hold assets that are components of the Index, it may also invest in issuers, sectors, countries and security types that are not included in, and that have different weightings from, the Index in order to take advantage of investment opportunities. It is expected that over long time periods, the fund's performance will differ from the Index. However, over short time periods, the fund's performance may be close to the Index, depending on market conditions.</p> <p>Shareholders' attention is drawn to the fact that the Index is not an index which integrates environmental and social considerations. Instead, the fund promotes environmental and social characteristics by adhering to the Fidelity Sustainable Investing Framework, as described above.</p> <p><b><u>Portfolio Information:</u></b></p> <p>Onshore China fixed income securities are listed or traded on any Eligible Market in China, and are issued by a variety of issuers such as government, quasi-government, banks, financial institutions or other corporate entities established or incorporated in China or corporate entities with commercial activities in China.</p>	<p><b>Reference Ccy: USD</b></p> <p>The fund can directly invest in onshore China fixed income securities listed or traded on any Eligible Market in China through the QFII status of FIL Investment Management (Hong Kong) Limited. The fund will invest less than 30% of its net assets directly and/or indirectly in onshore China fixed income securities on an aggregated basis.</p> <p>The fund is subject to the disclosure requirements of article 8 of the SFDR.</p>
<b>Fidelity Funds – Global Corporate Bond Fund</b>	<p>The fund aims to achieve income and capital growth through investing primarily in global investment grade corporate debt securities. As this fund may invest globally, it may be exposed to countries considered to be emerging markets. The fund may also invest in government and other debt instruments.</p> <p>A minimum of 50% of the fund's net assets will be invested in securities deemed to maintain sustainable characteristics, as described in the section entitled "1.3.2(a) Fidelity Sustainable Investing Framework" above. The fund will consider a wide range of environmental and social characteristics on an ongoing basis. Environmental characteristics include but are not limited to climate change mitigation and adaptation, water and waste management, biodiversity, while social characteristics include but are not limited to product safety, supply chain, health and safety and human rights. Environmental and social characteristics are analysed by Fidelity's fundamental analysts and rated through Fidelity Sustainability Ratings.</p> <p>The fund is actively managed. The Investment Manager will, when selecting investments for the fund and for the purposes of monitoring risk, reference Bloomberg Barclays Global Aggregate Corporate Index (the "Index") as the Index constituents best represent the characteristics the fund is seeking to gain exposure to. The fund's performance can be assessed against its Index.</p> <p>The Investment Manager has a wide range of discretion relative to the Index. While the fund will hold assets that are components of the Index, it may also invest in issuers, sectors, countries and security types that are not included in, and that have different weightings from, the Index in order to take advantage of investment opportunities. It is expected that over long time periods, the fund's performance will differ from the Index. However, over short time periods, the fund's performance may be close to the Index, depending on market conditions.</p> <p>Shareholders' attention is drawn to the fact that the Index is not an index which integrates environmental and social considerations. Instead, the fund promotes environmental and social characteristics by adhering to the Fidelity Sustainable Investing Framework, as described above.</p> <p><b><u>Portfolio Information:</u></b></p> <p>The fund may invest in hybrids and CoCos, as well as in other subordinated financial debt and preference shares.</p>	<p><b>Reference Ccy: USD</b></p> <p>As the fund may invest globally, it may invest across different countries and regions. It is unconstrained in the amount that it may invest in a country or region.</p> <p>Less than 30% of the fund's total net assets will be invested in hybrids and CoCos, with less than 20% of the total net assets to be invested in CoCos.</p> <p>The fund is subject to the disclosure requirements of article 8 of the SFDR.</p>

Fund Name	Investment Objective	Notes
<b>Fidelity Funds – Global High Yield Fund</b>	<p>This fund seeks a high level of current income and capital appreciation by investing primarily in high-yielding, sub investment grade securities of issuers globally. The Investment Manager will typically focus its investments in a more concentrated number of securities and therefore the resulting portfolio will be less diversified. This fund will suit those investors seeking high income and capital appreciation and who are prepared to accept the risks associated with this type of investment. The type of debt securities in which the fund will primarily invest will be subject to high risk and will not be required to meet a minimum rating standard. Most but not all will be rated for creditworthiness by an internationally recognized rating agency. The fund may invest its net assets directly in onshore China fixed income securities listed or traded on any Eligible Market in China. As this fund may invest globally, it may be exposed to countries considered to be emerging markets.</p> <p>The fund is actively managed. The Investment Manager will, when selecting investments for the fund and for the purposes of monitoring risk, reference ICE BofA Q788 Custom Index (the "Index") as the Index constituents best represent the characteristics the fund is seeking to gain exposure to. The fund's performance can be assessed against its Index.</p> <p>The Investment Manager has a wide range of discretion relative to the Index. While the fund will hold assets that are components of the Index, it may also invest in issuers, sectors, countries and security types that are not included in, and that have different weightings from, the Index in order to take advantage of investment opportunities. It is expected that over long time periods, the fund's performance will differ from the Index. However, over short time periods, the fund's performance may be close to the Index, depending on market conditions.</p> <p><b><u>Portfolio Information:</u></b></p> <p>Onshore China fixed income securities are listed or traded on any Eligible Market in China, and are issued by a variety of issuers such as government, quasi-government, banks, financial institutions or other corporate entities established or incorporated in China or corporate entities with commercial activities in China.</p> <p>The fund may invest in hybrids and CoCos, as well as in other subordinated financial debt and preference shares.</p>	<p><b>Reference Ccy: USD</b></p> <p>As the fund may invest globally, it may invest across different countries and regions. It is unconstrained in the amount that it may invest in a country or region.</p> <p>The fund can directly invest in onshore China fixed income securities listed or traded on any Eligible Market in China through the QFII status of FIL Investment Management (Hong Kong) Limited. The fund will invest less than 30% of its net assets directly and/or indirectly in onshore China fixed income securities on an aggregated basis.</p> <p>Less than 30% of the fund's total net assets will be invested in hybrids and CoCos, with less than 20% of the total net assets to be invested in CoCos.</p>

Fund Name	Investment Objective	Notes
<b>Fidelity Funds – Global Hybrids Bond Fund</b>	<p>The fund seeks a high level of current income and the potential for capital appreciation by primarily investing in hybrids and CoCos, as well as in other subordinated financial debt and preference shares. These investments include investment grade and non-investment grade assets. The Investment Manager is not restricted in its choice of companies either by region or country and will choose bonds largely determined by the availability of attractive investment opportunities. The fund may also invest in other transferable securities, units/shares of UCITS or other UCIs, Money Market Instruments, cash and deposits. As this fund may invest globally, it may be exposed to countries considered to be emerging markets.</p> <p>A minimum of 50% of the fund's net assets will be invested in securities deemed to maintain sustainable characteristics, as described in the section entitled "1.3.2(a) Fidelity Sustainable Investing Framework" above. The fund will consider a wide range of environmental and social characteristics on an ongoing basis. Environmental characteristics include but are not limited to climate change mitigation and adaptation, water and waste management, biodiversity, while social characteristics include but are not limited to product safety, supply chain, health and safety and human rights. Environmental and social characteristics are analysed by Fidelity's fundamental analysts and rated through Fidelity Sustainability Ratings.</p> <p>The fund is actively managed. The Investment Manager will, when selecting investments for the fund and for the purposes of monitoring risk, reference a composite of 50% ICE BofA Contingent Capital Index; 50% ICE BofA Global Hybrid Corporate Index (the "Index") as the Index constituents best represent the characteristics the fund is seeking to gain exposure to. The fund's performance can be assessed against its Index.</p> <p>The Investment Manager has a wide range of discretion relative to the Index. While the fund will hold assets that are components of the Index, it may also invest in issuers, sectors, countries and security types that are not included in, and that have different weightings from, the Index in order to take advantage of investment opportunities. It is expected that over long time periods, the fund's performance will differ from the Index. However, over short time periods, the fund's performance may be close to the Index, depending on market conditions.</p> <p>Shareholders' attention is drawn to the fact that the Index is not an index which integrates environmental and social considerations. Instead, the fund promotes environmental and social characteristics by adhering to the Fidelity Sustainable Investing Framework, as described above.</p> <p><b><u>Portfolio Information:</u></b></p> <p>Corporate hybrids are highly subordinated debt securities and typically the last to be paid in the event of insolvency. They generally do not have any conversion features but carry equity-like features, for example, coupon payments may be deferred or cancelled at the discretion of the issuer. CoCos are subordinated financial bonds meaning that the holder's claim on assets is ranked lower than senior debt in case of bankruptcy or liquidation of the issuer, but normally higher than equity. Holders of subordinated financial bonds are the first in the debt capital structure to absorb capital losses of the issuer. Depending on the specific terms of the contingent convertible issue, if a predefined event occurs (for example, if an issuer's capital ratio or leverage breaches a pre-agreed threshold), the contingent convertible will be converted into equity or partially written off or completely written off or written off with the option of revaluation under certain circumstances if capital levels are rebuilt. The conversion serves to bolster the capital base of the issuer in times of stress. Other subordinated financial debt and preference shares may have no conversion feature but rank behind senior debt in the case of insolvency.</p>	<p><b>Reference Ccy: USD</b></p> <p>As the fund may invest globally, it may invest across different countries and regions. It is unconstrained in the amount that it may invest in a country or region. Investment in this fund is suitable for sophisticated investors who have the appropriate investment expertise to understand the key features and the risks associated with an investment in this fund.</p> <p>Class A &amp; Y Shares of this fund have a minimum investment amount of USD 10,000.</p> <p>The fund is subject to the disclosure requirements of article 8 of the SFDR.</p>



Fund Name	Investment Objective	Notes
<b>Fidelity Funds – Global Income Fund</b>	<p>This fund seeks a high level of current income and the potential for capital appreciation by primarily investing in a portfolio of global fixed income securities, including, but not limited to, investment grade corporate bonds and government bonds of varying maturities, and high yield bonds and emerging market debt denominated in various currencies. Emerging market debt may include investments within, although not limited to, Latin America, South East Asia, Africa, Eastern Europe (including Russia) and the Middle East. The fund may invest its net assets directly in onshore China fixed income securities listed or traded on any Eligible Market in China.</p> <p>A minimum of 50% of the fund's net assets will be invested in securities deemed to maintain sustainable characteristics, as described in the section entitled "1.3.2(a) Fidelity Sustainable Investing Framework" above. The fund will consider a wide range of environmental and social characteristics on an ongoing basis. Environmental characteristics include but are not limited to climate change mitigation and adaptation, water and waste management, biodiversity, while social characteristics include but are not limited to product safety, supply chain, health and safety and human rights. Environmental and social characteristics are analysed by Fidelity's fundamental analysts and rated through Fidelity Sustainable Ratings.</p> <p>The fund is actively managed without reference to an index.</p> <p><b><u>Portfolio Information:</u></b></p> <p>At least 50% of the portfolio will be invested in investment grade fixed income securities, with the balance invested in, but not limited to, high yielding debt securities, which normally carry sub-investment grade ratings and emerging market debt.</p> <p>The investments of the fund are not restricted either by region or country, and bonds will be chosen for investment largely determined by the availability of attractive investment opportunities.</p> <p>Onshore China fixed income securities are listed or traded on any Eligible Market in China, and are issued by a variety of issuers such as government, quasi-government, banks, financial institutions or other corporate entities established or incorporated in China or corporate entities with commercial activities in China.</p> <p>The fund may invest in hybrids and CoCos, as well as in other subordinated financial debt and preference shares.</p>	<p><b>Reference Ccy: USD</b></p> <p>As the fund may invest globally, it may invest across different countries and regions. It is unconstrained in the amount that it may invest in a country or region. It is understood that under the current Luxembourg regulation a fund may invest not more than 10% of its net assets in unlisted securities not dealt on a Regulated Market. Some investments in Russian securities may be considered as falling under such limit.</p> <p>The fund can directly invest in onshore China fixed income securities listed or traded on any Eligible Market in China through the QFII status of FIL Investment Management (Hong Kong) Limited. The fund will invest less than 30% of its net assets directly and/or indirectly in onshore China fixed income securities on an aggregated basis.</p> <p>The fund's source of income will mainly be generated from coupon payments from bond holdings.</p> <p>Less than 30% of the fund's total net assets will be invested in hybrids and CoCos, with less than 20% of the total net assets to be invested in CoCos.</p> <p>The fund is subject to the disclosure requirements of article 8 of the SFDR.</p>

Fund Name	Investment Objective	Notes
<b>Fidelity Funds – Global Inflation-linked Bond Fund</b>	<p>The aim of the fund is to generate an attractive real level of income and capital appreciation by utilising a range of strategies from within, amongst others, the global inflation-linked, interest rate and credit markets. These strategies include, but are not limited to, active yield curve strategies, sector rotation, security selection, relative value management and duration management. The fund primarily invests in bonds and short-term securities. It may also invest in derivatives.</p> <p>The fund invests primarily in inflation-linked bonds, nominal bonds and other debt securities of worldwide issuers in developed and emerging markets including but not limited to those issued by governments, agencies, supranationals, corporations and banks. The fund may invest less than 30% in Money Market Instruments and bank deposits, up to 25% in convertible bonds and up to 10% in shares and other participations rights. These investments include investment grade and non-investment grade assets.</p> <p>A minimum of 50% of the fund's net assets will be invested in securities deemed to maintain sustainable characteristics, as described in the section entitled "1.3.2(a) Fidelity Sustainable Investing Framework" above. The fund will consider a wide range of environmental and social characteristics on an ongoing basis. Environmental characteristics include but are not limited to climate change mitigation and adaptation, water and waste management, biodiversity, while social characteristics include but are not limited to product safety, supply chain, health and safety and human rights. Environmental and social characteristics are analysed by Fidelity's fundamental analysts and rated through Fidelity Sustainability Ratings.</p> <p>The fund is actively managed. The Investment Manager will, when selecting investments for the fund and for the purposes of monitoring risk, reference Bloomberg Barclays World Government Inflation-Linked 1 to 10 Year Index (the "Index") as the Index constituents best represent the characteristics the fund is seeking to gain exposure to. The fund's performance can be assessed against its Index.</p> <p>The Investment Manager has a wide range of discretion relative to the Index. While the fund will hold assets that are components of the Index, it may also invest in issuers, sectors, countries and security types that are not included in, and that have different weightings from, the Index in order to take advantage of investment opportunities. It is expected that over long time periods, the fund's performance will differ from the Index. However, over short time periods, the fund's performance may be close to the Index, depending on market conditions.</p> <p>Shareholders' attention is drawn to the fact that the Index is not an index which integrates environmental and social considerations. Instead, the fund promotes environmental and social characteristics by adhering to the Fidelity Sustainable Investing Framework, as described above.</p> <p><b><u>Portfolio Information:</u></b></p> <p>The fund may use financial derivative instruments, including complex financial derivative instruments or strategies, to meet the investment objectives of the fund with a level of risk which is consistent with the risk profile of the fund. Financial derivative instruments may be used to create economic exposure to an asset akin to a physical holding of that asset. The fund will use (i) interest rate swaps to actively manage the level of interest rate risk, (ii) inflation swaps to eliminate unwanted, or pursue desired, inflation risks and (iii) currency derivatives to hedge or gain exposure to currencies or replicate currency exposure of the underlying securities of a bond index. The long and short active currency positions implemented by the fund may not be correlated with the underlying securities positions held by the fund.</p>	<p><b>Reference Ccy: USD</b></p> <p>As the fund may invest globally, it may invest across different countries and regions. It is unconstrained in the amount that it may invest in a country or region. The indices referred to are compliant with article 44 of the Law of 2010.</p> <p>The fund is subject to the disclosure requirements of article 8 of the SFDR.</p>

Fund Name	Investment Objective	Notes
<b>Fidelity Funds – Global Short Duration Income Fund</b>	<p>This fund seeks to deliver an attractive income whilst maintaining an average duration of investments that does not exceed three years. The fund primarily invests in a portfolio of global fixed income securities, including, but not limited to, investment grade* corporate bonds and government bonds of varying maturities, and high yield bonds and emerging market debt denominated in various currencies. Emerging market debt may include investments within, although not limited to, Latin America, South East Asia, Africa, Eastern Europe (including Russia) and the Middle East. The fund may invest into Money Market Instruments and/or other short term debt instruments including certificates of deposit, commercial paper and floating rate notes, as well as in cash and cash equivalents. The fund may invest its net assets directly in onshore China fixed income securities listed or traded on any Eligible Market in China.</p> <p>The portfolio seeks to maintain an overall average credit rating of investment grade<sup>1*</sup> but the fund may invest up to 50% of its assets in high yield bonds.</p> <p>A minimum of 50% of the fund's net assets will be invested in securities deemed to maintain sustainable characteristics, as described in the section entitled "1.3.2(a) Fidelity Sustainable Investing Framework" above. The fund will consider a wide range of environmental and social characteristics on an ongoing basis. Environmental characteristics include but are not limited to climate change mitigation and adaptation, water and waste management, biodiversity, while social characteristics include but are not limited to product safety, supply chain, health and safety and human rights. Environmental and social characteristics are analysed by Fidelity's fundamental analysts and rated through Fidelity Sustainability Ratings.</p> <p>The fund is actively managed without reference to an index.</p> <p><b><u>Portfolio Information:</u></b></p> <p>The average credit rating is the weighted average of all fixed income securities' credit ratings in the fund (including investments through derivatives) and excluding cash. At least 50% of the portfolio will be invested in investment grade* fixed income securities, with the balance invested in, but not limited to, high yielding debt securities, which normally carry sub-investment grade ratings and emerging market debt. Such balance will not be required to meet minimum credit rating standards. Not all securities will be rated for creditworthiness by an internationally recognized rating agency. The manager is not restricted in its choice of companies either by region or country, and will choose bonds largely determined by the availability of attractive investment opportunities.</p> <p>Onshore China fixed income securities are listed or traded on any Eligible Market in China, and are issued by a variety of issuers such as government, quasigovernment, banks, financial institutions or other corporate entities established or incorporated in China or corporate entities with commercial activities in China.</p>	<p><b>Reference Ccy: USD</b></p> <p>As the fund may invest globally, it may invest across different countries and regions. It is unconstrained in the amount that it may invest in a country or region. The fund can directly invest in onshore China fixed income securities listed or traded on any Eligible Market in China through the QFII status of FIL Investment Management (Hong Kong) Limited. The fund will invest less than 30% of its net assets directly and/or indirectly in onshore China fixed income securities on an aggregated basis.</p> <p>The fund's source of income will mainly be generated from coupon payments from bond holdings.</p> <p>The fund is subject to the disclosure requirements of article 8 of the SFDR.</p>

\* As rated by internationally recognised rating agencies.

Fund Name	Investment Objective	Notes
<b>Fidelity Funds - Sustainable Asian Bond Fund</b>	<p>The fund aims to achieve income and capital appreciation by investing primarily in fixed income securities issued by governments, quasi-governments and corporate entities that have their principal business activities in the Asian region. This region includes certain countries considered to be emerging markets. The fund may also invest in high yield instruments.</p> <p>The fund is part of the Fidelity Sustainable Family of Funds and adopts a Sustainable Focused strategy under which a minimum of 70% of the fund's net assets will be invested in securities deemed to maintain sustainable characteristics, as described in the section entitled "1.3.2 (b) Fidelity Sustainable Family of Funds". The fund will consider a wide range of environmental and social characteristics on an ongoing basis. Environmental characteristics include, but are not limited to, climate change mitigation and adaptation, carbon emissions, water and waste management and biodiversity, while social characteristics include, but are not limited to, product safety, supply chain, health and safety and human rights. Controversies involving environmental and social characteristics are regularly monitored. Environmental and social characteristics are analysed by Fidelity's fundamental analysts and rated through Fidelity Sustainability Ratings. The fund seeks to promote these characteristics by adhering to the Fidelity Sustainable Family Framework.</p> <p>The fund aims to have a lower carbon footprint compared to that of the J.P. Morgan Asia Credit Index (the "Index").</p> <p>The fund is actively managed. The Investment Manager will, when selecting investments for the fund reference the Index as its constituents best represent the characteristics the fund is seeking to gain exposure to. The fund's performance can be assessed against its Index.</p> <p>The Investment Manager has a wide range of discretion relative to the Index. While the fund will hold assets that are components of the Index, it may also invest in issuers, sectors, countries and security types that are not included in, and that have different weightings from the Index in order to take advantage of investment opportunities. It is expected that over long time periods, the fund's performance will differ from the Index. However, over short time periods, the fund's performance may be close to the Index, depending on market conditions.</p> <p>Shareholders' attention is drawn to the fact that the Index is not an index which integrates environmental and social considerations. Instead, the fund promotes environmental and social characteristics by adhering to the Fidelity Sustainable Family Framework, as described above.</p> <p><b><u>Portfolio Information:</u></b></p> <p>The fund may invest up to 100% of its net assets in emerging markets.</p> <p>The fund may invest in subordinated financial debt and preference shares and may invest up to 30% of its net assets in high yield instruments.</p> <p>Less than 30% of the fund's total net assets will be invested in hybrids and CoCos, with less than 20% of the total net assets to be invested in CoCos.</p> <p>The fund may invest up to 10% of its net assets in credit linked notes.</p> <p>Although the fund will not actively invest in distressed securities, it may retain positions related to such types of assets. Under normal market circumstances, distressed securities will not exceed 10% of the fund's net assets.</p>	<p><b>Reference Ccy: USD</b></p> <p>The fund invests in the Asian region and may invest in different countries in this region. It is unconstrained in the amount that it may invest in any country in this region. There are no currency constraints on the portfolio's investments.</p> <p>The fund may directly invest in onshore China fixed income securities listed or traded on any Eligible Market in China through the QFII status of FIL Investment Management (Hong Kong) Limited and/or through any permissible means available to the fund under prevailing laws and regulations or indirectly by way of access to products or funds investing in fixed income securities listed or traded on any Eligible Market in China.</p> <p>The fund will invest less than 30% of its net assets directly and/or indirectly in onshore China fixed income securities, which may include urban investment bonds, asset-backed securities (less than 20% of the fund's net assets, including asset-backed commercial papers) and bonds which are rated below investment grade or unrated bonds, on an aggregated basis.</p> <p>Unrated securities are debt securities which do not have a credit rating issued by Moody's, S&amp;P, or Fitch. In selecting unrated securities, the Investment Manager will apply its internal credit assessment to determine their credit quality.</p> <p>The fund may also invest less than 30% of its net assets value in offshore China fixed income instruments including, but not limited to, dim sum bonds.</p> <p>The fund is subject to the disclosure requirements of article 8 of the SFDR.</p>

Fund Name	Investment Objective	Notes
<b>Fidelity Funds - Sustainable Reduced Carbon Bond Fund</b>	<p>The fund aims to achieve income and capital growth through investing primarily in global investment grade corporate debt securities.</p> <p>As this fund may invest globally, it may be exposed to countries considered to be emerging markets.</p> <p>The fund is part of the Fidelity Sustainable Family of Funds and adopts a Sustainable Thematic strategy under which a minimum 70% of the fund's net assets will be invested in securities deemed to maintain sustainable characteristics, as described in the section entitled "1.3.2 (b) Fidelity Sustainable Family of Funds". The fund focuses on the management of climate related risks. The strategy aims to favour issuers with the lowest carbon profiles within their sectors, encouraging a transition towards a greener environment through the selection of issuers on an improving carbon transition path, and investing in carefully selected green bond issuers. The strategy aims to be proactive in dealing with climate change through continual engagement with global corporate bond issuers. Controversies involving environmental characteristics are regularly monitored. Environmental characteristics are analysed by Fidelity's fundamental analysts and rated through Fidelity Sustainability Ratings. The fund seeks to promote these characteristics by adhering to the Fidelity Sustainable Family Framework,.</p> <p>The fund will aim to have a lower carbon footprint compared to that of the broader market.</p> <p>The fund may invest its net assets directly in onshore China fixed income securities listed or traded on any Eligible Market in China.</p> <p>The fund is actively managed. The Investment Manager will, when selecting investments for the fund and for the purposes of monitoring risk, reference the Bloomberg Barclays Global Aggregate Corporate Index (the "Index") as the Index constituents best represent the characteristics the fund is seeking to gain exposure to. The fund's performance can be assessed against its Index.</p> <p>The Investment Manager has a wide range of discretion relative to the Index. While the fund will hold assets that are components of the Index, it may also invest in issuers, sectors, countries and security types that are not included in, and that have different weightings from, the Index in order to take advantage of investment opportunities. It is expected that over long time periods, the fund's performance will differ from the Index. However, over short time periods, the fund's performance may be close to the Index, depending on market conditions.</p> <p>Shareholders' attention is drawn to the fact that the Index is not an index which integrates environmental considerations. Instead, the fund promotes environmental characteristics by adhering to the Fidelity Sustainable Family Framework, as described above.</p> <p>Portfolio Information:</p> <p>Onshore China fixed income securities are listed or traded on any Eligible Market in China, and are issued by a variety of issuers such as government, quasi-government, banks, financial institutions or other corporate entities established or incorporated in China or corporate entities with commercial activities in China.</p> <p>The fund may invest in hybrids and CoCos, as well as in other subordinated financial debt and preference shares.</p>	<p><b>Reference Ccy: USD</b></p> <p>The fund can directly invest in onshore China fixed income securities listed or traded on any Eligible Market in China through the QFII status of FIL Investment Management (Hong Kong) Limited. The fund may invest up to 10% of its net assets directly in onshore China fixed income securities (with aggregate exposure including direct and indirect investments up to 30% of its assets).</p> <p>Less than 30% of the fund's total net assets will be invested in hybrids and CoCos, with less than 20% of the total net assets to be invested in CoCos.</p> <p>The fund is subject to the disclosure requirements of article 8 of the SFDR.</p>

Fund Name	Investment Objective	Notes
<b>Fidelity Funds - Sustainable Strategic Bond Fund</b>	<p>The fund seeks to maximise return through capital appreciation and income by primarily investing in a broad range of fixed income instruments of issuers globally.</p> <p>The fund is part of the Fidelity Sustainable Family of Funds and adopts a Sustainable Focused strategy under which a minimum of 70% of the fund's net assets will be invested in securities deemed to maintain sustainable characteristics, as described in the section entitled "1.3.2 (b) Fidelity Sustainable Family of Funds". The fund will consider a wide range of environmental and social characteristics on an ongoing basis. Environmental characteristics include, but are not limited to, climate change mitigation and adaptation, water and waste management and biodiversity, while social characteristics include, but are not limited to, product safety, supply chain, health and safety and human rights. Controversies involving environmental and social characteristics are regularly monitored. Environmental and social characteristics are analysed by Fidelity's fundamental analysts and rated through Fidelity Sustainability Ratings. The fund seeks to promote these characteristics by adhering to the Fidelity Sustainable Family Framework.</p> <p>The fund will adopt an active asset allocation approach, which may include but not limited to investment into high yield instruments and emerging markets. Investments will not be required to meet minimum rating standards. The fund may invest its net assets directly in onshore China fixed income securities listed or traded on any Eligible Market in China.</p> <p>The fund is actively managed and references the ICE BofA Q944 Custom Index (a custom blend of government, investment grade and high yield corporate bond indices) (the "Index") for performance comparison only.</p> <p>Shareholders' attention is drawn to the fact that the Index is not an index which integrates environmental and social considerations. Instead, the fund promotes environmental and social characteristics by adhering to the Fidelity Sustainable Family Framework, as described above.</p> <p><b>Portfolio Information:</b></p> <p>The fund is not subject to any limitation on the portion of its Net Asset Value that may invest in high yield securities or issuers.</p> <p>Onshore China fixed income securities are listed or traded on any Eligible Market in China, and are issued by a variety of issuers such as government, quasi-government, banks, financial institutions or other corporate entities established or incorporated in China or corporate entities with commercial activities in China.</p> <p>The fund may use financial derivative instruments including complex financial derivative instruments or strategies, to meet the investment objectives of the fund with a level of risk which is consistent with the risk profile of the fund. Financial derivative instruments may be used to create economic exposure to the underlying asset, this may include futures, forwards, options, and swaps. The fund will use (i) index, basket or single credit default and total return swaps to gain exposure or reduce credit risk of issuers, (ii) interest rate futures, swaps or options to actively manage the level of interest rate risk and (iii) currency derivatives to hedge or gain exposure to currencies. The long and short active currency positions implemented by the fund may not be correlated with the underlying securities positions held by the fund.</p> <p>The fund may invest in hybrids and CoCos, as well as in other subordinated financial debt and preference shares.</p>	<p>Reference Ccy: USD</p> <p>The fund can directly invest in onshore China fixed income securities listed or traded on any Eligible Market in China through the QFII status of FIL Investment Management (Hong Kong) Limited. The fund will invest less than 30% of its net assets directly and/or indirectly in onshore China fixed income securities on an aggregated basis.</p> <p>Less than 30% of the fund's total net assets will be invested in hybrids and CoCos, with less than 20% of the total net assets to be invested in CoCos.</p> <p><b>Global Exposure:</b></p> <p>The global exposure of the fund will be monitored using the absolute VaR approach, which is limited to 10%.</p> <p>The expected level of leverage for investment-related activity is 350% and the expected level of leverage arising from hedged share class activity is 150%, for a total of 500%. The fund's leverage may increase to higher levels, including in atypical market conditions, however it is not expected to exceed 1000% of the Net Asset Value of the fund.</p> <p>The fund is subject to the disclosure requirements of article 8 of the SFDR.</p>

Fund Name	Investment Objective	Notes
<b>Fidelity Funds – US Dollar Bond Fund</b>	<p>The fund invests principally in US Dollar denominated debt securities.</p> <p>A minimum of 50% of the fund's net assets will be invested in securities deemed to maintain sustainable characteristics, as described in the section entitled "1.3.2(a) Fidelity Sustainable Investing Framework" above. The fund will consider a wide range of environmental and social characteristics on an ongoing basis. Environmental characteristics include but are not limited to climate change mitigation and adaptation, water and waste management, biodiversity, while social characteristics include but are not limited to product safety, supply chain, health and safety and human rights. Environmental and social characteristics are analysed by Fidelity's fundamental analysts and rated through the use of sustainability research and ratings.</p> <p>The fund is actively managed. The Investment Manager will, when selecting investments for the Fund and for the purposes of monitoring risk, consider the ICE BofA Q4AR Custom Index (a custom USD Aggregate Bond index) (the "Index") as the Index constituents best represent the characteristics the fund is seeking to gain exposure to. When monitoring risk, the Investment Manager references the Index for the purpose of setting internal guidelines. These guidelines represent overall levels of exposure relative to the Index and do not imply that the fund will invest in the Index constituents. Where the fund invests in securities that are included in the Index its allocation to those securities is likely to differ from the Index allocation. The Investment Manager has a wide degree of freedom relative to the Index with regards to investment selection and it may invest in issuers, sectors, countries and security types not included in the Index in order to take advantage of investment opportunities. It is expected that over long time periods, the fund's performance will differ from the Index. However, over short time periods, the fund's performance may be close to the Index, depending on market conditions. The fund's performance can be assessed against its Index.</p> <p>Shareholders' attention is drawn to the fact that the Index is not an index which integrates environmental and social considerations. Instead, the fund promotes environmental and social characteristics by adhering to the Fidelity Sustainable Investing Framework, as described above.</p>	<p><b>Reference Ccy: USD</b></p> <p>The Fund is unconstrained in the amount that it may invest in the USA.</p> <p>The fund is subject to the disclosure requirements of article 8 of the SFDR.</p>
<b>Fidelity Funds – US High Yield Fund</b>	<p>This fund seeks a high level of current income and capital appreciation by investing primarily in high-yielding, lower-quality securities of issuers that have their principal business activities in the United States. This fund will suit those investors seeking high income and capital appreciation and who are prepared to accept the risks associated with this type of investment. The type of debt securities in which the fund will primarily invest will be subject to high risk, will not be required to meet a minimum rating standard and may not be rated for creditworthiness by any internationally recognised rating agency.</p> <p>The fund is actively managed and references the ICE BofA US High Yield Constrained Index (the 'Index') for performance comparison only.</p>	<p><b>Reference Ccy: USD</b></p>

#### 1.4.5. CASH FUNDS

The Cash funds qualify as Short-Term Variable Net Asset Value Money Market Funds and have been duly authorised by the CSSF in accordance with the provisions of the MMFR.

The aim of the Cash funds is to provide investors with a return in line with money market rates where both capital security and liquidity are primary considerations from professionally managed portfolios of Money Market Instruments and other assets permitted by MMFR in different geographical areas and currencies, with the opportunity to achieve the objective of regular income and high liquidity. For the remaining assets, the Investment Manager has the freedom to invest in other permitted assets, within the restrictions imposed by MMFR

All Cash funds have the same investment policy, the essential differences being the currency in which their assets are denominated. The assets of the Cash funds shall exclusively be composed of Money Market Instruments, and other eligible assets under the MMFR (as detailed in Part V. 5.2 Investment Powers and Safeguards for Cash funds) and ancillary liquid assets. No Cash fund will invest into units or shares of other Money Market Funds. All Cash funds may use financial derivative instruments only for the purpose of hedging the interest rate or exchange rate risks inherent in other investments of the relevant Cash funds. Financial derivative instruments may include interest rate futures, interest rate swaps, forward contracts or a combination thereof.

Unless otherwise specified in the notes to a fund under the title "Global Exposure", the method used to calculate the global exposure relating to derivative instruments is the commitment approach (please refer to Part V, 5.1., D. of the Prospectus for further details).

In accordance with Part V, 5.2. Investment Powers and Safeguards for Cash funds of the Prospectus, the Cash funds may enter into reverse repurchase and repurchase agreements. They will not enter into securities lending transactions nor margin lending transactions.

For further details on the maximum and expected use by each fund of such transactions please refer to Appendix III to this Prospectus.

#### **Investor Profile**

Cash funds would mainly suit investors for whom capital security and liquidity are primary considerations, recognising that the Net Asset Value of the funds is not guaranteed, that Shares of the funds are not bank deposits and there is no assurance that any appreciation in value of Shares will occur (because of the risk that the principal invested is capable of fluctuation). Investment in a Cash fund can be regarded as a short, medium or long-term investment.

Investors should also note that the Cash funds do not rely on external support for guaranteeing liquidity or stabilising the Net Asset Value per Share, and that the risk of loss of the principal is borne by the investor.

At the date of this Prospectus, each of the Cash funds is rated Aaa-mf by Moody's Investor Services, Inc. These ratings are not intended to evaluate the prospective performance of the relevant fund with respect to appreciation, volatility of Net Asset Value, or yield. Such ratings were solicited by the Management Company and financed by the relevant fund.

The investment objective for each Cash fund stated below must be read together with the further information set out in the above section.

Fund Name	Investment Objective	Notes
<b>Fidelity Funds – Australian Dollar Cash Fund</b>	The fund invests principally in Australian Dollar denominated Money Market Instruments, reverse repurchase agreements and deposits. The fund is actively managed without reference to an index.	<b>Reference Ccy: AUD</b> No sales, switching or redemption charges are applied to this fund.
<b>Fidelity Funds – Euro Cash Fund</b>	The fund invests principally in Euro denominated Money Market Instruments, reverse repurchase agreements and deposits. The fund is actively managed without reference to an index.	<b>Reference Ccy: Euro</b> No sales, switching or redemption charges are applied to this fund.
<b>Fidelity Funds – Sterling Cash Fund</b>	The fund invests principally in United Kingdom Pounds Sterling denominated Money Market Instruments, reverse repurchase agreements and deposits. The fund is actively managed without reference to an index.	<b>Reference Ccy: GBP</b> No sales, switching or redemption charges are applied to this fund.
<b>Fidelity Funds – US Dollar Cash Fund</b>	The fund invests principally in US Dollar denominated Money Market Instruments, reverse repurchase agreements and deposits. The fund is actively managed without reference to an index.	<b>Reference Ccy: USD</b> No sales, switching or redemption charges are applied to this fund.

#### 1.4.6. FIDELITY LIFESTYLE FUNDS

The aim of the Fidelity Lifestyle Funds is to provide investors with a range of funds that will be managed using a lifecycle approach, designed to maximise total investment return by holding a diversified portfolio. This should be achieved by co-managing assets and by changing the asset allocation over time. Where initially the funds may be heavily invested in, or achieve exposure to, equities, they may also be invested in, or achieve exposure to, a more conservative portfolio of bonds, interest bearing debt securities, money market securities or elements of their return (such as credit, interest rate or foreign exchange elements), throughout the world. The percentage weightings will vary over time as the fund approaches, reaches and passes its target date in accordance with the investment objective and individual market developments. Unless otherwise specified in its investment objective, each Fidelity Lifestyle Fund does not have a maturity date and will not automatically terminate at the target year, but will continue to be managed in accordance with its stated investment objective and policy. After passing its target date, each Fidelity Lifestyle Fund will primarily allocate investments in bonds, cash and cash equivalents.

Bonds or debt instruments can, among others, be issued by governments, agencies, supra-nationals, private or publicly quoted companies, special purpose or investment vehicles, or trusts. They may pay fixed or variable coupons, whereby the variable element may be derived from prevailing market interest rates or the performance of other assets (e.g. asset-backed securities). Where the investment objective refers to assets such as companies of a particular country or region and in the absence of any further specification, a company's listing, incorporation, domicile, or principal business activities may be referenced in the assessment. Unless otherwise specified in its investment objective, securitised and/or collateralised securities (e.g., asset-backed securities and mortgage-backed securities) will not exceed 20% of the net assets of each fund, provided that such limit will not apply to investments in such securities issued or guaranteed by the United States government or United States government sponsored entities. The repayment of a bond may have a fixed date or may be subject to some issuer discretion (e.g. some mortgage bonds). The Fidelity Lifestyle Funds may invest in bonds that can have conversion or subscription rights to other assets attached to them (e.g. convertible bonds and CoCos) and hybrids. Not all bonds or debt instruments will have been rated by one or several rating agencies; some may have a below investment grade rating. Unless otherwise stated in the investment objective of a fund, there is no limit on the exposures to investment grade securities.

Investments for the Euro denominated Fidelity Lifestyle Funds may be made in transferable securities and/or debt instruments issued in currencies other than the fund's Reference Currency. The Investment Manager may choose to hedge currency exposures through the use of instruments such as forward foreign exchange contracts.

The Board may from time to time introduce additional funds to complement the funds detailed below.

Unless otherwise specified in its investment objective, each Fidelity Lifestyle Fund may invest up to 10% of its net assets in UCITS and UCIs.

The Fidelity Lifestyle Funds are actively managed and do not seek to replicate or track the performance of any index. However, as part of the Fidelity Lifestyle Funds' active allocation policy, the Investment Manager may invest a portion of their assets from time to time in holdings and instruments which provide passive exposure, such as ETFs, futures, total return swaps, and swaps/options on an index. All Fidelity Lifestyle Funds may use financial derivative instruments provided (a) they are economically appropriate in that they are realised in a cost-effective way, (b) they are entered into for one or more of (i) reduction of risk, (ii) reduction of cost and (iii) generation of additional capital or income for the Fidelity Lifestyle Funds (including for investment purposes) with a level of risk which is consistent with the risk profile of the relevant Fidelity Lifestyle Fund(s) and the risk diversification rules laid down in Part V. (5.1, A. III) of the Prospectus, and (c) their risks are adequately captured by the risk management process of the Fund.

Financial derivative instruments may be used to replicate the performance of physically held securities. Financial derivative instruments such as futures, contracts for difference and equity swaps may be used to synthetically replicate the performance of a single stock, basket or index of equity securities. Options such as puts, calls and warrants may be used to afford funds the right or obligation to buy or sell equity at a predetermined value and thereby either generate capital growth, income, or reduce risk. Also, financial derivative instruments may be used to (i) increase or reduce exposure to interest rate risk (including inflation) through the use of interest rate or bond futures, options, swaptions and interest rate, total return or inflation swaps, (ii) buy or sell part or all of the credit risk relating to single issuer, or multiple issuers referenced in a basket or index through the use of options, credit default and total return swaps and (iii) hedge, reduce or increase exposure to currencies through the use of forwards, including non-deliverable forwards and currency swaps.

Other fixed income strategies may include positions that benefit from a decline in value or that give exposure to certain elements of returns of a particular issuer or asset in order to provide returns that are unrelated to those of the general market or positions



that would not have been available without the use of financial derivative instruments. Financial derivative instruments may be over-the-counter (“OTC”) and/or exchange traded instruments on underlying assets.

Unless otherwise specified in the notes to a fund under the title “Global Exposure”, the method used to calculate the global exposure relating to financial derivative instruments is the commitment approach (please refer to Part V, 5.1., D. of the Prospectus for further details).

While the judicious use of financial derivative instruments may be beneficial, financial derivative instruments also involve risks different from, and, in certain cases greater than the risks presented by more traditional investments. The use of financial derivative instruments may cause the Share price to be more volatile. For a further description of risks relating to the use of financial derivative instruments please refer to “Risk Factors”, Part I (1.2) of the Prospectus.

In accordance with Part V, section E. “Securities Lending and Borrowing and Repurchase and Reverse Repurchase Transactions” and section H. “EU Securities Financing Transactions Regulation” of the Prospectus, the Fidelity Lifestyle Funds may for the purpose of Efficient Portfolio Management enter into repurchase and reverse of repurchase agreements and engage in securities lending transactions. They will not enter into margin lending transactions. Fidelity Lifestyle Funds may also use total return swaps (including CFDs) to meet their investment objective.

For further details on the maximum and expected use by each fund of such transactions please refer to Appendix III to this Prospectus.

### **Investor Profile**

Fidelity Lifestyle Funds may be suitable for investors who wish to participate in capital markets while being prepared to accept the risks described for each Fidelity Lifestyle Fund under “Risk Factors”, Part I (1.2) of the Prospectus and should not be selected based solely on the investors’ age or retirement date. Investment in a Fidelity Lifestyle Fund may suit investors that are willing to stay invested until the target date of the relevant fund.

The investment objective for each Fidelity Lifestyle Fund stated below must be read together with the further information set out in the above section.

<b>Fund Name</b>	<b>Investment Objective</b>	<b>Notes</b>
<b>Fidelity Funds – Fidelity Target™ 2020 (Euro) Fund</b>	<p>The fund aims to provide long-term capital growth for Euro investors planning to withdraw substantial portions of their investment in the year 2020. The fund will typically invest in a wide range of investments covering markets throughout the world, including emerging markets, and providing exposure to bonds, equities, interest bearing securities and money market securities as well as instruments providing exposure to commodities, in accordance with an asset allocation that will become increasingly conservative as the year 2020 is approached. The Euro to which the name of the fund refers is a currency of reference and not a currency of investments. Accordingly, the fund may also invest its assets in currencies other than the Euro.</p> <p>The fund is actively managed and references a blend of market indices (each a “Market Index”) in order to set internal guidelines around the weightings allocated to different asset classes. As the fund’s exposure to different asset classes evolves over time in line with the fund’s investment policy, the Market Indices referenced and their weightings will also change accordingly. While the fund may take direct or indirect exposure to the components of the Market Indices, there are no restrictions on the extent to which the fund’s portfolio and performance may deviate from the Market Indices. The Market Indices are listed in the KIID and are represented by a blended index for the purposes of performance comparison. Further information on the current list of Market Indices as well as past weightings is available on request.</p>	<p><b>Reference Ccy: Euro</b></p> <p>As the fund may invest globally, it may invest across different countries and regions. It is unconstrained in the amount that it may invest in a country or region.</p> <p>Any commodity exposure for this fund will be obtained through eligible instruments such as units/shares of UCITS or other UCIs, Exchange Traded Funds, swap transactions on commodity indices compliant with article 9 of the Grand-Ducal Regulation of 8 February 2008 and transferable securities and money market instruments with no embedded derivatives.</p>
<b>Fidelity Funds – Fidelity Target™ 2020 Fund</b>	<p>The fund aims to provide long-term capital growth for investors planning to withdraw substantial portions of their investment in the year 2020. The fund will typically invest in equities, bonds, interest bearing debt securities and money market securities throughout the world, including emerging markets, in accordance with an asset allocation that will become increasingly conservative as the year 2020 is approached.</p> <p>The fund is actively managed and references a blend of market indices (each a “Market Index”) in order to set internal guidelines around the weightings allocated to different asset classes. As the fund’s exposure to different asset classes evolves over time in line with the fund’s investment policy, the Market Indices referenced and their weightings will also change accordingly. While the fund may take direct or indirect exposure to the components of the Market Indices, there are no restrictions on the extent to which the fund’s portfolio and performance may deviate from the Market Indices. The Market Indices are listed in the KIID and are represented by a blended index for the purposes of performance comparison. Further information on the current list of Market Indices as well as past weightings is available on request.</p>	<p><b>Reference Ccy: USD</b></p> <p>As the fund may invest globally, it may invest across different countries and regions. It is unconstrained in the amount that it may invest in a country or region.</p>

Fund Name	Investment Objective	Notes
<b>Fidelity Funds – Fidelity Target™ 2025 (Euro) Fund</b>	<p>The fund aims to provide long-term capital growth for Euro investors planning to withdraw substantial portions of their investment in the year 2025. The fund will typically invest in a wide range of investments covering markets throughout the world, including emerging markets, and providing exposure to bonds, equities, interest bearing securities and money market securities as well as instruments providing exposure to commodities, in accordance with an asset allocation that will become increasingly conservative as the year 2025 is approached. The Euro to which the name of the fund refers is a currency of reference and not a currency of investments. Accordingly, the fund may also invest its assets in currencies other than the Euro.</p> <p>The fund is actively managed and references a blend of market indices (each a "Market Index") in order to set internal guidelines around the weightings allocated to different asset classes. As the fund's exposure to different asset classes evolves over time in line with the fund's investment policy, the Market Indices referenced and their weightings will also change accordingly. While the fund may take direct or indirect exposure to the components of the Market Indices, there are no restrictions on the extent to which the fund's portfolio and performance may deviate from the Market Indices. The Market Indices are listed in the KIID and are represented by a blended index for the purposes of performance comparison. Further information on the current list of Market Indices as well as past weightings is available on request.</p>	<p><b>Reference Ccy: Euro</b></p> <p>As the fund may invest globally, it may invest across different countries and regions. It is unconstrained in the amount that it may invest in a country or region. Any commodity exposure for this fund will be obtained through eligible instruments such as units/shares of UCITS or other UCIs, Exchange Traded Funds, swap transactions on commodity indices compliant with article 9 of the Grand-Ducal Regulation of 8 February 2008 and transferable securities and money market instruments with no embedded derivatives.</p>
<b>Fidelity Funds – Fidelity Target™ 2030 (Euro) Fund</b>	<p>The fund aims to provide long-term capital growth for Euro investors planning to withdraw substantial portions of their investment in the year 2030. The fund will typically invest in a wide range of investments covering markets throughout the world, including emerging markets, and providing exposure to bonds, equities, interest bearing securities and money market securities as well as instruments providing exposure to commodities, in accordance with an asset allocation that will become increasingly conservative as the year 2030 is approached. The Euro to which the name of the fund refers is a currency of reference and not a currency of investments. Accordingly, the fund may also invest its assets in currencies other than the Euro.</p> <p>The fund is actively managed and references a blend of market indices (each a "Market Index") in order to set internal guidelines around the weightings allocated to different asset classes. As the fund's exposure to different asset classes evolves over time in line with the fund's investment policy, the Market Indices referenced and their weightings will also change accordingly. While the fund may take direct or indirect exposure to the components of the Market Indices, there are no restrictions on the extent to which the fund's portfolio and performance may deviate from the Market Indices. The Market Indices are listed in the KIID and are represented by a blended index for the purposes of performance comparison. Further information on the current list of Market Indices as well as past weightings is available on request.</p>	<p><b>Reference Ccy: Euro</b></p> <p>As the fund may invest globally, it may invest across different countries and regions. It is unconstrained in the amount that it may invest in a country or region. Any commodity exposure for this fund will be obtained through eligible instruments such as units/shares of UCITS or other UCIs, Exchange Traded Funds, swap transactions on commodity indices compliant with article 9 of the Grand-Ducal Regulation of 8 February 2008 and transferable securities and money market instruments with no embedded derivatives.</p>
<b>Fidelity Funds – Fidelity Target™ 2035 (Euro) Fund</b>	<p>The fund aims to provide long-term capital growth for Euro investors planning to withdraw substantial portions of their investment in the year 2035. The fund will typically invest in a wide range of investments covering markets throughout the world, including emerging markets, and providing exposure to bonds, equities, interest bearing securities and money market securities as well as instruments providing exposure to commodities, in accordance with an asset allocation that will become increasingly conservative as the year 2035 is approached. The Euro to which the name of the fund refers is a currency of reference and not a currency of investments. Accordingly, the fund may also invest its assets in currencies other than the Euro.</p> <p>The fund is actively managed and references a blend of market indices (each a "Market Index") in order to set internal guidelines around the weightings allocated to different asset classes. As the fund's exposure to different asset classes evolves over time in line with the fund's investment policy, the Market Indices referenced and their weightings will also change accordingly. While the fund may take direct or indirect exposure to the components of the Market Indices, there are no restrictions on the extent to which the fund's portfolio and performance may deviate from the Market Indices. The Market Indices are listed in the KIID and are represented by a blended index for the purposes of performance comparison. Further information on the current list of Market Indices as well as past weightings is available on request.</p>	<p><b>Reference Ccy: Euro</b></p> <p>As the fund may invest globally, it may invest across different countries and regions. It is unconstrained in the amount that it may invest in a country or region. Any commodity exposure for this fund will be obtained through eligible instruments such as units/shares of UCITS or other UCIs, Exchange Traded Funds, swap transactions on commodity indices compliant with article 9 of the Grand-Ducal Regulation of 8 February 2008 and transferable securities and money market instruments with no embedded derivatives.</p>

Fund Name	Investment Objective	Notes
<b>Fidelity Funds – Fidelity Target™ 2040 (Euro) Fund</b>	<p>The fund aims to provide long-term capital growth for Euro investors planning to withdraw substantial portions of their investment in the year 2040. The fund will typically invest in a wide range of investments covering markets throughout the world, including emerging markets, and providing exposure to bonds, equities, interest bearing securities and money market securities as well as instruments providing exposure to commodities, in accordance with an asset allocation that will become increasingly conservative as the year 2040 is approached. The Euro to which the name of the fund refers is a currency of reference and not a currency of investments. Accordingly, the fund may also invest its assets in currencies other than the Euro.</p> <p>The fund is actively managed and references a blend of market indices (each a "Market Index") in order to set internal guidelines around the weightings allocated to different asset classes. As the fund's exposure to different asset classes evolves over time in line with the fund's investment policy, the Market Indices referenced and their weightings will also change accordingly. While the fund may take direct or indirect exposure to the components of the Market Indices, there are no restrictions on the extent to which the fund's portfolio and performance may deviate from the Market Indices. The Market Indices are listed in the KIID and are represented by a blended index for the purposes of performance comparison. Further information on the current list of Market Indices as well as past weightings is available on request.</p>	<p><b>Reference Ccy: Euro</b></p> <p>As the fund may invest globally, it may invest across different countries and regions. It is unconstrained in the amount that it may invest in a country or region. Any commodity exposure for this fund will be obtained through eligible instruments such as units/shares of UCITS or other UCIs, Exchange Traded Funds, swap transactions on commodity indices compliant with article 9 of the Grand-Ducal Regulation of 8 February 2008 and transferable securities and money market instruments with no embedded derivatives.</p>
<b>Fidelity Funds – Fidelity Target™ 2045 (Euro) Fund</b>	<p>The fund aims to provide long-term capital growth for Euro investors planning to withdraw substantial portions of their investment in the year 2045. The fund will typically invest in a wide range of investments covering markets throughout the world, including emerging markets, and providing exposure to bonds, equities, interest bearing securities and money market securities as well as instruments providing exposure to commodities, in accordance with an asset allocation that will become increasingly conservative as the year 2045 is approached. The Euro to which the name of the fund refers is a currency of reference and not a currency of investments. Accordingly, the fund may also invest its assets in currencies other than the Euro.</p> <p>The fund is actively managed and references a blend of market indices (each a "Market Index") in order to set internal guidelines around the weightings allocated to different asset classes. As the fund's exposure to different asset classes evolves over time in line with the fund's investment policy, the Market Indices referenced and their weightings will also change accordingly. While the fund may take direct or indirect exposure to the components of the Market Indices, there are no restrictions on the extent to which the fund's portfolio and performance may deviate from the Market Indices. The Market Indices are listed in the KIID and are represented by a blended index for the purposes of performance comparison. Further information on the current list of Market Indices as well as past weightings is available on request.</p>	<p><b>Reference Ccy: Euro</b></p> <p>As the fund may invest globally, it may invest across different countries and regions. It is unconstrained in the amount that it may invest in a country or region. Any commodity exposure for this fund will be obtained through eligible instruments such as units/shares of UCITS or other UCIs, Exchange Traded Funds, swap transactions on commodity indices compliant with article 9 of the Grand-Ducal Regulation of 8 February 2008 and transferable securities and money market instruments with no embedded derivatives.</p>
<b>Fidelity Funds – Fidelity Target™ 2050 (Euro) Fund</b>	<p>The fund aims to provide long-term capital growth for Euro investors planning to withdraw substantial portions of their investment in the year 2050. The fund will typically invest in a wide range of investments covering markets throughout the world, including emerging markets, and providing exposure to bonds, equities, interest bearing securities and money market securities as well as instruments providing exposure to commodities, in accordance with an asset allocation that will become increasingly conservative as the year 2050 is approached. The Euro to which the name of the fund refers is a currency of reference and not a currency of investments. Accordingly, the fund may also invest its assets in currencies other than the Euro.</p> <p>The fund is actively managed and references a blend of market indices (each a "Market Index") in order to set internal guidelines around the weightings allocated to different asset classes. As the fund's exposure to different asset classes evolves over time in line with the fund's investment policy, the Market Indices referenced and their weightings will also change accordingly. While the fund may take direct or indirect exposure to the components of the Market Indices, there are no restrictions on the extent to which the fund's portfolio and performance may deviate from the Market Indices. The Market Indices are listed in the KIID and are represented by a blended index for the purposes of performance comparison. Further information on the current list of Market Indices as well as past weightings is available on request.</p>	<p><b>Reference Ccy: Euro</b></p> <p>As the fund may invest globally, it may invest across different countries and regions. It is unconstrained in the amount that it may invest in a country or region. Any commodity exposure for this fund will be obtained through eligible instruments such as units/shares of UCITS or other UCIs, Exchange Traded Funds, swap transactions on commodity indices compliant with article 9 of the Grand-Ducal Regulation of 8 February 2008 and transferable securities and money market instruments with no embedded derivatives.</p>

Fund Name	Investment Objective	Notes
<b>Fidelity Funds – Fidelity Target™ 2055 (Euro) Fund</b>	<p>The fund aims to provide long-term capital growth for Euro investors planning to withdraw substantial portions of their investment in the year 2055. The fund will typically invest in a wide range of investments covering markets throughout the world, including emerging markets, and providing exposure to bonds, equities, interest bearing securities and money market securities as well as instruments providing exposure to commodities, in accordance with an asset allocation that will become increasingly conservative as the year 2055 is approached. The Euro to which the name of the fund refers is a currency of reference and not a currency of investments. Accordingly, the fund may also invest its assets in currencies other than the Euro.</p> <p>The fund is actively managed and references a blend of market indices (each a "Market Index") in order to set internal guidelines around the weightings allocated to different asset classes. As the fund's exposure to different asset classes evolves over time in line with the fund's investment policy, the Market Indices referenced and their weightings will also change accordingly. While the fund may take direct or indirect exposure to the components of the Market Indices, there are no restrictions on the extent to which the fund's portfolio and performance may deviate from the Market Indices. The Market Indices are listed in the KIID and are represented by a blended index for the purposes of performance comparison. Further information on the current list of Market Indices as well as past weightings is available on request.</p>	<p><b>Reference Ccy: Euro</b></p> <p>As the fund may invest globally, it may invest across different countries and regions. It is unconstrained in the amount that it may invest in a country or region. Any commodity exposure for this fund will be obtained through eligible instruments such as units/shares of UCITS or other UCIs, Exchange Traded Funds, swap transactions on commodity indices compliant with article 9 of the Grand-Ducal Regulation of 8 February 2008 and transferable securities and money market instruments with no embedded derivatives.</p>
<b>Fidelity Funds – Fidelity Target™ 2060 (Euro) Fund</b>	<p>The fund aims to provide long-term capital growth for Euro investors planning to withdraw substantial portions of their investment in the year 2060. The fund will typically invest in a wide range of investments covering markets throughout the world, including emerging markets, and providing exposure to bonds, equities, interest bearing securities and money market securities as well as instruments providing exposure to commodities, in accordance with an asset allocation that will become increasingly conservative as the year 2060 is approached. The Euro to which the name of the fund refers is a currency of reference and not a currency of investments. Accordingly, the fund may also invest its assets in currencies other than the Euro.</p> <p>The fund is actively managed and references a blend of market indices (each a "Market Index") in order to set internal guidelines around the weightings allocated to different asset classes. As the fund's exposure to different asset classes evolves over time in line with the fund's investment policy, the Market Indices referenced and their weightings will also change accordingly. While the fund may take direct or indirect exposure to the components of the Market Indices, there are no restrictions on the extent to which the fund's portfolio and performance may deviate from the Market Indices. The Market Indices are listed in the KIID and are represented by a blended index for the purposes of performance comparison. Further information on the current list of Market Indices as well as past weightings is available on request.</p>	<p><b>Reference Ccy: Euro</b></p> <p>As the fund may invest globally, it may invest across different countries and regions. It is unconstrained in the amount that it may invest in a country or region. Any commodity exposure for this fund will be obtained through eligible instruments such as units/shares of UCITS or other UCIs, Exchange Traded Funds, swap transactions on commodity indices compliant with article 9 of the Grand-Ducal Regulation of 8 February 2008 and transferable securities and money market instruments with no embedded derivatives.</p>

#### 1.4.7. INSTITUTIONAL RESERVED FUNDS

The Institutional Reserved funds are a range of Institutional Reserved Equity and Institutional Reserved Bond funds within the Fund which may only be acquired by Institutional Investors or those who meet the requirements established from time to time by the General Distributor. The I class of Shares is designed principally for investment of assets of Institutional Investors such as pension funds, charities and local government bodies.

##### Institutional Reserved Bond Funds

The aim of all Institutional Reserved Bond funds is to provide investors with the possibility of capital gains. Power is reserved to invest up to 100% of the assets of any fund in securities issued or guaranteed by certain government and other public bodies as described more fully in Part V, section A. of the Prospectus.

##### Investment Policies

Where appropriate to implement their investment objective, investments for all Institutional Reserved Bond funds may be made in bonds issued in currencies other than the fund's Reference Currency. The Investment Manager may choose to hedge currency exposures through the use of instruments such as forward foreign exchange contracts.

With due consideration given to the restrictions on investments required by applicable law and regulations and on an ancillary basis, the Institutional Reserved Bond funds may further hold cash and cash equivalents (including Money Market Instruments and time deposits) up to 49% of their net assets. These percentages may exceptionally be exceeded if the Directors consider this to be in the best interests of the Shareholders.

Any reference in this section to investment grade securities shall mean securities with a rating of BBB- or higher from Standard & Poor's or equivalent rating from an internationally recognised rating agency (in case of divergent ratings, the worst of the best two credit ratings applies).

Any reference in this section to sub investment grade or high yield/ing securities shall mean securities with a rating of BB+ or less from Standard & Poor's or equivalent rating from an internationally recognised rating agency (in case of divergent ratings, the worst of the best two credit ratings applies).

The Institutional Reserved Bond funds may invest in, or obtain exposure to, bonds or debt instruments or elements of their return (such as credit, interest rate or foreign exchange elements). Such Institutional Reserved bonds or debt instruments can, among others, be issued by governments, agencies, supra-nationals, private or publicly quoted companies, special purpose or investment vehicles, or trusts. They may pay fixed or variable coupons, whereby the variable element may be derived from prevailing market interest rates or the performance of other assets (e.g. asset-backed securities). Where the investment objective refers to assets such as companies of a particular country or region and in the absence of any further specification, a company's listing, incorporation, domicile, or principal business activities may be referenced in the assessment. Unless otherwise specified in its investment objective, securitised and/or collateralised securities (e.g., asset-backed securities and mortgage-backed securities) will not exceed 20% of the net assets of each

fund, provided that such limit will not apply to investments in such securities issued or guaranteed by the United States government or United States government sponsored entities. The repayment of an institutional reserved bond may have a fixed date or may be subject to some issuer discretion (e.g. some mortgage bonds). The Institutional Reserved Bond funds may invest in bonds that have conversion or subscription rights to other assets attached to them (e.g. convertible bonds and CoCos) and hybrids. Not all bonds or debt instruments will have been rated by one or several rating agencies; some may have a below investment grade rating. Unless otherwise stated in the investment objective of a fund, there is no limit on the exposures to investment grade securities. For any remaining assets, the Investment Manager has the freedom to invest outside the fund's principal geographies, market sectors, credit quality, currency or asset classes.

Unless otherwise specified in its investment objective, each Institutional Reserved Bond fund may invest up to 10% of its net assets in UCITS and UCIs.

The Institutional Reserved Bond funds are actively managed and do not seek to replicate or track the performance of any index. However, as part of the Institutional Reserved Bond funds' active allocation policy, the Investment Manager may invest a portion of their assets from time to time in holdings and instruments which provide passive exposure, such as ETFs, futures, total return swaps, and swaps/options on an index. All Institutional Reserved Bond funds may use financial derivative instruments provided (a) they are economically appropriate in that they are realised in a cost-effective way, (b) they are entered into for one or more of (i) reduction of risk, (ii) reduction of cost and (iii) generation of additional capital or income for the Institutional Reserved Bond funds (including for investment purposes) with a level of risk which is consistent with the risk profile of the relevant Institutional Reserved Bond fund(s) and the risk diversification rules laid down in Part V. (5.1, A. III) of the Prospectus, and (c) their risks are adequately captured by the risk management process of the Fund.

Financial derivative instruments may be used to (i) increase or reduce exposure to interest rate risk (including inflation) through the use of interest rate or bond futures, options, swaptions and interest rate, total return or inflation swaps, (ii) buy or sell part or all of the credit risk relating to single issuer, or multiple issuers referenced in a basket or index through the use of options, credit default and total return swaps and (iii) hedge, reduce or increase exposure to currencies through the use of forwards, including non-deliverable forwards and currency swaps.

Financial derivative instruments may also be used to replicate the performance of physically held securities. Other fixed income strategies may include positions that benefit from a decline in value or that give exposure to certain elements of returns of a particular issuer or asset in order to provide returns that are unrelated to those of the general market or positions that would not have been available without the use of financial derivative instruments. Financial derivative instruments may be over-the-counter ("OTC") and/or exchange traded instruments on underlying assets.

Unless otherwise specified in the notes to a fund under the title "Global Exposure", the method used to calculate the global exposure relating to financial derivative instruments is the commitment approach (please refer to Part V, 5.1., D. of the Prospectus for further details).

While the judicious use of financial derivative instruments may be beneficial, financial derivative instruments also involve risks different from, and, in certain cases greater than the risks presented by more traditional investments. The use of financial derivative instruments may cause the Share price to be more volatile. For a further description of risks relating to the use of financial derivative instruments please refer to "Risk Factors", Part I (1.2) of the Prospectus.

In accordance with Part V, section E. "Securities Lending and Borrowing and Repurchase and Reverse Repurchase Transactions" and section H. "EU Securities Financing Transactions Regulation" of the Prospectus, the Institutional Reserved Bond funds may, for the purpose of Efficient Portfolio Management enter into repurchase and reverse of repurchase agreements and engage in securities lending transactions. They will not enter into margin lending transactions. Institutional Reserved Bond funds may also use total return swaps (including CFDs) to meet their investment objective. For further details on the maximum and expected use by each fund of such transactions please refer to Appendix III to this Prospectus.

### **Investor Profile**

Institutional Reserved Bond funds may be suitable for investors who wish to participate in debt markets while being prepared to accept the risks described for each Institutional Reserved Bond fund under "Risk Factors", Part I (1.2) of the Prospectus. Investment in an Institutional Reserved Bond fund can be regarded as a short, medium or long-term investment.

The investment objective for each Institutional Reserve Bond fund stated below must be read together with the further information set out in the above section.

Fund Name	Investment Objective	Notes
<b>Fidelity Funds – Institutional US High Yield Fund</b>	<p>This fund seeks a high level of current income and capital appreciation by investing primarily in high-yielding, sub investment grade securities of issuers that have their head office or who exercise a predominant part of their activity in the United States.</p> <p>The type of debt securities in which the fund will primarily invest will be subject to high risk and will not be required to meet a minimum rating standard. Most but not all will be rated for creditworthiness by an internationally recognised rating agency.</p> <p>The fund is actively managed and references the ICE BofA US High Yield Constrained Index for performance comparison only.</p>	<b>Reference Ccy: USD</b>

### **Institutional Reserved Equity Funds**

The aim of all Institutional Reserved Equity funds is to provide investors with long-term capital growth from diversified and actively managed portfolios of securities or related instruments, including financial derivative instruments. The income from these funds is expected to be low. Institutional Reserved Equity funds will invest in, or achieve exposure to, equities (i) in the markets and sectors reflected in the name of each individual fund (where the investment objective refers to investments in companies of a particular country or region and in the absence of any further specification, a company's listing, incorporation, domicile, or principal business activities may be referenced in the assessment) and (ii) in companies established outside those markets but which derive a significant proportion of their earnings from those markets. Unless stated in the investment objective of an Institutional Reserved Equity fund, the selection of a company for investment is not restricted on the basis of market capitalisation or industry. For any remaining assets, the Investment Manager has the freedom to invest outside the fund's principal geographies, market sectors, currency or asset classes.

Unless otherwise specified in its investment objective, each Institutional Reserved Equity fund may invest up to 10% of its net assets in UCITS and UCIs.

The Institutional Reserved Equity funds are actively managed and do not seek to replicate or track the performance of any index. However, as part of the Institutional Reserved Equity funds' active allocation policy, the Investment Manager may invest a portion of their assets from time to time in holdings and instruments which provide passive exposure, such as ETFs, futures, total return swaps, and swaps/options on an index.

All Institutional Reserved Equity funds may use financial derivative instruments provided (a) they are economically appropriate in that they are realised in a cost-effective way, (b) they are entered into for one or more of (i) reduction of risk, (ii) reduction of cost and (iii) generation of additional capital or income for the Institutional Reserved Equity funds (including for investment purposes) with a level of risk which is consistent with the risk profile of the relevant Institutional Reserved Equity fund(s) and the risk diversification rules laid down in Part V. (5.1, A. III) of the Prospectus, and (c) their risks are adequately captured by the risk management process of the Fund.

Financial derivative instruments such as futures, contracts for difference and equity swaps may be used to synthetically replicate the performance of a single stock, basket or index of equity securities. Options such as puts, calls and warrants may be used to afford funds the right or obligation to buy or sell equity at a predetermined value and thereby either generate capital growth, income, or reduce risk. Forwards, non-deliverable forwards and currency swaps may also be used to manage currency exposures within a fund. Financial derivative instruments may be over-the-counter ("OTC") and/or exchange traded instruments.

Unless otherwise specified in the notes to a fund under the title "Global Exposure", the method used to calculate the global exposure relating to financial derivative instruments is the commitment approach (please refer to Part V, 5.1., D. of the Prospectus for further details).

While the judicious use of financial derivative instruments may be beneficial, financial derivative instruments also involve risks different from, and, in certain cases greater than the risks presented by more traditional investments. The use of financial derivative instruments may cause the Share price to be more volatile. For a further description of risks relating to the use of financial derivative instruments please refer to "Risk Factors", Part I (1.2) of the Prospectus.

In accordance with Part V, section E. "Securities Lending and Borrowing and Repurchase and Reverse Repurchase Transactions" and section H. "EU Securities Financing Transactions Regulation" of the Prospectus, the Institutional Reserved Equity funds may, for the purpose of Efficient Portfolio Management enter into repurchase and reverse of repurchase agreements and engage in securities lending transactions. They will not enter into margin lending transactions. Institutional Reserved Equity funds may also use total return swaps (including CFDs) to meet their investment objective. For further details on the maximum and expected use by each fund of such transactions please refer to Appendix III to this Prospectus.

For the funds that are specifically allowed by their investment objective to make direct investments in China A Shares, such investments may, in addition to the QFII status, be made through any permissible means available to the funds under prevailing laws and regulations (including through the Stock Connect or any other eligible means) and are subject to country specific investment restrictions for the funds registered in certain jurisdictions as stated in Part V, Section 5.3, of the Prospectus.

### **Investor Profile**

Institutional Reserved Equity funds may be suitable for investors who wish to participate in equity markets while being prepared to accept the risks described for each Institutional Reserved Equity fund under "Risk Factors", Part I (1.2) of the Prospectus. Investment in an Institutional Reserved Equity fund can be regarded as a medium or long-term investment.

The investment objective for each Institutional Reserved Equity fund stated below must be read together with the further information set out in the above section.

Fund Name	Investment Objective	Notes
<b>Fidelity Funds – Institutional Emerging Markets Equity Fund</b>	<p>The fund invests primarily in equity securities of companies in global markets that are experiencing rapid economic growth including countries in Latin America, South East Asia, Africa, Eastern Europe (including Russia) and the Middle East. The fund may invest its net assets directly in China A and B Shares.</p> <p>A minimum of 50% of the fund's net assets will be invested in securities deemed to maintain sustainable characteristics, as described in the section entitled "1.3.2(a) Fidelity Sustainable Investing Framework" above. The fund will consider a wide range of environmental and social characteristics on an ongoing basis. Environmental characteristics include but are not limited to climate change mitigation and adaptation, water and waste management, biodiversity, while social characteristics include but are not limited to product safety, supply chain, health and safety and human rights. Environmental and social characteristics are analysed by Fidelity's fundamental analysts and rated through Fidelity Sustainability Ratings.</p> <p>The fund is actively managed. The Investment Manager will, for the purposes of monitoring risk, reference MSCI Emerging Markets Index (the "Index") as the Index constituents are representative of the type of companies the fund invests in. The fund's performance can be assessed against its Index.</p> <p>The Investment Manager has a wide range of discretion relative to the Index. While the fund will hold assets that are components of the Index, it may also invest in companies, countries or sectors that are not included in, and that have different weightings from, the Index in order to take advantage of investment opportunities. It is expected that over long time periods, the fund's performance will differ from the Index. However, over short time periods, the fund's performance may be close to the Index, depending on market conditions.</p> <p>Shareholders' attention is drawn to the fact that the Index is not an index which integrates environmental and social considerations. Instead, the fund promotes environmental and social characteristics by adhering to the Fidelity Sustainable Investing Framework, as described above.</p>	<p><b>Reference Ccy: USD</b></p> <p>The fund invests in Latin America, Asia, Africa, Eastern Europe (including Russia) and the Middle East and may invest in different countries in this region. It is unconstrained in the amount that it may invest in any country in this region. It is understood that under the current Luxembourg regulation a fund may invest not more than 10% of its net assets in unlisted securities not dealt on a Regulated Market. Some investments in Russian securities may be considered as falling under such limit.</p> <p>Subject to eligibility and Distributor acceptance, this fund may be available through clearing houses.</p> <p>The fund can directly invest in China A Shares through the QFII status of FIL Investment Management (Hong Kong) Limited and/or through any permissible means available to the fund under prevailing laws and regulations (including through the Stock Connect or any other eligible means). The fund will invest less than 30% of its net assets directly and/or indirectly in onshore China A and B Shares on an aggregated basis.</p> <p>The fund is subject to the disclosure requirements of article 8 of the SFDR.</p>

Fund Name	Investment Objective	Notes
<b>Fidelity Funds – Institutional European Larger Companies Fund</b>	<p>The fund aims to achieve long-term growth, primarily through investments in equity securities of larger European companies.</p> <p>A minimum of 50% of the fund's net assets will be invested in securities deemed to maintain sustainable characteristics, as described in the section entitled "1.3.2(a) Fidelity Sustainable Investing Framework" above. The fund will consider a wide range of environmental and social characteristics on an ongoing basis. Environmental characteristics include but are not limited to climate change mitigation and adaptation, water and waste management, biodiversity, while social characteristics include but are not limited to product safety, supply chain, health and safety and human rights. Environmental and social characteristics are analysed by Fidelity's fundamental analysts and rated through Fidelity Sustainability Ratings.</p> <p>The fund is actively managed. The Investment Manager will, when selecting investments for the fund and for the purposes of monitoring risk, reference MSCI Europe Index (the "Index") as the Index constituents are representative of the type of companies the fund invests in. The fund's performance can be assessed against its Index.</p> <p>The Investment Manager has a wide range of discretion relative to the Index. While the fund will hold assets that are components of the Index, it may also invest in companies, countries or sectors that are not included in, and that have different weightings from, the Index in order to take advantage of investment opportunities. It is expected that over long time periods, the fund's performance will differ from the Index. However, over short time periods, the fund's performance may be close to the Index, depending on market conditions.</p> <p>Shareholders' attention is drawn to the fact that the Index is not an index which integrates environmental and social considerations. Instead, the fund promotes environmental and social characteristics by adhering to the Fidelity Sustainable Investing Framework, as described above.</p>	<p><b>Reference Ccy: Euro</b></p> <p>Subject to eligibility and Distributor acceptance, this fund may be available through clearing houses.</p> <p>The fund is subject to the disclosure requirements of article 8 of the SFDR.</p>
<b>Fidelity Funds – Institutional Global Focus Fund</b>	<p>The fund aims to achieve long-term capital growth from a portfolio primarily invested in stocks across the world's stock markets. The manager is free to select any company regardless of size, industry or location, and will concentrate its investments in a more limited number of companies and therefore the resulting portfolio will be less diversified. As this fund may invest globally, it may be exposed to countries considered to be emerging markets.</p> <p>The fund is actively managed. The Investment Manager will, when selecting investments for the fund and for the purposes of monitoring risk consider the MSCI ACWI Index (the "Index") as the Index constituents are representative of the type of companies the fund invests in. When monitoring risk, the Investment Manager references the Index for the purpose of setting internal guidelines. These guidelines represent overall levels of exposure relative to the Index and do not imply that the fund will invest in the Index constituents. Where the fund invests in securities that are included in the Index, its allocation to those securities is likely to differ from the Index allocation. The Investment Manager has a wide range of discretion with regards to the investment selection and may invest in companies, sectors, countries and security types not included in the Index in order to take advantage of investment opportunities. It is expected that over long time periods, the fund's performance will differ from the Index. However, over short time periods, the fund's performance may be close to the Index, depending on market conditions. The fund's performance can be assessed against Index.</p>	<p><b>Reference Ccy: USD</b></p> <p>As the fund may invest globally, it may invest across different countries and regions. It is unconstrained in the amount that it may invest in a country or region. Subject to eligibility and Distributor acceptance, this fund may be available through clearing houses.</p>
<b>Fidelity Funds – Institutional Global Sector Fund</b>	<p>The fund aims to achieve long-term capital growth from a portfolio primarily invested in equity securities of companies across the world that provide exposure to sectors and industries including, but not limited to, Consumer Industry, Financial Services, Health Care, Industrials, Metals and Mining, Energy, Technology and Telecommunications.</p> <p>The fund is actively managed and references the MSCI ACWI Selected GICS Special Weighted Index (the "Index") for performance comparison only.</p>	<p><b>Reference Ccy: Euro</b></p> <p>As the fund may invest globally, it may invest across different countries and regions. It is unconstrained in the amount that it may invest in a country or region.</p> <p>Subject to eligibility and Distributor acceptance, this fund may be available through clearing houses.</p>
<b>Fidelity Funds – Institutional Japan Fund</b>	<p>The fund's investment objective is to achieve long-term capital appreciation. The fund will invest primarily in the shares of companies in Japan. There is no policy to restrict investment to particular economic sectors.</p> <p>The fund is actively managed. The Investment Manager will, when selecting investments for the fund and for the purposes of monitoring risk, reference MSCI Japan Index (the "Index") as the Index constituents are representative of the type of companies the fund invests in. The fund's performance can be assessed against its Index.</p> <p>The Investment Manager has a wide range of discretion relative to the Index. While the fund will hold assets that are components of the Index, it may also invest in companies, countries or sectors that are not included in, and that have different weightings from, the Index in order to take advantage of investment opportunities. It is expected that over long time periods, the fund's performance will differ from the Index. However, over short time periods, the fund's performance may be close to the Index, depending on market conditions.</p>	<p><b>Reference Ccy: JPY</b></p> <p>Subject to eligibility and Distributor acceptance, this fund may be available through clearing houses.</p>

### 1.4.8. INSTITUTIONAL TARGET FUNDS

The aim of the Institutional Target funds is to provide investors with a range of funds that will be managed using a lifecycle approach, designed to maximise total investment return by holding a diversified portfolio. This should be achieved by co-managing assets and by changing the asset allocation over time. Where initially the funds may be heavily invested in, or achieve exposure to, equities, they may also be invested in, or achieve exposure to, a more conservative portfolio of bonds, interest bearing debt securities, money market securities or elements of their return (such as credit, interest rate or foreign exchange elements), throughout the world. The percentage weightings will vary over time as the fund approaches, reaches and passes its target date in accordance with the investment objective and individual market developments.

Bonds or debt instruments which can, among others, be issued by governments, agencies, supra-nationals, private or publicly quoted companies, special purpose or investment vehicles, or trusts. They may pay fixed or variable coupons, whereby the variable element may be derived from prevailing market interest rates or the performance of other assets (e.g. asset-backed securities). Where the investment objective refers to assets such as companies of a particular country or region and in the absence of any further specification, a company's listing, incorporation, domicile, or principal business activities may be referenced in the assessment. Unless otherwise specified in its investment objective, securitised and/or collateralised securities (e.g., asset-backed securities and mortgage-backed securities) will not exceed 20% of the net assets of each fund, provided that such limit will not apply to investments in such securities issued or guaranteed by the United States government or United States government sponsored entities. The repayment of a bond may have a fixed date or may be subject to some issuer discretion (e.g. some mortgage bonds). The Institutional Target funds may in bonds can have conversion or subscription rights to other assets attached to them (e.g. convertible bonds and CoCos) and hybrids. Not all bonds or debt instruments will have been rated by one or several rating agencies; some may have a below investment grade rating. Unless otherwise stated in the investment objective of a fund, there is no limit on the exposures to investment grade securities.

Investments for the Euro denominated Institutional Target funds may be made in transferable securities and/or debt instruments issued in currencies other than the fund's Reference Currency. The Investment Manager may choose to hedge currency exposures through the use of instruments such as forward foreign exchange contracts.

The Board may from time to time introduce additional funds to complement the funds detailed below.

Unless otherwise specified in its investment objective, each Institutional Target fund may invest up to 10% of its net assets in UCITS and UCIs.

The Institutional Target funds are actively managed and do not seek to replicate or track the performance of any index. However, as part of the Institutional Target funds' active allocation policy, the Investment Manager may invest a portion of their assets from time to time in holdings and instruments which provide passive exposure, such as ETFs, futures, total return swaps, and swaps/options on an index. All Institutional Target funds may use financial derivative instruments provided (a) they are economically appropriate in that they are realised in a cost-effective way, (b) they are entered into for one or more of (i) reduction of risk, (ii) reduction of cost and (iii) generation of additional capital or income for the Institutional Target funds (including for investment purposes) with a level of risk which is consistent with the risk profile of the relevant Institutional Target fund(s) and the risk diversification rules laid down in Part V. (5.1, A. III) of the Prospectus, and (c) their risks are adequately captured by the risk management process of the Fund.

Financial derivative instruments may be used to replicate the performance of physically held securities. Financial derivative instruments such as futures, contracts for difference and equity swaps may be used to synthetically replicate the performance of a single stock, basket or index of equity securities. Options such as puts, calls and warrants may be used to afford funds the right or obligation to buy or sell equity at a predetermined value and thereby either generate capital growth, income, or reduce risk. Also, financial derivative instruments may be used to (i) increase or reduce exposure to interest rate risk (including inflation) through the use of interest rate or bond futures, options, swaptions and interest rate, total return or inflation swaps, (ii) buy or sell part or all of the credit risk relating to single issuer, or multiple issuers referenced in a basket or index through the use of options, credit default and total return swaps and (iii) hedge, reduce or increase exposure to currencies through the use of forwards, including non-deliverable forwards and currency swaps.

Other fixed income strategies may include positions that benefit from a decline in value or that give exposure to certain elements of returns of a particular issuer or asset in order to provide returns that are unrelated to those of the general market or positions that would not have been available without the use of financial derivative instruments. Financial derivative instruments may be over-the-counter ("OTC") and/or exchange traded instruments on underlying assets.

Unless otherwise specified in the notes to a fund under the title "Global Exposure", the method used to calculate the global exposure relating to financial derivative instruments is the commitment approach (please refer to Part V, 5.1., D. of the Prospectus for further details).

While the judicious use of financial derivative instruments may be beneficial, financial derivative instruments also involve risks different from, and, in certain cases greater than the risks presented by more traditional investments. The use of financial derivative instruments may cause the Share price to be more volatile. For a further description of risks relating to the use of financial derivative instruments please refer to "Risk Factors", Part I (1.2) of the Prospectus.

In accordance with Part V, section E. "Securities Lending and Borrowing and Repurchase and Reverse Repurchase Transactions" and section H. "EU Securities Financing Transactions Regulation" of the Prospectus, the Institutional Target funds may, for the purpose of Efficient Portfolio Management enter into repurchase and reverse of repurchase agreements and engage in securities lending transactions. They will not enter into margin lending transactions. Institutional Target funds may also use total return swaps (including CFDs) to meet their investment objective.

For further details on the maximum and expected use by each fund of such transactions please refer to Appendix III to this Prospectus.

#### **Investor Profile**

Institutional Target funds may be suitable for Institutional Investors who wish to participate in capital markets while being prepared to accept the risks described for each Institutional Target fund under "Risk Factors", Part I (1.2) of the Prospectus. Investment in an Institutional Target fund may suit investors that are willing to stay invested until the target date of the relevant fund.

The investment objective for each Institutional Target fund stated below must be read together with the further information set out in the above section.



Fund Name	Investment Objective	Notes
<b>Fidelity Funds – Fidelity Institutional Target™ 2015 (Euro) Fund</b>	<p>The fund aims to provide long-term capital growth for Euro investors planning to withdraw substantial portions of their investment in the year 2015. The fund will typically invest in a wide range of investments covering markets throughout the world and providing exposure to bonds, equities, interest bearing securities and money market securities as well as instruments providing exposure to commodities, in accordance with an asset allocation that will become increasingly conservative as the year 2015 is approached. The Euro to which the name of the fund refers is a currency of reference and not a currency of investments. Accordingly, the fund may also invest its assets in currencies other than the Euro.</p> <p>The fund is actively managed and references a blend of market indices (each a "Market Index") in order to set internal guidelines around the weightings allocated to different asset classes. As the fund's exposure to different asset classes evolves over time in line with the fund's investment policy, the Market Indices referenced and their weightings will also change accordingly. While the fund may take direct or indirect exposure to the components of the Market Indices, there are no restrictions on the extent to which the fund's portfolio and performance may deviate from the Market Indices. The Market Indices are listed in the KIID and are represented by a blended index for the purposes of performance comparison. Further information on the current list of Market Indices as well as past weightings is available on request.</p>	<p><b>Reference Ccy: Euro</b></p> <p>Class P Shares are not available through clearing houses. Any commodity exposure for this fund will be obtained through eligible instruments such as units/shares of UCITS or other UCIs, Exchange Traded Funds, swap transactions on commodity indices compliant with article 9 of the Grand-Ducal Regulation of 8 February 2008 and transferable securities and Money Market Instruments with no embedded derivatives.</p>
<b>Fidelity Funds – Fidelity Institutional Target™ 2020 (Euro) Fund</b>	<p>The fund aims to provide long-term capital growth for Euro investors planning to withdraw substantial portions of their investment in the year 2020. The fund will typically invest in a wide range of investments covering markets throughout the world, including emerging markets and providing exposure to bonds, equities, interest bearing securities and money market securities as well as instruments providing exposure to commodities, in accordance with an asset allocation that will become increasingly conservative as the year 2020 is approached. The fund may also invest up to 100% of its assets in UCITS or UCIs. The Euro to which the name of the fund refers is a currency of reference and not a currency of investments. Accordingly, the fund may also invest its assets in currencies other than the Euro.</p> <p>The fund is actively managed and references a blend of market indices (each a "Market Index") in order to set internal guidelines around the weightings allocated to different asset classes. As the fund's exposure to different asset classes evolves over time in line with the fund's investment policy, the Market Indices referenced and their weightings will also change accordingly. While the fund may take direct or indirect exposure to the components of the Market Indices, there are no restrictions on the extent to which the fund's portfolio and performance may deviate from the Market Indices. The Market Indices are listed in the KIID and are represented by a blended index for the purposes of performance comparison. Further information on the current list of Market Indices as well as past weightings is available on request.</p>	<p><b>Reference Ccy: Euro</b></p> <p>Class P Shares are not available through clearing houses. Any commodity exposure for this fund will be obtained through eligible instruments such as units/shares of UCITS or other UCIs, Exchange Traded Funds, swap transactions on commodity indices compliant with article 9 of the Grand-Ducal Regulation of 8 February 2008 and transferable securities and Money Market Instruments with no embedded derivatives.</p>
<b>Fidelity Funds – Fidelity Institutional Target™ 2025 (Euro) Fund</b>	<p>The fund aims to provide long-term capital growth for Euro investors planning to withdraw substantial portions of their investment in the year 2025. The fund will typically invest in a wide range of investments covering markets throughout the world and providing exposure to bonds, equities, interest bearing securities and money market securities as well as instruments providing exposure to commodities, in accordance with an asset allocation that will become increasingly conservative as the year 2025 is approached. The fund may also seek exposure of less than 30% of its assets in infrastructure securities, commodities and closed-ended real estate investment trusts (REITs). The fund may also invest up to 100% of its assets in UCITS or UCIs. The Euro to which the name of the fund refers is a currency of reference and not a currency of investments. Accordingly, the fund may also invest its assets in currencies other than the Euro.</p> <p>The fund is actively managed and references a blend of market indices (each a "Market Index") in order to set internal guidelines around the weightings allocated to different asset classes. As the fund's exposure to different asset classes evolves over time in line with the fund's investment policy, the Market Indices referenced and their weightings will also change accordingly. While the fund may take direct or indirect exposure to the components of the Market Indices, there are no restrictions on the extent to which the fund's portfolio and performance may deviate from the Market Indices. The Market Indices are listed in the KIID and are represented by a blended index for the purposes of performance comparison. Further information on the current list of Market Indices as well as past weightings is available on request.</p>	<p><b>Reference Ccy: Euro</b></p> <p>Class P Shares are not available through clearing houses. Any commodity exposure for this fund will be obtained through eligible instruments such as units/shares of UCITS or other UCIs, Exchange Traded Funds, swap transactions on commodity indices compliant with article 9 of the Grand-Ducal Regulation of 8 February 2008 and transferable securities and Money Market Instruments with no embedded derivatives.</p>

Fund Name	Investment Objective	Notes
<b>Fidelity Funds – Fidelity Institutional Target™ 2030 (Euro) Fund</b>	<p>The fund aims to provide long-term capital growth for Euro investors planning to withdraw substantial portions of their investment in the year 2030. The fund will typically invest in a wide range of investments covering markets throughout the world, including emerging markets, and providing exposure to bonds, equities, interest bearing securities and money market securities as well as instruments providing exposure to commodities, in accordance with an asset allocation that will become increasingly conservative as the year 2030 is approached. The fund may also seek exposure of less than 30% of its assets in infrastructure securities, commodities and closed-ended real estate investment trusts (REITs). The fund may also invest up to 100% of its assets in UCITS or UCIs. The Euro to which the name of the fund refers is a currency of reference and not a currency of investments. Accordingly, the fund may also invest its assets in currencies other than the Euro.</p> <p>The fund is actively managed and references a blend of market indices (each a "Market Index") in order to set internal guidelines around the weightings allocated to different asset classes. As the fund's exposure to different asset classes evolves over time in line with the fund's investment policy, the Market Indices referenced and their weightings will also change accordingly. While the fund may take direct or indirect exposure to the components of the Market Indices, there are no restrictions on the extent to which the fund's portfolio and performance may deviate from the Market Indices. The Market Indices are listed in the KIID and are represented by a blended index for the purposes of performance comparison. Further information on the current list of Market Indices as well as past weightings is available on request.</p>	<p><b>Reference Ccy: Euro</b></p> <p>Class P Shares are not available through clearing houses. Any commodity exposure for this fund will be obtained through eligible instruments such as units/shares of UCITS or other UCIs, Exchange Traded Funds, swap transactions on commodity indices compliant with article 9 of the Grand-Ducal Regulation of 8 February 2008 and transferable securities and Money Market Instruments with no embedded derivatives.</p>
<b>Fidelity Funds – Fidelity Institutional Target™ 2035 (Euro) Fund</b>	<p>The fund aims to provide long-term capital growth for Euro investors planning to withdraw substantial portions of their investment in the year 2035. The fund will typically invest in a wide range of investments covering markets throughout the world, including emerging markets, and providing exposure to bonds, equities, interest bearing securities and money market securities as well as instruments providing exposure to commodities, in accordance with an asset allocation that will become increasingly conservative as the year 2035 is approached. The fund may also seek exposure of less than 30% of its assets in infrastructure securities, commodities and closed-ended real estate investment trusts (REITs). The fund may also invest up to 100% of its assets in UCITS or UCIs. The Euro to which the name of the fund refers is a currency of reference and not a currency of investments. Accordingly, the fund may also invest its assets in currencies other than the Euro.</p> <p>The fund is actively managed and references a blend of market indices (each a "Market Index") in order to set internal guidelines around the weightings allocated to different asset classes. As the fund's exposure to different asset classes evolves over time in line with the fund's investment policy, the Market Indices referenced and their weightings will also change accordingly. While the fund may take direct or indirect exposure to the components of the Market Indices, there are no restrictions on the extent to which the fund's portfolio and performance may deviate from the Market Indices. The Market Indices are listed in the KIID and are represented by a blended index for the purposes of performance comparison. Further information on the current list of Market Indices as well as past weightings is available on request.</p>	<p><b>Reference Ccy: Euro</b></p> <p>Class P Shares are not available through clearing houses. Any commodity exposure for this fund will be obtained through eligible instruments such as units/shares of UCITS or other UCIs, Exchange Traded Funds, swap transactions on commodity indices compliant with article 9 of the Grand-Ducal Regulation of 8 February 2008 and transferable securities and Money Market Instruments with no embedded derivatives.</p>
<b>Fidelity Funds – Fidelity Institutional Target™ 2040 (Euro) Fund</b>	<p>The fund aims to provide long-term capital growth for Euro investors planning to withdraw substantial portions of their investment in the year 2040. The fund will typically invest in a wide range of investments covering markets throughout the world, including emerging markets, and providing exposure to bonds, equities, interest bearing securities and money market securities as well as instruments providing exposure to commodities, in accordance with an asset allocation that will become increasingly conservative as the year 2040 is approached. The fund may also seek exposure of less than 30% of its assets in infrastructure securities, commodities and closed-ended real estate investment trusts (REITs). The fund may also invest up to 100% of its assets in UCITS or UCIs. The Euro to which the name of the fund refers is a currency of reference and not a currency of investments. Accordingly, the fund may also invest its assets in currencies other than the Euro.</p> <p>The fund is actively managed and references a blend of market indices (each a "Market Index") in order to set internal guidelines around the weightings allocated to different asset classes. As the fund's exposure to different asset classes evolves over time in line with the fund's investment policy, the Market Indices referenced and their weightings will also change accordingly. While the fund may take direct or indirect exposure to the components of the Market Indices, there are no restrictions on the extent to which the fund's portfolio and performance may deviate from the Market Indices. The Market Indices are listed in the KIID and are represented by a blended index for the purposes of performance comparison. Further information on the current list of Market Indices as well as past weightings is available on request.</p>	<p><b>Reference Ccy: Euro</b></p> <p>Class P Shares are not available through clearing houses. Any commodity exposure for this fund will be obtained through eligible instruments such as units/shares of UCITS or other UCIs, Exchange Traded Funds, swap transactions on commodity indices compliant with article 9 of the Grand-Ducal Regulation of 8 February 2008 and transferable securities and Money Market Instruments with no embedded derivatives.</p>

Fund Name	Investment Objective	Notes
<b>Fidelity Funds – Fidelity Institutional Target™ 2045 (Euro) Fund</b>	<p>The fund aims to provide long-term capital growth for Euro investors planning to withdraw substantial portions of their investment in the year 2045. The fund will typically invest in a wide range of investments covering markets throughout the world, including emerging markets and providing exposure to bonds, equities, interest bearing securities and money market securities as well as instruments providing exposure to commodities, in accordance with an asset allocation that will become increasingly conservative as the year 2045 is approached. The fund may also seek exposure of less than 30% of its assets in infrastructure securities, commodities and closed-ended real estate investment trusts (REITs). The fund may also invest up to 100% of its assets in UCITS or UCIs. The Euro to which the name of the fund refers is a currency of reference and not a currency of investments. Accordingly, the fund may also invest its assets in currencies other than the Euro.</p> <p>The fund is actively managed and references a blend of market indices (each a "Market Index") in order to set internal guidelines around the weightings allocated to different asset classes. As the fund's exposure to different asset classes evolves over time in line with the fund's investment policy, the Market Indices referenced and their weightings will also change accordingly. While the fund may take direct or indirect exposure to the components of the Market Indices, there are no restrictions on the extent to which the fund's portfolio and performance may deviate from the Market Indices. The Market Indices are listed in the KIID and are represented by a blended index for the purposes of performance comparison. Further information on the current list of Market Indices as well as past weightings is available on request.</p>	<p><b>Reference Ccy: Euro</b></p> <p>Class P Shares are not available through clearing houses. Any commodity exposure for this fund will be obtained through eligible instruments such as units/shares of UCITS or other UCIs, Exchange Traded Funds, swap transactions on commodity indices compliant with article 9 of the Grand-Ducal Regulation of 8 February 2008 and transferable securities and Money Market Instruments with no embedded derivatives.</p>
<b>Fidelity Funds – Fidelity Institutional Target™ 2050 (Euro) Fund</b>	<p>The fund aims to provide long-term capital growth for Euro investors planning to withdraw substantial portions of their investment in the year 2050. The fund will typically invest in a wide range of investments covering markets throughout the world, including emerging markets, and providing exposure to bonds, equities, interest bearing securities and money market securities as well as instruments providing exposure to commodities, in accordance with an asset allocation that will become increasingly conservative as the year 2050 is approached. The fund may also seek exposure of less than 30% of its assets in infrastructure securities, commodities and closed-ended real estate investment trusts (REITs). The fund may also invest up to 100% of its assets in UCITS or UCIs. The Euro to which the name of the fund refers is a currency of reference and not a currency of investments. Accordingly, the fund may also invest its assets in currencies other than the Euro.</p> <p>The fund is actively managed and references a blend of market indices (each a "Market Index") in order to set internal guidelines around the weightings allocated to different asset classes. As the fund's exposure to different asset classes evolves over time in line with the fund's investment policy, the Market Indices referenced and their weightings will also change accordingly. While the fund may take direct or indirect exposure to the components of the Market Indices, there are no restrictions on the extent to which the fund's portfolio and performance may deviate from the Market Indices. The Market Indices are listed in the KIID and are represented by a blended index for the purposes of performance comparison. Further information on the current list of Market Indices as well as past weightings is available on request.</p>	<p><b>Reference Ccy: Euro</b></p> <p>Class P Shares are not available through clearing houses. Any commodity exposure for this fund will be obtained through eligible instruments such as units/shares of UCITS or other UCIs, Exchange Traded Funds, swap transactions on commodity indices compliant with article 9 of the Grand-Ducal Regulation of 8 February 2008 and transferable securities and money market instruments with no embedded derivatives.</p>
<b>Fidelity Funds – Fidelity Institutional Target™ 2055 (Euro) Fund</b>	<p>The fund aims to provide long-term capital growth for Euro investors planning to withdraw substantial portions of their investment in the year 2055. The fund will typically invest in a wide range of investments covering markets throughout the world, including emerging markets, and providing exposure to bonds, equities, interest bearing securities and money market securities as well as instruments providing exposure to commodities, in accordance with an asset allocation that will become increasingly conservative as the year 2055 is approached. The fund may also seek exposure of less than 30% of its assets in infrastructure securities, commodities and closed-ended real estate investment trusts (REITs). The fund may also invest up to 100% of its assets in UCITS or UCIs. The Euro to which the name of the fund refers is a currency of reference and not a currency of investments. Accordingly, the fund may also invest its assets in currencies other than the Euro.</p> <p>The fund is actively managed and references a blend of market indices (each a "Market Index") in order to set internal guidelines around the weightings allocated to different asset classes. As the fund's exposure to different asset classes evolves over time in line with the fund's investment policy, the Market Indices referenced and their weightings will also change accordingly. While the fund may take direct or indirect exposure to the components of the Market Indices, there are no restrictions on the extent to which the fund's portfolio and performance may deviate from the Market Indices. The Market Indices are listed in the KIID and are represented by a blended index for the purposes of performance comparison. Further information on the current list of Market Indices as well as past weightings is available on request.</p>	<p><b>Reference Ccy: Euro</b></p> <p>Class P Shares are not available through clearing houses. Any commodity exposure for this fund will be obtained through eligible instruments such as units/shares of UCITS or other UCIs, Exchange Traded Funds, swap transactions on commodity indices compliant with article 9 of the Grand-Ducal Regulation of 8 February 2008 and transferable securities and Money Market Instruments with no embedded derivatives.</p>

Fund Name	Investment Objective	Notes
<b>Fidelity Funds – Fidelity Institutional Target™ 2060 (Euro) Fund</b>	<p>The fund aims to provide long-term capital growth for Euro investors planning to withdraw substantial portions of their investment in the year 2060</p> <p>The fund will typically invest in a wide range of investments covering markets throughout the world, including emerging markets, and providing exposure to bonds, equities, interest bearing securities and money market securities as well as instruments providing exposure to commodities, in accordance with an asset allocation that will become increasingly conservative as the year 2060 is approached.</p> <p>The fund may also seek exposure of less than 30% of its assets in infrastructure securities, commodities and closed-ended real estate investment trusts (REITs). The fund may also invest up to 100% of its assets in UCITS or UCIs.</p> <p>The Euro to which the name of the fund refers is a currency of reference and not a currency of investments. Accordingly, the fund may also invest its assets in currencies other than the Euro.</p> <p>The fund is actively managed and references a blend of market indices (each a "Market Index") in order to set internal guidelines around the weightings allocated to different asset classes. As the fund's exposure to different asset classes evolves over time in line with the fund's investment policy, the Market Indices referenced and their weightings will also change accordingly. While the fund may take direct or indirect exposure to the components of the Market Indices, there are no restrictions on the extent to which the fund's portfolio and performance may deviate from the Market Indices. The Market Indices are listed in the KIID and are represented by a blended index for the purposes of performance comparison. Further information on the current list of Market Indices as well as past weightings is available on request.</p>	<p><b>Reference Ccy: Euro</b></p> <p>Class P Shares are not available through clearing houses. Any commodity exposure for this fund will be obtained through eligible instruments such as units/shares of UCITS or other UCIs, Exchange Traded Funds, swap transactions on commodity indices compliant with article 9 of the Grand-Ducal Regulation of 8 February 2008 and transferable securities and Money Market Instruments with no embedded derivatives.</p>

#### 1.4.9. FIXED-TERM BOND FUNDS

The Fixed-Term Bond funds are a range of funds with a fixed term that will be liquidated once the fund reaches its end date. The funds are designed to be held to maturity and investors should be prepared to remain invested until the end date. Once launched, the funds will be closed to all buys, subscriptions and switches in (but not to sales, redemptions and switches out). Redemptions and switches out during the term of the respective fund will be subject to a redemption or a switching fee as specified under 2.1. Classes of Shares and 2.2. Share Dealing in the Prospectus. Where this occurs, such fees would be expected to significantly reduce the return to the Shareholder.

As the maturity of the fund approaches and, notwithstanding its investment objective, the fund may invest into Money Market Instruments and / or other short term debt instruments including certificates of deposit, commercial paper and floating rate notes, as well as in cash and cash equivalents.

After the maturity date is reached, the respective Fixed-Term Bond fund will be automatically liquidated, free of redemption fee. Following termination of the fund and normally within ten Business Days the proceeds will automatically be returned to the Shareholder.

The Fixed-Term Bond funds may invest in, or achieve exposure to, bonds debt instruments or elements of their return (such as credit, interest rate or foreign exchange elements). Such bonds or debt instruments can, among others, be issued by governments, agencies, supra-nationals, private or publicly quoted companies, special purpose or investment vehicles, or trusts. They may pay fixed or variable coupons, whereby the variable element may be derived from prevailing market interest rates or the performance of other assets (e.g. asset-backed securities). Where the investment objective refers to assets such as companies of a particular country or region and in the absence of any further specification, a company's listing, incorporation, domicile, or principal business activities may be referenced in the assessment. Unless otherwise specified in its investment objective, securitised and/or collateralised securities (e.g., asset-backed securities and mortgage-backed securities) will not exceed 20% of the net assets of each fund, provided that such limit will not apply to investments in such securities issued or guaranteed by the United States government or United States government sponsored entities. The repayment of a bond may have a fixed date or may be subject to some issuer discretion (e.g. some mortgage bonds). The Fixed-Term Bond funds may invest in bonds can have conversion or subscription rights to other assets attached to them (e.g. convertible bonds and CoCos) and hybrids. Not all bonds or debt instruments will have been rated by one or several rating agencies; some may have a below investment grade rating. Unless otherwise stated in the investment objective of a fund, there is no limit on the exposures to investment grade securities.

Any reference in this section to investment grade securities shall mean securities with a rating of BBB- or higher from Standard & Poor's or equivalent rating from an internationally recognised rating agency (in case of divergent ratings, the worst of the best two credit ratings applies).

Any reference in this section to sub investment grade or high yielding securities shall mean securities with a rating of BB+ or less from Standard & Poor's or equivalent rating from an internationally recognised rating agency (in case of divergent ratings, the worst of the best two credit ratings applies).

Where appropriate to implement their investment objective, investments for all Fixed-Term Bond funds may be made in bonds issued in currencies other than the fund's Reference Currency. The Investment Manager will usually choose to hedge these currencies, that is with the foreign exchange risk eliminated as far as possible, through the use of forward foreign exchange contracts.

With due consideration given to the restrictions on investments required by applicable law and regulations and on an ancillary basis, the Fixed-Term Bond funds may further hold cash and cash equivalents (including Money Market instruments and time deposits) up to 49% of their net assets. This percentage may exceptionally be exceeded if the Directors consider this to be in the best interests of the Shareholders.

Unless otherwise specified in its investment objective, each Fixed-Term Bond fund may invest up to 10% of its net assets in UCITS and UCIs.

The Fixed-Term Bond funds are actively managed and do not seek to replicate or track the performance of any index. However, as part of the Fixed-Term Bond funds' active allocation policy, the Investment Manager may invest a portion of their assets from time to time in holdings and instruments which provide passive exposure, such as ETFs, futures, total return swaps, and swaps/options on an index. All Fixed-Term Bond funds may use financial derivative instruments provided (a) they are economically appropriate in that they are realised

in a cost-effective way, (b) they are entered into for one or more of (i) reduction of risk, (ii) reduction of cost and (iii) generation of additional capital or income for the funds (including for investment purposes) with a level of risk which is consistent with the risk profile of the relevant Fixed-Term Bond fund(s) and the risk diversification rules laid down in Part V. (5.1, A. III) of the Prospectus, and (c) their risks are adequately captured by the risk management process of the Fund.

Financial derivative instruments may be used to (i) increase or reduce exposure to interest rate risk (including inflation) through the use of interest rate or bond futures, options, swaptions and interest rate, total return or inflation swaps, (ii) buy or sell part or all of the credit risk relating to single issuer, or multiple issuers referenced in a basket or index through the use of options, credit default and total return swaps and (iii) hedge, reduce or increase exposure to currencies through the use of forwards, including non-deliverable forwards and currency swaps.

Financial derivative instruments may also be used to replicate the performance of physically held securities. Other fixed income strategies may include positions that benefit from a decline in value or that give exposure to certain elements of returns of a particular issuer or asset in order to provide returns that are unrelated to those of the general market or positions that would not have been available without the use of financial derivative instruments. Financial derivative instruments may be over-the-counter ("OTC") and/or exchange traded instruments on underlying assets.

Unless otherwise specified in the notes to a fund under the title "Global Exposure", the method used to calculate the global exposure relating to financial derivative instruments is the commitment approach (please refer to Part V, 5.1., D. of the Prospectus for further details).

While the judicious use of financial derivative instruments may be beneficial, financial derivative instruments also involve risks different from, and, in certain cases greater than the risks presented by more traditional investments. The use of financial derivative instruments may cause the Share price to be more volatile. For a further description of risks relating to the use of financial derivative instruments please refer to "Risk Factors", Part I (1.2) of the Prospectus.

In accordance with Part V, section E. "Securities Lending and Borrowing and Repurchase and Reverse Repurchase Transactions" and section H. "EU Securities Financing Transactions Regulation" of the Prospectus, the Fixed-Term Bond funds may, for the purpose of Efficient Portfolio Management enter into repurchase and reverse of repurchase agreements and engage in securities lending transactions. They will not enter into margin lending transactions. Fixed-Term Bond funds may also use total return swaps (including CFDs) to meet their investment objective.

For further details on the maximum and expected use by each fund of such transactions please refer to Appendix III to this Prospectus.

### **Investor Profile**

Fixed-Term Bond funds may be suitable for investors who wish to participate in debt markets while being prepared to accept the risks described for each Fixed-Term Bond fund under "Risk Factors", Part I (1.2) of the Prospectus. Investment in a Fixed-Term Bond fund may suit investors that are willing to stay invested until the maturity of the fund.

The investment objective for each Fixed-Term Bond fund stated below must be read together with the further information set out in the above section.

### **1.4.10. SYSTEMATIC MULTI ASSET RISK TARGETED FUNDS**

The aim of each Systematic Multi Asset Risk Targeted fund is to provide investors with a discretionary management service by selecting a highly diversified investment in equities, bonds and other liquid assets. The weightings of each of these asset classes will vary in accordance with the investment objective and individual market developments.

Systematic Multi Asset Risk Targeted funds use the term "SMART" in their name to highlight their use of the Fidelity proprietary SMART model that seeks to maintain the overall portfolio's volatility within a given long term target range. The model analyses the volatility of each of the following risk categorised asset groups:

- Defensive: assets with lower volatility and favouring capital stability e.g. government bonds;
- Yield: assets providing income with moderate growth and volatility e.g. high yield bonds and dividend stocks; and
- Growth: assets with the highest growth potential and volatility of the three categories e.g. equities.

The model then generates an allocation between these three asset groups based on the allocation which would efficiently maintain the long term volatility within a predefined range (targeted (but not guaranteed) over the long term).

The Systematic Multi Asset Risk Targeted funds may invest in bonds or debt instruments which can, among others, be issued by governments, agencies, supra-nationals, private or publicly quoted companies, special purpose or investment vehicles, or trusts. They may pay fixed or variable coupons, whereby the variable element may be derived from prevailing market interest rates or the performance of other assets (e.g. asset-backed securities). Where the investment objective refers to assets such as companies of a particular country or region and in the absence of any further specification, a company's listing, incorporation, domicile, or principal business activities may be referenced in the assessment. Unless otherwise specified in its investment objective, securitised and/or collateralised securities (e.g. asset-backed securities and mortgage-backed securities) will not exceed 20% of the net assets of each fund, provided that such limit will not apply to investments in such securities issued or guaranteed by the United States government or United States government sponsored entities. The repayment of a bond may have a fixed date or may be subject to some issuer discretion (e.g. some mortgage bonds). The Systematic Multi Asset Risk Targeted funds may invest in bonds that can have conversion or subscription rights to other assets attached to them (e.g. convertible bonds and CoCos) and hybrids. Not all bonds or debt instruments will have been rated by one or several rating agencies; some may have a below investment grade rating. Unless otherwise stated in the investment objective of a fund, there is no limit on the exposures to investment grade securities.

Unless stated in the investment objective of a Systematic Multi Asset Risk Targeted fund, the selection of a company for investment is not restricted on the basis of market capitalisation or industry.

Unless otherwise specified in its investment objective, each Systematic Multi Asset Risk Targeted fund may invest up to 10% of its net assets in UCITS and UCIs.

The Systematic Multi Asset Risk Targeted funds are actively managed and do not seek to replicate or track the performance of any index. However, as part of the Systematic Multi Asset Risk Targeted funds' active allocation policy, the Investment Manager may invest a portion of their assets from time to time in holdings and instruments which provide passive exposure, such as ETFs, futures, total return swaps, and swaps/options on an index. Systematic Multi Asset Risk Targeted funds may use financial derivative instruments provided (a) they are economically appropriate in that they are realised in a cost-effective way, (b) they are entered into for one or more

of (i) reduction of risk, (ii) reduction of cost and (iii) generation of additional capital or income for Systematic Multi Asset Risk Targeted funds with a level of risk which is consistent with the risk profile of the relevant Systematic Multi Asset Risk Targeted fund(s) and the risk diversification rules laid down in Part V. (5.1, A. III) of the Prospectus, and (c) their risks are adequately captured by the risk management process of the Fund<sup>1</sup>.

Financial derivative instruments may include over-the-counter and/or exchange traded options, equity index, single stock, interest rate and bond futures, contracts for difference, swaps (such as interest rate, credit default and inflation index swaps), forward contracts, covered call options, derivatives on indices or a combination thereof. Cash or money market instruments may be used as collateral for derivative positions, in which case, they will not be deemed as (i) cash held on an ancillary basis or (ii) as cash holdings to address adverse market conditions.

Unless otherwise specified in the notes to a fund under the title "Global Exposure", the method used to calculate the global exposure relating to derivative instruments is the commitment approach (please refer to Part V, 5.1., D. of the Prospectus for further details). For funds which global exposure is monitored using the VaR methodology, leverage is determined using the sum of the notionals (expressed as a sum of positive values) of all financial derivatives instruments used. Shareholders should be aware that (i) a higher level of expected leverage does not automatically infer a higher level of investment risk; and (ii) the expected level of leverage may include leverage generated by the use of derivatives for hedging purposes.

While the judicious use of financial derivative instruments may be beneficial, financial derivative instruments also involve risks different from, and, in certain cases greater than the risks presented by more traditional investments. The use of financial derivative instruments may cause the Share price to be more volatile. For a further description of risks relating to the use of financial derivative instruments please refer to "Risk Factors", Part I (1.2) of the Prospectus.

In accordance with Part V, section E. "Securities Lending and Borrowing and Repurchase and Reverse Repurchase Transactions" and section H. "EU Securities Financing Transactions Regulation" of the Prospectus, the Systematic Multi Asset Risk Targeted funds may, for the purpose of Efficient Portfolio Management enter into repurchase and reverse of repurchase agreements and engage in securities lending transactions. They will not enter into margin lending transactions. Systematic Multi Asset Risk Targeted funds may also use total return swaps (including CFDs) to meet their investment objective.

For further details on the maximum and expected use by each fund of such transactions please refer to Appendix III to this Prospectus.

Systematic Multi Asset Risk Targeted funds rely on a model that aims to maintain long term average annualised volatility of each Systematic Multi Asset Risk Targeted fund within the range disclosed in the relevant Systematic Multi Asset Risk Targeted fund's investment objective. There is no guarantee that the actual annualised volatility that the SMART model will procure over the long term will be within those limits and accordingly there is a risk that actual volatility of the Net Asset Value may be higher than the target range and that investors redeeming assets may suffer a loss thereby. There is also a risk that in targeting its volatility range a Systematic Multi Asset Risk Targeted fund will not capture the full upside from rising markets as the target volatility model is designed to balance growth and volatility and would not result in an allocation of all assets to any single market.

Systematic Multi Asset Risk Targeted funds' target volatility strategy results an increased and more complex use of derivatives in comparison to multi asset funds using derivatives purely for hedging or investment purposes. Systematic Multi Asset Risk Targeted funds' global exposure is therefore monitored under absolute VaR instead of commitment approach. Funds using absolute VaR may have net leveraged exposure exceeding 100% of the Net Asset Value under the commitment approach and thereby may be considered to offer increased leverage. Increased net leveraged exposure may result in increased volatility and losses for investors. For further information, please refer to "High Leverage Risk" in the sub-section "Derivatives / Counterparty Related Risks" under section "1.2 Risk Factors" in the Prospectus.

### **Investor Profile**

Systematic Multi Asset Risk Targeted funds may be suitable for investors who wish to participate in capital markets while being prepared to accept the risks described for each Systematic Multi Asset Risk Targeted fund under "Risk Factors", Part I (1.2) of the Prospectus. Investment in a Systematic Multi Asset Risk Targeted fund can be regarded as a short, medium or long-term investment.

The investment objective for each Systematic Multi Asset Risk Targeted fund stated below must be read together with the further information set out in the above section.

<sup>1</sup> The use of financial derivatives instruments in line with these criteria is referred to as Efficient Portfolio Management under the Regulation of 2008

Fund Name	Investment Objective	Notes
<b>Fidelity Funds – SMART Global Defensive Fund</b>	<p>The fund aims to provide stable growth over the longer-term by investing in a range of global asset classes, including those located, listed or exposed to emerging markets. The fund will actively allocate to, and within, different asset classes and geographies based on their potential to generate stable growth or reduce risk or volatility within the overall portfolio. The main asset classes in which the fund will invest include global government bonds, global inflation linked bonds, global corporate bonds including investment grade bonds, global high yield bonds, emerging market bonds and global equities.</p> <p>The fund may invest directly and/or indirectly (including through the use of financial derivative instruments) up to 40% of its assets in equities and up to 100% of its assets in global government bonds, global corporate bonds, inflation linked bonds and emerging market bonds which may comprise global high yield bonds up to 40% of the fund's assets and up to 10% in hybrids.</p> <p>The Fund may also seek exposure less than 30% of its assets in infrastructure securities, commodities and closed-ended real estate investment trusts (REITs).</p> <p>The fund aims to manage the long term average volatility, under normal market conditions, within a range of 2 to 5% per annum. This volatility range is however not guaranteed.</p> <p>The fund is actively managed without reference to an index.</p> <p><b>Portfolio Information:</b></p> <p>The fund may use financial derivative instruments, including complex financial derivative instruments or strategies, to meet the investment objectives of the fund with a level of risk which is consistent with the risk profile of the fund. Financial derivative instruments may be used to create economic exposure to an asset akin to a physical holding of that asset. The types of financial derivative instruments that will be used include index, basket or single name futures options and contracts for difference referencing equities or bonds. Options used will include put and call options including covered call options. The fund will use index, basket or single credit default and total return swaps to gain exposure or reduce credit risk of issuers, interest rate swaps to actively manage the level of interest rate risk and currency derivatives to hedge or gain exposure to currencies or replicate currency exposure of the underlying securities of an equity index.</p> <p>The long and short active currency positions implemented by the fund may not be correlated with the underlying securities positions held by the fund.</p> <p>The fund may invest in hybrids and CoCos, as well as in other subordinated financial debt and preference shares. These investments include investment grade and non-investment grade assets.</p> <p>In adverse market conditions the fund may hold more than 10% of its assets in cash or money market instruments (cash and short-term deposits, certificates of deposit and bills) and Money Market Funds.</p>	<p><b>Reference Ccy: USD</b></p> <p>Any commodity exposure for this fund will be obtained through eligible instruments and derivatives such as (but not limited to) units/shares of UCITS or other UCIs, Exchange Traded Funds and commodity index swap transactions. Any property exposure will be obtained through investments in securities of companies principally engaged in the real estate industry and other real estate related investments.</p> <p><b>Global Exposure:</b></p> <p>The global exposure of the fund will be monitored using the absolute VaR approach, which is limited to 8%.</p> <p>The expected level of leverage for investment-related activity is 100% and the expected level of leverage arising from hedged share class activity is 150%, for a total of 250% The fund's leverage may increase to higher levels, including in atypical market conditions, however it is not expected to exceed 650% of the Net Asset Value of the fund.</p> <p>Systematic Multi Asset Risk Targeted funds use the term "SMART" in their name to highlight their use of the Fidelity proprietary Systematic Multi Asset Risk Targeted (SMART) model that seeks to maintain the overall portfolio's volatility within a given long term target range.</p> <p>The name of the fund is not indicative of the fund's performance and return.</p> <p>Less than 30% of the fund's total net assets will be invested in hybrids and CoCos, with less than 20% of the total net assets to be invested in CoCos.</p>

#### 1.4.11. MULTI ASSET TARGET FUNDS

The Multi Asset Target funds are a range of funds with a fixed term that will be liquidated once the fund reaches its end date. The funds are designed to be held to maturity and investors should be prepared to remain invested until the end date. Once launched, the funds will be closed to all buys, subscriptions and switches in (but not to sales, redemptions and switches out). Redemptions and switches out during the term of the respective fund will be subject to a redemption or a switching fee as specified under 2.1. Classes of Shares and 2.2. Share Dealing in the Prospectus. Where this occurs, such fees would be expected to reduce the return to the Shareholder.

As the maturity of the Multi Asset Target funds approaches and, notwithstanding its investment objective, the fund may invest into Money Market Instruments and / or other short term debt instruments including certificates of deposit, commercial paper and floating rate notes, as well as in cash and cash equivalents.'

After the maturity date is reached, the respective Multi Asset Target fund will be automatically liquidated, free of redemption fee. Following termination of the fund, and normally within ten Business Days, the proceeds will automatically be returned to the Shareholder.

Multi Asset Target funds invest in a diversified portfolio of equities or related instruments (including derivatives), bonds, ancillary cash and other assets (such as property or commodities), as described in their investment objective and Portfolio Information.

The Multi Asset Target funds may invest in, or achieve exposure to bonds, debt instruments or elements of their return (such as credit, interest rate or foreign exchange elements). Such bonds or debt instruments can, among others, be issued by governments, agencies, supra-nationals, private or publicly quoted companies, special purpose or investment vehicles, or trusts. They may pay fixed or variable coupons, whereby the variable element may be derived from prevailing market interest rates or the performance of other assets (e.g. asset-backed securities). Where the investment objective refers to assets such as companies of a particular country or region and in the absence of any further specification, a company's listing, incorporation, domicile, or principal business activities may be referenced in the assessment. Unless otherwise specified in its investment objective, securitised and/or collateralised securities (e.g. asset-backed securities and mortgage-backed securities) will not exceed 20% of the net assets of each fund, provided that such limit will not apply to investments in such securities issued or guaranteed by the United States government or United States government sponsored entities. The repayment of a bond may have a fixed date or may be subject to some issuer discretion (e.g. some mortgage bonds). The Multi Asset Target funds may invest in bonds can have conversion or subscription rights to other assets attached to them (e.g. convertible bonds and CoCos) and hybrids. Not all bonds or debt instruments will have been rated by one or several rating agencies; some may have a below investment grade rating.

Unless otherwise stated in the investment objective of a fund, there is no limit on the exposures to investment grade securities. Any reference in this section to investment grade securities shall mean securities with a rating of BBB- or higher from Standard & Poor's or equivalent rating from an internationally recognised rating agency (in case of divergent ratings, the worst of the best two credit ratings applies).

Any reference in this section to sub investment grade or high yielding securities shall mean securities with a rating of BB+ or less from Standard & Poor's or equivalent rating from an internationally recognised rating agency (in case of divergent ratings, the worst of the best two credit ratings applies).

Unless otherwise specified in its investment objective, each Multi Asset Target fund may invest up to 10% of its net assets in UCITS and UCIs.

The Multi Asset Target funds are actively managed and do not seek to replicate or track the performance of any index. However, as part of the Multi Asset Target funds' active allocation policy, the Investment Manager may invest a portion of their assets from time to time in holdings and instruments which provide passive exposure, such as ETFs, futures, total return swaps, and swaps/options on an index.

All Multi Asset Target funds may use financial derivative instruments provided (a) they are economically appropriate in that they are realised in a cost-effective way, (b) they are entered into for one or more of (i) reduction of risk, (ii) reduction of cost and (iii) generation of additional capital or income for the Multi Asset Target funds with a level of risk which is consistent with the risk profile of the relevant Multi Asset Target fund(s) (including for investment purposes) and the risk diversification rules laid down in Part V. (5.1, A. III) of the Prospectus, and (c) their risks are adequately captured by the risk management process of the Fund.

Multi Asset Target funds may use financial derivative instruments to manage risks, generate income or capital growth associated with the asset classes in which they invest. Financial derivative instruments may be over-the-counter ("OTC") and/or exchange traded instruments.

Financial derivative instruments referencing underlying equity assets, such as futures, contracts for difference and equity swaps may be used to synthetically replicate the performance of a single stock, basket or index of equity securities. Options such as puts, calls and warrants may be used to afford funds the right to buy or sell equity at a predetermined value and thereby either generate income, capital growth or reduce risk.

Financial derivative instruments referencing underlying fixed income assets or components thereof may be used by Multi Asset Target funds to (i) increase or reduce exposure to interest rate risk (including inflation) through the use of interest rate or bond futures, options and interest rate, total return or inflation swaps, (ii) buy or sell part or all of the credit risk relating to single issuer, or multiple issuers referenced in a basket or index through the use of bond futures, options, credit default and total return swaps and (iii) hedge, reduce or increase exposure to currencies through the use of forwards, including non-deliverable forwards and currency swaps.

Financial derivative instruments may also be used to replicate the performance of a security or asset class (e.g. commodity indexes or property). Other strategies may include positions that benefit from a decline in value or that give exposure to certain elements of returns of a particular issuer or asset in order to provide returns that are unrelated to those of the general market or positions that would not have been available without the use of financial derivative instruments.

Unless otherwise specified in the notes to a fund under the title "Global Exposure", the method used to calculate the global exposure relating to financial derivative instruments is the commitment approach (please refer to Part V, 5.1., D. of the Prospectus for further details). For funds which global exposure is monitored using the VaR methodology, leverage is determined using the sum of the notional (expressed as a sum of positive values) of all financial derivatives instruments used. Shareholders should be aware that (i) a higher level of expected leverage does not automatically infer a higher level of investment risk; and (ii) the expected level of leverage may include leverage generated by the use of derivatives for hedging purposes.

While the judicious use of financial derivative instruments may be beneficial, financial derivative instruments also involve risks different from, and, in certain cases greater than the risks presented by more traditional investments. The use of financial derivative instruments may cause the Share price to be more volatile. For a further description of risks relating to the use of financial derivative instruments please refer to "Risk Factors", Part I (1.2) in the Prospectus.

In accordance with Part V, section E. "Securities Lending and Borrowing and Repurchase and Reverse Repurchase Transactions" and section H. "EU Securities Financing Transactions Regulation" of the Prospectus, the Multi Asset Target funds may, for the purpose of Efficient Portfolio Management enter into repurchase and reverse of repurchase agreements and engage in securities lending transactions. They will not enter into margin lending transactions. Multi Asset Target funds may also use total return swaps (including CFDs) to meet their investment objective.

For further details on the maximum and expected use by each fund of such transactions please refer to Appendix III to this Prospectus.

### **Investor Profile**

Multi Asset Target funds may be suitable for investors who wish to participate in capital markets while being prepared to accept the risks described for each Multi Asset Target fund under "Risk Factors", Part I (1.2) of the Prospectus. Investment in a Multi Asset Target fund may suit investors that are willing to stay invested until the maturity of the fund.

The investment objective for each Multi Asset Target fund stated below must be read together with the further information set out in the above section.



Fund Name	Investment Objective	Notes
<b>Fidelity Funds - Multi Asset Target Income 2024 Fund</b>	<p>The fund seeks to generate a positive total return by investing in a range of global assets providing exposure to fixed income securities including sovereign debt, investment grade and sub-investment grade debt securities, equity, commodities, (property) and cash. The fund may also seek exposure to infrastructure securities and closed-ended real estate investment trusts (REITs). The fund may achieve elements of its return through the use of financial derivatives as well as through investment in UCITS and UCIs.</p> <p>Approaching maturity, the fund may invest into Money Market Instruments and/or other short-term debt instruments including certificates of deposit, commercial paper and floating rate notes, as well as in cash and cash equivalents.</p> <p>The last Net Asset Value per Share will be calculated on 22 May 2024 and proceeds will be returned to Shareholders no later than 5 June 2024.</p> <p>The fund is actively managed without reference to an index.</p> <p><b><u>Portfolio Information:</u></b></p> <p>The fund may use financial derivative instruments, including complex financial derivative instruments or strategies, to meet the investment objectives of the fund. The fund may maintain long and short exposure to securities through derivative instruments. Such positions may not be correlated with the underlying securities positions held by the fund. This provides the Investment Manager with a degree of flexibility when to choose a particular technique, or when to concentrate or diversify investments. Financial derivative instruments may be used to create economic exposure to an asset akin to a physical holding of that asset.</p> <p>Currency derivatives may be used to hedge or gain both long or short exposure to currencies or replicate currency exposure of the underlying securities of an index. The types of financial derivative instruments that will be used include index, basket or single name futures, options and contracts for difference referencing equities or bonds. Options used will include put and call options including covered call options.</p>	<p><b>Reference Ccy: Euro</b></p> <p>This fund will be closed to all buys, subscriptions, and switches in (but not to sales, redemptions and switches out) from 23 May 2018 or such other date as determined by the Board.</p> <p>The fund will be valued daily based on prevailing market prices for the securities held by the fund. As such, the Net Asset Value per Share will be variable.</p> <p>Redemptions and switches out during the term of the fund will be subject to a redemption or a switching fee of 1% except for the last calendar month before maturity (22 April 2024 - 22 May 2024) where the 1% redemption or switching fee is waived as specified under section 2.1. Classes of Shares and 2.2. Share Dealing.</p> <p>Any commodity exposure for this fund will be obtained through eligible instruments and derivatives such as (but not limited to) units/shares of UCITS or other UCIs, Exchange Traded Funds, commodity index swap transactions.</p> <p>The global exposure of the fund is calculated using the absolute VaR approach, which is limited to 8%.</p> <p>The expected level of leverage for investment-related activity is 300% and the expected level of leverage arising from hedged share class activity is 150%, for a total of 450% The fund's leverage may increase to higher levels, including in atypical market conditions, however it is not expected to exceed 750% of the Net Asset Value of the fund.</p>

#### 1.4.12. ABSOLUTE RETURN FUNDS

The aim of the Absolute Return funds is to provide investors with a positive return in different market conditions by investing in or achieving exposure to a diversified portfolio of equities or related instruments, bonds or debt instruments, ancillary cash and other assets (such as property, foreign exchange and commodities), as described in their investment objective and Portfolio Information.

Bonds or debt instruments can, among others, be issued by governments, agencies, supra-nationals, private or publicly quoted companies. They may pay fixed or variable coupons, whereby the variable element may be derived from prevailing market interest rates or the performance of other assets (e.g. asset-backed securities). Unless otherwise specified in its investment objective, securitised and/or collateralised securities (e.g. asset-backed securities and mortgage-backed securities) will not exceed 20% of the net assets of each fund, provided that such limit will not apply to investments in such securities issued or guaranteed by the United States government or United States government sponsored entities (such as Fannie Mae, Ginnie Mae and Freddie Mac).

The repayment of a bond may have a fixed date or may be subject to some issuer discretion (e.g. some mortgage bonds). The Absolute Return funds may invest in bonds that have conversion or subscription rights to other assets attached to them (e.g. convertible bonds and CoCos) and hybrids. Not all bonds or debt instruments will have been rated by one or several rating agencies; some may have a below investment grade rating. Unless otherwise stated in the investment objective of a fund, there is no exposure limit to investment grade securities.

Any reference in this section to investment grade securities shall mean securities with a rating of BBB or higher from Standard & Poor's or equivalent rating from an internationally recognised rating agency (in case of divergent ratings, the worst of the best two credit ratings applies).

Unless otherwise specified in its investment objective, each Absolute Return fund may invest up to 10% of its net assets in UCITS and UCIs.

The Absolute Return funds are actively managed and do not seek to replicate or track the performance of any index. However, as part of the Absolute Return funds' active allocation policy, the Investment Manager may invest a portion of their assets from time to time in holdings and instruments which provide passive exposure, such as ETFs, futures, total return swaps, and swaps/options on an index.

The Absolute Return funds will make use of derivatives or use complex derivative strategies, including but not limited to long and short strategies, to meet their investment objectives. These strategies may include positions that benefit from a decline in value or that give exposure to certain elements of returns of a particular issuer, asset or market in order to provide returns that are unrelated to those of the general market or positions that would not have been available without the use of financial derivative instruments. Financial derivative instruments may include over-the-counter and/or exchange traded instruments.

This use of derivatives provides the Investment Manager with a degree of flexibility in the portfolio construction (when to choose a particular technique, or when to concentrate or diversify investments). In addition, the Absolute Return funds may also use financial derivative instruments provided a) they are economically appropriate in that they are realised in a cost-effective way, (b) they are entered into for one or more of (i) reduction of risk, (ii) reduction of cost and (iii) generation of additional capital or income for the Absolute Return funds (including for investment purposes) with a level of risk which is consistent with the risk profile of the relevant Absolute Return fund(s) and the risk diversification rules laid down in Part V. (5.1, A. III) of the Prospectus, and (c) their risks are adequately captured by the risk management process of the relevant Absolute Return fund(s).

Cash or money market instruments may be used as collateral for derivative positions, in which case, they will not be deemed as (i) cash held on an ancillary basis or (ii) as cash holdings to address adverse market conditions.

While the judicious use of financial derivative instruments may be beneficial, financial derivative instruments also involve risks different from, and, in certain cases greater than the risks presented by more traditional investments. The use of financial derivative instruments may cause the Share price to be more volatile and may result in a high level of leverage for certain Absolute Return funds. For a further description of risks relating to the use of financial derivative instruments please refer to "Risk Factors", Part I (1.2) of the Prospectus.

In accordance with Part V, section E. "Securities Lending and Borrowing and Repurchase and Reverse Repurchase Transactions" and section H. "EU Securities Financing Transactions Regulation" of the Prospectus, the Absolute Return funds may, for the purpose of Efficient Portfolio Management, enter into repurchase and reverse repurchase agreements and engage in securities lending transactions. They will not enter into margin lending transactions. Absolute Return funds may use total return swaps (TRS) and contracts for difference (CFDs) to meet their investment objective. For further details on the maximum and expected use by each fund of such transactions please refer to Appendix III to this Prospectus.

The Absolute Return funds' global exposure is monitored under absolute VaR instead of the commitment approach (please refer to Part V, 5.1., D. of the Prospectus for further details). For funds which global exposure is monitored using the VaR methodology, leverage is determined using the sum of the notionals (expressed as a sum of positive values) of all financial derivatives instruments used. Shareholders should be aware that (i) a higher level of expected leverage does not automatically infer a higher level of investment risk; and (ii) the expected level of leverage may include leverage generated by the use of derivatives for hedging purposes. Funds using absolute VaR may have net leveraged exposure exceeding 100% of the Net Asset Value under the commitment approach and thereby may be considered to offer increased leverage. Increased net leveraged exposure may result in increased volatility and losses for investors. For further information, please refer to "High Leverage Risk" in the sub-section "Derivatives / Counterparty Related Risks" under section "1.2 Risk Factors" in the Prospectus.

#### **Investor Profile**

Absolute Return funds may be suitable for investors who are seeking positive investment returns in different market conditions via exposure to a variety of investment strategies and asset classes. Investors in this type of fund should have a medium to long-term investment horizon and be willing to accept moderate levels of volatility. An investor must be willing to accept that the Absolute Return funds' investment objectives are not guaranteed and that consequently their capital is at risk.

The investment objective for each Absolute Return fund stated below must be read together with the further information set out in the above investment policy section.

Fund Name	Investment Objective	Notes
<b>Fidelity Funds - Absolute Return Asian Equity Fund</b>	<p>The fund aims to provide a positive absolute return over the medium to long term. The fund will achieve this primarily through long and short positions in equities of, and related instruments providing exposure to, companies that have their head office in, are listed in or exercise a predominant part of their activity in the Asia region (excluding Japan), as well as cash, and Money Market Instruments. This region includes certain countries considered to be emerging markets. The Investment Manager will gain long exposure to those companies deemed attractive while maintaining short exposure to those companies deemed unattractive using a variety of instruments, including financial derivative instruments. Short exposure will only be achieved through the use of financial derivative instruments. The fund will typically have between -30% and 30% net equity exposure.</p> <p>Equity related instruments may include warrants, preference shares, rights issues, convertible bonds, depository receipts such as American Depositary Receipts and Global Depositary Receipts, equity linked or participation notes.</p> <p>The fund is actively managed and references the Secured Overnight Financing Rate (SOFR).(the "cash index") by seeking to outperform it.</p> <p>The Investment Manager has full discretion over the composition of the fund's portfolio and is not constrained in any way by the cash index. There are no restrictions on the extent to which the fund's performance may deviate from that of the cash index.</p> <p><b><u>Portfolio Information:</u></b></p> <p>Financial derivatives instruments can be used to create market exposures through equity, currency, volatility or index related financial derivative instruments and include over-the-counter and/or exchange traded options, futures, contracts for difference (CFDs), equity linked notes, warrants, forward contracts and/or a combination of the above.</p> <p>The long and short active currency positions implemented by the fund may not be correlated with the underlying securities positions held by the fund.</p>	<p><b>Reference Ccy: USD</b></p> <p>The fund invests in Asia region (excluding Japan), and may invest in different countries in this region. It is unconstrained in the amount that it may invest in any country in this region.</p> <p>The fund can directly invest in China A Shares listed or traded on any Eligible Market in China through the QFII status of FIL Investment Management (Hong Kong) Limited, the Stock Connect and/or via any other permissible means available to the fund under prevailing laws and regulations (including through the Stock Connect or any other eligible means) or indirectly such as by way of China A share access products including, but not limited to, equity linked notes, participation notes, credit-linked notes or funds investing in China A Shares.</p> <p>The fund may invest up to 40% of its net assets directly in onshore China A and B Shares (with aggregate exposure including direct and indirect investments up to 80% of its net assets).</p> <p>Performance fee: 15% of the out-performance if the relevant class exceeds its high water mark, which is adjusted for the return of the relevant cash index. Accrued daily, with accruals written back in case of underperformance, and paid to the Investment Manager annually. The high water mark will be reviewed on the last Valuation Date of the Fund's financial year.</p> <p><b>Global Exposure:</b></p> <p>The global exposure of the fund is calculated using the absolute VaR approach, which is limited to 10%.</p> <p>The expected level of leverage for investment-related activity is 250% and the expected level of leverage arising from hedged share class activity is 150%, for a total of 400%. The fund's leverage may increase to higher levels, including in atypical market conditions, however it is not expected to exceed 900% of the Net Asset Value of the fund.</p>

Fund Name	Investment Objective	Notes
<b>Fidelity Funds - Absolute Return Multi Strategy Fund</b>	<p>The fund aims to provide a positive absolute return with low correlation to traditional asset classes over the medium to long term. The fund will invest its assets using multiple strategies in order to achieve its objective. The combination of underlying strategies will be diversified; these will include arbitrage, equity hedge, fixed income and macro strategies.</p> <p>Arbitrage strategies aim to profit from the price difference between instruments that are related and judged to be mispriced. This may involve the simultaneous purchase and sale of related financial instruments.</p> <p>Equity hedge strategies aim to profit from identifying undervalued stocks and either selling overvalued stocks or hedging the market risk associated with the undervalued stocks.</p> <p>Fixed Income and Macro strategies are grouped together as strategies can cross both disciplines. Fixed Income strategies aim to produce consistent returns either within fixed income markets or through relative value strategies within markets such as corporate and emerging market bonds. Macro strategies traditionally use a top-down approach which studies macro-economic and political factors to invest in different asset classes across global markets.</p> <p>The allocations to these strategies will be adjusted over time through a disciplined portfolio construction process that utilises both qualitative and quantitative investment inputs.</p> <p>The fund's strategies will primarily be implemented by taking long and short exposure to a range of global assets including fixed income (such as sovereign debt, investment grade and sub-investment grade debt securities), currencies, equity, commodities, infrastructure, property and cash, either directly or indirectly via derivative instruments. Net exposure to commodities will be limited to 10% of the fund's assets. Short exposures shall be achieved solely through the use of derivative instruments.</p> <p>Less than 20% of the fund's assets will be exposed to collateralised and securitised debt securities.</p> <p>The fund will make use of derivative instruments to deliver its expected return.</p> <p>As this fund may invest globally, it may be exposed to countries considered to be emerging markets. The fund may invest its net assets directly in China A and B Shares and/or onshore and offshore China fixed income securities listed or traded on any Eligible Market in China.</p> <p>The fund is actively managed and references the Secured Overnight Financing Rate (SOFR (the "cash index") by seeking to outperform it. ).</p> <p>The Investment Manager has full discretion over the composition of the fund's portfolio and is not constrained in any way by the cash index. There are no restrictions on the extent to which the fund's performance may deviate from that of the cash index.</p> <p><b><u>Portfolio Information:</u></b></p> <p>The fund will take long positions in securities that are deemed to be undervalued and short those deemed to be overvalued. Short exposure will only be achieved through the use of financial derivative instruments.</p> <p>The types of financial derivative instrument that will be used include, but are not limited to, futures (index, basket or single name), forwards, swaps (such as interest rate, credit default, inflation index, and total return swaps), options, swaptions, and contracts for difference. Derivatives are used to achieve indirect exposure to the main assets listed above, to generate additional capital or income in line with the fund's risk profile or with the aim of risk or cost reduction.</p> <p>The fund may invest in hybrids and CoCos, as well as in other subordinated financial debt and preference shares.</p>	<p><b>Reference Ccy: USD</b></p> <p>This fund may invest not more than 10% of its net assets in unlisted securities not dealt on a Regulated Market. Some investments in Russian securities may be considered as falling under such limit.</p> <p>Any commodity exposure for this fund will be obtained through eligible instruments and derivatives such as (but not limited to) units/shares of UCITS or other UCIs, Exchange Traded Funds and commodity index swap transactions. Any property exposure will be obtained through investments in securities of companies principally engaged in the real estate industry and other real estate related investments.</p> <p>The fund can directly invest in China A Shares and/or onshore China fixed income securities listed or traded on any Eligible Market in China through the QFII status of FIL Investment Management (Hong Kong) Limited, the China Interbank Bond Market scheme or via any other permissible means available to the fund under prevailing laws and regulations.</p> <p>The fund will invest less than 30% of its net assets directly and/or indirectly in China A and B Shares and/or onshore China fixed income securities, which may include urban investment bonds, on an aggregated basis.</p> <p>The fund may also invest in offshore China fixed income instruments including, but not limited to, dim sum bonds.</p> <p>Less than 30% of the fund's total net assets will be invested in hybrids and CoCos, with less than 20% of the total net assets to be invested in CoCos.</p> <p>Performance fee: 10% of the out-performance if the relevant class exceeds its high water mark, which is adjusted for the return of the relevant cash index. Accrued daily, with accruals written back in case of underperformance, and paid to the Investment Manager annually. The high water mark will be reviewed on the last Valuation Date of the Fund's financial year.</p> <p><b>Global Exposure:</b></p> <p>The global exposure of the fund is calculated using the absolute VaR approach, which is limited to 20%.</p> <p>The expected level of leverage for investment-related activity is 450% and the expected level of leverage arising from hedged share class activity is 150%, for a total of 600%. The fund's leverage may increase to higher levels, including in atypical market conditions, however it is not expected to exceed 750% of the Net Asset Value of the fund.</p>

Fund Name	Investment Objective	Notes
<b>Fidelity Funds - Absolute Return Global Equity Fund</b>	<p>The fund aims to provide a positive absolute return over the medium to long term. The fund will achieve this primarily through long and short positions in equities of, and related instruments providing exposure to, companies throughout the world, as well as cash, cash equivalents, and Money Market Instruments. As this fund may invest globally, it may be exposed to countries considered to be emerging markets (including Russia). The fund will make use of derivative instruments to deliver its expected return.</p> <p>The Investment Manager will gain long exposure to those companies deemed attractive while maintaining short exposure to those companies deemed unattractive using a variety of instruments, including financial derivative instruments. Short exposure will only be achieved through the use of financial derivative instruments. The fund will typically have between -30% and 30% net equity exposure.</p> <p>Equity related instruments may include warrants, preference shares, rights issues, convertible bonds, depository receipts such as American Depositary Receipts and Global Depositary Receipts, equity linked or participation notes.</p> <p>The fund may invest its net assets indirectly in China A and B Shares listed or traded on any Eligible Market in China.</p> <p>The fund may also seek exposure to closed-ended real estate investment trusts (REITs).</p> <p>The fund is actively managed and references the Secured Overnight Financing Rate (SOFR) (the "cash index") by seeking to outperform it.</p> <p>The Investment Manager has full discretion over the composition of the fund's portfolio and is not constrained in any way by the cash index. There are no restrictions on the extent to which the fund's performance may deviate from that of the cash index.</p> <p><b>Portfolio information:</b></p> <p>Financial derivatives instruments can be used to create market exposures through equity, currency, volatility or index related financial derivative instruments and include over-the-counter and/or exchange traded options, futures, contracts for difference (CFDs), equity linked notes, warrants, forward contracts, swaps, and/or a combination of the above.</p> <p>The long and short active currency positions implemented by the fund may not be correlated with the underlying securities positions held by the fund.</p>	<p><b>Reference Ccy: USD</b></p> <p>As the fund may invest globally, it may invest across different countries and regions. It is unconstrained in the amount it may invest in any single country or region.</p> <p>It is understood that under the current Luxembourg regulation a fund may invest not more than 10% of its net assets in unlisted securities not dealt on a Regulated Market. Some investments in Russian securities may be considered as falling under such limit.</p> <p>The fund can directly invest in China A Shares listed or traded on any Eligible Market in China through the QFII status of FIL Investment Management (Hong Kong) limited, the Stock Connect, and/or via any other permissible means available to the fund under prevailing laws and regulations. The fund will invest less than 30% of its net assets directly and/or indirectly in China A and B Shares on an aggregated basis.</p> <p>Performance fee: 15% of the out-performance if the relevant class exceeds its high-water mark, which is adjusted for the return of the relevant cash index. Accrued daily, with accruals written back in case of underperformance, and paid to the Investment Manager annually. The high water mark will be reviewed on the last Valuation Date of the Fund's financial year.</p> <p><b>Global Exposure:</b></p> <p>The global exposure of the fund is calculated using the absolute VaR approach, which is limited to 9.5%.</p> <p>The expected level of leverage for investment-related activity is 250% and the expected level of leverage arising from hedged share class activity is 150%, for a total of 400% The fund's leverage may increase to higher levels, including in atypical market conditions, however it is not expected to exceed 650% of the Net Asset Value of the fund.</p>

Fund Name	Investment Objective	Notes
<b>Fidelity Funds - Absolute Return Global Fixed Income Fund</b>	<p>The fund aims to provide a positive absolute return over the medium to long term. The fund will seek to achieve this primarily through long and short positions in a portfolio of global investment grade, sub investment grade debt, currency instruments, cash and Money Market Instruments. As this fund may invest globally, it may be exposed to countries considered to be emerging markets (including Russia). Less than 20% of the fund's net assets will be exposed to collateralised and securitised debt securities.</p> <p>The fund may also invest its net assets directly in onshore China fixed income securities listed or traded on any Eligible Market in China. The fund may also invest in offshore China fixed income instruments including, but not limited to, dim sum bonds.</p> <p>The fund is actively managed and references the ICE BofA 0-3 Month US Treasury Bill Index (the "Index") by seeking to outperform it.</p> <p>The Investment Manager has full discretion over the composition of the fund's portfolio and is not constrained in any way by the Index. There are no restrictions on the extent to which the fund's performance may deviate from that of the Index.</p> <p>The largest ten holdings/securities held in the fund's portfolio may account for 50% or more of the fund's net asset value, resulting in a reasonably concentrated portfolio.</p> <p><b>Portfolio Information</b></p> <p>The fund may use financial derivative instruments, including complex financial derivative instruments or strategies, to meet the investment objectives of the fund. The types of financial derivative instrument that will be used include, futures, forwards, swaps (such as interest rate, credit default, inflation index, and total return swaps), options, swaptions, and credit and equity linked notes. Derivatives are used to achieve indirect exposure to the main assets listed above, to generate additional capital in line with the fund's risk profile or with the aim of risk or cost reduction. The fund may invest in hybrids and CoCos, as well as in other subordinated financial debt and preference shares.</p>	<p><b>Reference Ccy: USD</b></p> <p>It is understood that under the current Luxembourg regulation a fund may invest not more than 10% of its net assets in unlisted securities not dealt on a Regulated Market. Some investments in Russian securities may be considered as falling under such limit.</p> <p>The fund may directly invest in onshore China fixed income securities listed or traded on Eligible Markets in China through the QFII status of FIL Investment Management (Hong Kong) Limited, the China Interbank Bond Market scheme and/or via any other permissible means available to the fund under prevailing laws and regulations.</p> <p>The fund will invest less than 30% of its net assets directly and/or indirectly in onshore China fixed income securities, which may include urban investment bonds, on an aggregated basis. "Eligible Market in China" refers to the Shanghai Stock Exchange, the Shenzhen Stock Exchange or the mainland China interbank bond market, as the case may be.</p> <p>Less than 30% of the fund's total net assets will be invested in hybrids and CoCos, with less than 20% of the total net assets to be invested in CoCos.</p> <p>The fund will invest less than 30% of its net assets in credit linked notes and less than 10% of its net assets in equity linked notes.</p> <p><b>Global Exposure:</b></p> <p>The global exposure of the fund is calculated using the absolute VaR approach, which is limited to 10%.</p> <p>The expected level of leverage for investment-related activity is 650% and the expected level of leverage arising from hedged share class activity is 150%, for a total of 800%. The fund's leverage may increase to higher levels, including in atypical market conditions; however, it is not expected to exceed 1050% of the Net Asset Value of the fund.</p>

## 1.5. Additional Information

### Mauritian Subsidiary:

Fidelity Funds may invest in the Indian securities market directly or through a wholly-owned Mauritian subsidiary (the 'Subsidiary'). The Subsidiary is incorporated as a private company limited by shares under the laws of Mauritius, under the name of FIL Investments (Mauritius) Limited (formerly Fid Funds (Mauritius) Limited). The shares of the Subsidiary are only registered shares. The Subsidiary has initially received from the Financial Services Commission of Mauritius a Category 1 Global Business Licence. On 31 January 2013, the Financial Services Commission of Mauritius has authorised conversion of this license to an Investment Holding company. Effective 1 January 2014, FIL Investment Management (Singapore) Limited has entered into an Investment Management Agreement with the Subsidiary. Pursuant to this agreement, FIL Investment Management (Singapore) Limited provides investment advisory and management services to the Subsidiary. FIL Investments (Mauritius) Limited has renewed on 25 February 2019, its approval from the Securities and Exchange Board of India ('SEBI') to invest in India as a Foreign Portfolio Investor ("FPI") under Indian law. FIL Investments (Mauritius) Limited is registered under the registration number INMUFP037316 and has been granted approval to invest in Indian securities.

The Subsidiary's board of directors is as follows: Simon Fraser, Nishith Gandhi, Bashir Nabeebokus, Rooksana Bibi Sahabally-Coowar and Jon Skillman.

The auditor of the Subsidiary is Deloitte Mauritius.

Designated Bank – Mauritius

Under the terms set forth by the Financial Services Commission of Mauritius, the Subsidiary must make all investments held outside of Mauritius through a bank account maintained in Mauritius. The Subsidiary holds a bank account for this purpose with HSBC Bank (Mauritius) Limited, Offshore Banking Unit, Mauritius.

Designated Bank – India

Under Indian law, the Subsidiary, as a non-Indian foreign investor, must use a designated remitting bank in India for all cash transfers into and out of India. This remitting bank may have certain reporting requirements to the RBI with regard to the handling of such transactions. The Subsidiary has appointed Citibank N.A. as its remitting bank in India.

This structure shall not prevent the Depositary from carrying out its legal duties.

#### Local Mauritian Administrator

The Subsidiary has appointed IQ EQ Services (Mauritius) Ltd to act as administrator, secretary and registrar to the Subsidiary.

In respect of the Fund's audited annual and unaudited semi-annual reports, the financial results of the Subsidiary are consolidated with the financial results of the Fund. For the purpose of the investment restrictions set forth in the Prospectus, the consolidated investments of the Fund and the Subsidiary are considered.

The Subsidiary incurs and pays certain fees and expenses relating to its investment activity in Indian securities. These fees and expenses include brokerage costs and commissions, transaction costs associated with converting currency to and from Indian Rupee from and to US Dollars, fees incurred by its standing proxy, corporate and registration fees and taxes associated with the establishment and operation of the Subsidiary.

Any expenditure which is considered as capital in nature is not allowable for tax purposes.

The following is a summary of certain tax matters relating to the Fund and the Subsidiary. The summary is based upon advice received by the Fund and the Subsidiary from advisers in India and Mauritius at the date of the Prospectus regarding the current tax laws in India and Mauritius, the Tax Treaty and the prevailing practices of the relevant tax authorities, all of which are subject to change. Any such change could increase the taxes paid by the Fund or the Subsidiary and adversely affect the Fund's returns. The Fund and its advisors are not liable for any loss which may arise for a Shareholder as result of any change of the applicable tax laws or change in the interpretation by the Courts/tax authorities.

## India

### Tax implications – Subsidiary investing in India

The taxation of the Subsidiary in India is governed by the provisions of the Indian Income-tax Act, 1961 (ITA), read with the provisions of the Double Taxation Avoidance Agreement (DTAA) between India and Mauritius (Mauritius Treaty).

#### 1. Taxability under the ITA:

##### a) Dividend:

Earlier, Indian companies declaring, distributing or paying dividends were required to pay Dividend Distribution Tax ("DDT") at an effective tax rate of 20.56% (including surcharge and education cess) on the dividend amount and such dividend income was exempt in the hands of the Subsidiary.

##### b) However, with effect from April 1, 2020 dividends declared, distributed or paid by Indian companies are not subject to payment of DDT and such dividends are taxable in the hands of the Subsidiary at an effective tax rate of 21.84% as per section 115AD of the ITA. Indian companies will be required to withhold necessary taxes before paying the dividend amount to the Subsidiary. **Capital gains (other than gains on buy-back of shares):**

Securities held by the Subsidiary in accordance with the applicable FPI regulations in India are regarded as "capital assets". Hence, the gains earned by the Subsidiary on disposal of its investments in India are characterised as capital gains.

Depending on the period for which the securities are held, the gains would be taxable as short-term or long-term capital gains.

Type of instrument	Period of holding	Characterization
Listed securities (other than units) / unit of equity oriented fund/ unit of Unit Trust of India/ zero coupon bond	More than 12 months 12 months or less	Long Term Capital Asset Short Term Capital Asset
Unlisted shares (including those offered through offer for sale as part of an initial public offer)	More than 24 months 24 months or less	Long Term Capital Asset Short Term Capital Asset
Other securities (unit of a non-equity oriented fund / listed units of business trusts (REITs / InvITs / any other unlisted securities)	More than 36 months 36 months or less	Long Term Capital Asset Short Term Capital Asset

Capital gains earned by the Subsidiary are taxable at the following rates:

Nature of Income	Highest Effective Tax Rates for FYE 31 March 2022			
	Listed Equity/Units of equity oriented Mutual Fund /units of Business Trust (Subject to STT)	Listed Equity/Units of equity oriented Mutual Fund/units of Business Trust (not subject to STT)	Debt securities/Units of Mutual Fund (other than equity oriented)	Futures & Options
Capital Gains				
Long Term	10.92% on income exceeding INR 0.1 million	10.92%	10.92%	Not applicable
Short Term	16.38%	32.76%	32.76%	32.76%

- While computing long-term capital gains, the Finance Act 2018 has provided grand fathering for gains accrued on listed shares held as on 31 January 2018, by rebasing the cost to higher of: Actual cost of acquisition; and
- Lower of:
  - Fair market value as on 31 January 2018; and
  - Value of consideration received upon transfer.

**c) Capital gains on buy-back of shares:**

Gains arising on buy-back of shares are exempt from tax in the hands of the shareholders. A distribution tax of 23.30% is payable by the Indian company undertaking the buy-back of shares on the difference between the consideration paid by such company on buy-back and the amount received by the company at the time of issue of such shares.

**d) Interest:**

Income received in respect of securities (other than dividend income but could include interest received in respect of securities) would be taxable at 5.46% (if certain conditions are satisfied) or 21.84%. **Capital gains from Foreign Currency Convertible Bonds ("FCCB"), ADRs and GDRs:**

Capital gain arising from transfer of FCCBs, ADRs and GDRs outside India between two non-resident investors should generally not be subject to tax in India.

**e) Transactions under the Securities Lending and Borrowing (SLB) scheme:**

Any transfer in the scheme of lending and borrowing of securities which is subject to guidelines prescribed by the SEBI or RBI is not regarded as 'transfer' under the relevant provisions of the ITA. Further, such transactions are not liable to STT. Gains earned from short sale and re-purchase of securities could be regarded as 'capital gains' or 'business income' and taxed accordingly.

If the Fund lends security under the SLB scheme, the lending fee received by the Fund may be regarded as 'business income' or 'income from other sources' (taxable at 43.68). One could argue that the same should be nonetheless, regarded as 'income in respect of securities', taxable at the rate of 21.84% under the special tax regime applicable to FPIs.

**g) Minimum Alternate tax (MAT)**

The Indian Income-tax provisions require companies to pay a Minimum Alternate Tax (MAT) calculated at 16.38% of their "book profits", in the event that the tax payable by them under normal provisions of the domestic tax law is less than the MAT so calculated.

In computing 'book profits', amongst others, any income in the form of capital gains and interest earned by a foreign company, are excluded if the tax payable on such income is lower than the MAT rate. Further, the MAT does not apply to foreign companies, if:

- the foreign company is a resident of a country with whom India has a Treaty and the foreign company does not have a permanent establishment in India; or
- the foreign company is a resident of a country with whom India does not have a Treaty and is not required to seek registration under any law in respect of companies.

**2. Taxability under the Mauritius Tax Treaty:**

**a) Capital gains:**

As per the Mauritius Tax Treaty, capital gains arising from alienation of shares in companies resident of India are taxable in India except where the shares are acquired prior to 1 April 2017, in which case such gains are not taxable in India.

**b) Dividend:**

As per Article 10 of the Mauritius Tax Treaty, dividend is taxable at the rate of 15% provided the Subsidiary is the "beneficial owner" of such dividend income.

**c) Interest:**

Interest received in India by the Subsidiary shall be taxable at the rate of 7.5% under the Mauritius Tax Treaty, if the beneficial owner of interest is a resident of Mauritius.

**d) Business Income:**

Any income chargeable as business income is not liable to tax in India as per Article 7(1) of the Mauritius Tax Treaty if the Subsidiary does not have a Permanent Establishment in India.

**e) Other Income:**

Any income chargeable as other income is liable to tax in India as per Article 22(1) of the Mauritius Tax Treaty.

**Notes**

1. The above rates of tax are considered as per the Finance Act 2021. These rates would apply where taxable income exceeds Rs.100 million, and is inclusive of surcharge of 5% and education cess of 4%. The surcharge of 5% would get reduced to 2% where the taxable income exceeds Rs.10 million but does not exceed Rs.100 million. The surcharge of 2% would not apply where the taxable income does not exceed Rs.10 million.
2. In order to avail Mauritius Tax Treaty benefits, the subsidiary is required to maintain documents such as Tax Residency Certificate issued by the Mauritius Revenue Authorities and Form No.10F.
3. Benefits under the Mauritius Tax Treaty are subject to the provisions of General Anti Avoidance Rules (GAAR), which are discussed separately.



### Securities Transaction Tax

Securities transaction tax (STT) is payable on purchase or sale of securities being equity shares of Indian companies, where the transaction of purchase or sale is entered into in a recognised Stock Exchange in India. The current STT rates have been tabulated below.

Taxable Securities Transaction	STT rate	Payable by
Delivery basis Purchase or Sale of equity shares on a recognised stock exchange	0.1%	Purchaser and Seller
Non delivery based sale transaction in equity shares or units of equity oriented Fund entered in a recognised stock exchange	0.025%	Seller
Sale of a Futures in securities	0.01%	Seller
Sale of an Option in securities, where option is exercised	0.125%*	Buyer
Sale of an Options in securities	0.017%	Seller
Sale of a unit of equity oriented fund to the mutual fund	0.001%	Seller
Sale of unlisted shares under an offer for sale	0.2%	Seller
Sale of unlisted units of business trust under an offer for sale	0.2%	Seller

\* 0.125% of intrinsic value (i.e., difference between settlement price and strike price)

### Stamp duty

The Finance Act, 2019 has made amendments in Indian Stamp Act, 1899 (effective from July 1, 2020) to bring uniformity and affordability of stamp duty on securities across States and thereby build a pan-India securities market. Further, it has designated stock exchanges and depositories to collect stamp duty on such securities.

As per the amendment, all issuance and transfers of securities should be subject to stamp duty (i.e. exemption on transfer of dematerialized securities to be removed) and should be calculated on an ad valorem basis on: (i) actual trade price for listed securities; or (ii) price identified in instrument of transfer.

The amended stamp duty rate as per the Indian Stamp Act, 1899 on transfer of shares are as below:

Particulars	Amended Rates (As per Indian Stamp Act)	Leviable on
On delivery basis	0.015 % (through stock exchange - leviable on buyer; Otherwise - Seller)	Market Value
On non-delivery basis	0.003 % (through stock exchange - leviable on buyer; Otherwise - Seller)	Market Value

### Tax implications – the Fund investing directly in India

The taxability of the income (dividend, capital gains and interest) earned by the Fund if it invested directly from Luxembourg in India, shall be same as discussed in point no. 1, under the heading "Taxability under the ITA", above. In addition, the Fund shall be liable to pay STT and Stamp duty at the rates mentioned under the heading STT and Stamp duty above.

Further, since the Fund is a SICAV, it is not eligible to claim benefits available under the India – Luxembourg Tax Treaty.

### Other relevant tax considerations

#### GAAR

The GAAR provisions are effective from April 1, 2017.

GAAR may be invoked by the Indian tax authorities in case arrangements are found to be impermissible tax avoidance arrangements. A transaction can be declared as an impermissible tax avoidance arrangement, if the main purpose of the arrangement is to obtain a tax benefit and which also satisfies at least one of the four tests mentioned below:

- Creates rights or obligations which are ordinarily not created between parties dealing at arm's length;
- It results in directly / indirectly misuse or abuse of the ITA;
- It lacks commercial substance or is deemed to lack commercial substance in whole or in part; or
- It is entered into or carried out in a manner, which is not normally employed for bona fide business purposes.

In such cases, the Indian tax authorities are empowered to deny the benefits under a tax treaty, re-allocate the income from such arrangement, or re-characterize or disregard the arrangement. Some of the illustrative powers are:

- Disregarding or combining or re-characterizing any step of the arrangement or party to the arrangement;
- Ignoring the arrangement for the purpose of taxation law;
- Relocating place of residence of a party, or location of a transaction or situs of an asset to a place other than provided in the arrangement;
- Looking through the arrangement by disregarding any corporate structure; or

- (e) Re-characterizing equity into debt, capital into revenue, etc.

The above terms should be read in context of the definitions provided under the ITA. Further, the onus to prove that the main purpose of an arrangement was not to obtain any tax benefit is on the taxpayer. The GAAR provisions, if invoked, could result in denial of the beneficial provisions of the Tax Treaty.

The IT Rules have come out with few exceptions where the provisions of GAAR shall not apply. A summary of the key exceptions for application of GAAR provisions as provided under the IT Rules, are set out below:

- (a) Monetary Threshold Exemption

The GAAR provisions should apply only where the tax benefit (to all the parties in aggregate) from an arrangement in a relevant year exceeds INR 30,000,000.

- (b) Exemption to FPIs and P-Note holders

- SEBI-registered FPIs are excluded from applicability of GAAR provisions if they do not avail benefits under a tax treaty entered into by India.
- Investments in FPIs made by non-resident investors by way of offshore derivative instruments or otherwise, directly or indirectly, are excluded from the ambit of the GAAR provisions.

- (c) Grandfathered income

The GAAR provisions should not apply to any income accruing or arising to, or deemed to accrue or arise to, or received or deemed to be received by, any person from transfer of investments made before 1 April 2017.

### **Offshore transfers**

Under the ITA, shares or interest in a company or entity registered or incorporated outside India would be deemed to be situated in India if the shares or interest derive, directly or indirectly, value substantially from assets located in India.

Indirect transfer provisions were inapplicable with respect to investments held directly or indirectly by non-residents in Category I and Category II FPIs registered under the erstwhile Securities and Exchange Board of India (FPI) Regulations, 2014. However, the said FPI Regulations was repealed on September 23, 2019 and replaced with the SEBI (FPI) Regulations, 2019. With this change, the ITA has been subsequently amended, to clarify that the offshore transfer tax provisions are inapplicable to Category-I FPIs registered with SEBI under the SEBI (Foreign Portfolio Investors) Regulations, 2019.

Subsidiary and the Fund are registered as Category I FPIs under the SEBI (FPI) Regulations 2019. Thus, transfer or redemption or buyback of shares held by the investors directly or indirectly in Subsidiary and the Fund shall not be subject to such tax in India.

### **Deemed income on investment in any shares / securities of Indian Portfolio Company**

As per section 56(2)(x) of the ITA, where any person receives any shares and securities from any person for a consideration which is lower than the Fair Market Value ('FMV') by more than INR 0.05 million, then the difference between the FMV and consideration shall be taxable in the hands of acquirer as 'Income from other sources'. The rules for determining the fair market value of shares and securities have been prescribed under the Income Tax Rules, 1962.

### **Multilateral Instrument ("MLI") to implement Tax Treaty related measures to prevent Base Erosion and Profit Shifting ("BEPS")**

As a part of its BEPS initiative, the Organisation of Economic Co-operation and Development ("OECD") released the MLI. The MLI, amongst others, includes a "principal purpose test", wherein Tax Treaty benefits can be denied if one of the principal purpose of an arrangement or a transaction is to, directly or indirectly, obtain tax benefit. While India and Mauritius have signed the MLI, Mauritius has not included its tax treaty with India in the list Covered Tax Agreement ("CTA") notification submitted with OECD. Owing to this exclusion by Mauritius, at present, the terms of MLI shall not apply to tax residents of Mauritius. The press release issued by OECD suggests that Mauritius will have a bilateral discussion with countries not covered by the MLI to implement the BEPS minimum standards. The tax position in relation to MLI will have to be reviewed in light of developments in this context.

### **Mauritius**

The Subsidiary has initially been incorporated as a Category 1 Global Business Company. The Financial Services Development Act 2001 has been repealed and replaced by the Financial Services Act 2007 (FSA). The FSA has simplified the regulatory regime and consolidated the legislative framework of the global business sector.

As it is now, the Subsidiary will be subject to tax at 15% and may either claim credit for actual foreign taxes suffered on its foreign income or otherwise claim a presumed credit equivalent to 80% of the Mauritius tax payable on its foreign source income, whichever is the higher. The foreign tax credit is restricted to the Mauritius tax liability. Hence, the Subsidiary will be subject to tax at the maximum effective rate of 3% and, where the actual foreign tax suffered is greater than 15%, the Mauritius tax liability will be reduced to nil. Under the Mauritius Income Tax Act 1995, gains arising from the sale of shares or securities of a GBC 1 are exempt from income tax. However, expenses directly attributable to the exempt income will be disallowed for tax purposes. Common expenses indirectly attributable to exempt income should be disallowed to the extent that the proportion of exempt to total taxable and exempt income is more than 10%.

There has been a major change in the tax and regulatory regime for global business companies in Mauritius.

As per the new regulations provided under the Financial Services Act, as from 1 January 2019, a Global Business Licence company ("GBL") should, at all times:

- Carry out its core income generating activities in, or from Mauritius as required by the Income Tax Act, by:
  - Employing, directly or indirectly, a reasonable number of suitably qualified persons to carry out the core activities; and

- Having a minimum level of expenditure, which is proportionate to its level of activities.
- Be managed and controlled from Mauritius; and
- Be administered by a management company.

In determining whether a holder of a Global Business Licence is managed and controlled from Mauritius, the GBL company should comply with the below substance requirements.

#### Determination of management and control in Mauritius

- The corporation shall have or has at least 2 directors, resident in Mauritius, who are appropriately qualified and are of sufficient calibre to exercise independence of mind and judgement.
- The corporation shall maintain or is maintaining at all times its principal bank account in Mauritius.
- The corporation shall keep and maintain, at all times, its accounting records at its registered office in Mauritius.
- The corporation shall prepare its statutory financial statements and causes or proposes to have such financial statements to be audited in Mauritius.
- The corporation shall provide for meetings of directors to include at least 2 directors from Mauritius.

The 80% deemed foreign tax credit ("FTC") available to GBC1 companies has phased out as from 1 January 2019. The GBC 1 is still able to benefit from the 80% deemed FTC during the grandfathering period. GBC 1 licences issued before 16 October 2017 will be grandfathered up to 30 June 2021. Licences issued after 16 October 2017 are now required to abide by the new tax regime. After the end of the transitional period, existing GBC1 will be renamed as Global Business Licence ("GBL"). No conversion will be required. The Subsidiary falls under the grandfathering period and is therefore able to benefit from the 80% deemed FTC until 30 June 2021.

After the grandfathering period, an 80% partial exemption regime will be introduced on GBL companies on specified income (amongst others) as follows:

- Foreign dividend, subject to amount not allowed as deduction in source country.
- Interest income.
- Profit attributable to a permanent establishment of a resident company in a foreign country.
- Foreign source income derived by a Collective Investment Scheme ("CIS"), Closed End Funds, CIS manager, CIS administrator, investment adviser or asset manager licensed or approved by the Financial Services Commission.
- Income derived by companies engaged in ship and aircraft leasing.

Note that no actual foreign tax credit is allowed on foreign source income if the GBL company has claimed the 80% exemption. According to the Income Tax Act 1995, additional substance requirements are needed if a company claims the 80% on the specific income streams.

Dividends paid by the Subsidiary to its parent company are not subject to any tax in Mauritius. Also, Mauritius does not tax capital gains and therefore gains resulting from disposal by the Subsidiary of its investments in India will not be subject to tax in Mauritius.

A certificate of Mauritian tax residence has been provided by the Director General, Mauritius Revenue Authority (MRA) in respect of the Subsidiary. Accordingly, the Subsidiary qualifies as a resident of Mauritius for the purposes of the Treaty. On this basis the Subsidiary should continue to be entitled to certain reliefs from Indian tax under the Mauritius/India Tax Treaty (see 'India' Taxation above).

### **Fidelity Funds – Taiwan Fund**

Foreign investment made directly into Taiwan is permitted under the Regulations Governing Investments in Securities by Overseas Chinese and Foreign Nationals and Relevant Foreign Exchange Settlement Procedures ('Regulations'). The QFII system was abolished and foreigners need not be 'qualified' in order to buy and sell ROC listed equities, as long as they register with Taiwan Stock Exchange and obtain an investment ID as Foreign Institutional Investors ('FINI') (such as institutional funds or corporate) or overseas Chinese and Foreign Individual Investors ('FIDI'). So far, except for certain investment threshold limitation in the restricted industries, such as Postal Service Business, there should be no more investment quota applicable to FINI. For not listed securities, the foreigner needs to obtain the Foreigner Investment Approval from the Investment commission.

### **Fidelity Funds – EURO STOXX 50® Fund**

This section provides additional information on the fund and the EURO STOXX 50® Index (the "Index").

The Index represents the performance of the 50 largest companies among the 19 super-sectors<sup>1</sup> in terms of free-float market cap in 11 Eurozone countries. These countries include Austria, Belgium, Finland, France, Germany, Luxembourg, Ireland, Italy, the Netherlands, Portugal and Spain. The Index has a fixed number of components and is part of the STOXX blue-chip index family. The Index captures about 60% of the free-float market cap of the EURO STOXX Total Market Index (TMI).

Due to the concentrated nature of the Index, it will not at all times of the cycle fully represent the broader market, as it may have a bias in terms of sectors, countries, cyclicality, style etc. The Index is weighted based on free float market capitalisation subject to a cap of 10% for any individual constituent. Investors may obtain the latest Index information (including the Index constituents and their respective weightings), detailed information on the Index methodology (including the calculation formula), and other important news of the Index at the website of the index provider, <https://www.stoxx.com/index-details?symbol=sx5e>.

The Investment Manager is independent of the Index provider, STOXX Limited. Investors should note that the composition of the Index may change from time to time and current constituent securities of the Index may be delisted and other securities

<sup>1</sup> This is determined by the Industry Classification Benchmark ("ICB"), which is an industry classification taxonomy used to segregate markets into sectors within the macroeconomy.

<sup>2</sup> Please refer to the tab "Data/Component Information" for information on the remaining Index constituents and their respective weightings.

added to form part of the Index. The accuracy and completeness of the calculation of the Index may be affected if there is any problem with the system for the computation and/or compilation of the Index.

Subject to the investment restrictions applicable to the fund as described in part V of the Prospectus, the objective of the fund is to track the performance of the Index thereby seeking to achieve long term capital growth. However, there is no assurance that the performance of the fund will be the same as the performance of the Index. The fund aims to use a replication strategy and hold all securities that represent the Index but as the breakdown of the Index will vary according to movements of the stock market, the fund may not be able to fully track the Index at all times and this may result in tracking error. Tracking error may also result due to fees and charges and volatility of the constituent securities. To minimise tracking error and reduce transaction costs, the fund will invest in futures on the Index subject to the restrictions set forth in part V of the Prospectus. Given the nature and objective of the fund, it may not be able to adapt to market changes and any fall in the Index is expected to result in a corresponding fall in the value of the fund. In the event that the Index ceases to be operated or is not available, the Directors will consider whether the fund should maintain its current structure until such time as the Index is made available again or change its objective to track another index with similar characteristics of the Index.

**STOXX and its licensors (the "Licensors") have no relationship to Fidelity Funds, other than the licensing of EURO STOXX 50® and the related trademarks for use in connection with Fidelity Funds – EURO STOXX 50® Fund, the ("fund").**

**STOXX and its Licensors do not:**

- Sponsor, endorse, sell or promote the fund.
- Recommend that any person invest in the fund or any other securities.
- Have any responsibility or liability for or make any decisions about the timing, amount or pricing of the fund.
- Have any responsibility or liability for the administration, management or marketing of the fund.
- Consider the needs of the fund or the owners of the fund in determining, composing or calculating the (relevant index) or have any obligation to do so.

#### **German Investment Fund Tax Act**

Since 1 January 2018 a new version of the German Investment Fund Tax Act ("German ITA") applies to taxation at fund level as well as to taxation at investor level. One of the major new elements, the so-called "partial tax exemption", provides for tiered rates of German tax relief at investor level upon taxable income derived from German or foreign funds. The scope of relief depends on both the investor category (e.g. private individual investor or corporate investor) as well as the category of fund (e.g. "equity fund" or "mixed fund" both as defined by the German ITA). In order to be considered an equity fund or mixed fund - and therefore in order to enable the investor to benefit from partial tax relief - a UCITS investment fund must comply with certain minimum investment ratios in "equity participations" (as defined in section 2 sub-section 8 of the German ITA) on a permanent basis. All funds qualifying for the "equity fund" or "mixed fund" status are disclosed in Appendix IV, "List of funds qualifying as "Equity fund" or "Mixed fund" for German tax purposes from 2018" of the Prospectus. The scope of "equity participations" held in the portfolio of a fund will be monitored on an ongoing basis. Changes in the composition of the portfolio which constitute a major infringement of the minimum investment ratios will trigger disclosure and notification consequences.

#### **EU Benchmark Regulation**

Certain funds may use benchmarks within the meaning of the Regulation (EU) 2016/1011 of the European Parliament and of the Council of 8 June 2016 on indices used as benchmarks in financial instruments and financial contracts or to measure the performance of investment funds, as may be amended or supplemented from time to time (the "**EU Benchmark Regulation**").

The benchmarks used by the funds are provided by administrators which are listed in the register referred to in article 36 of the EU Benchmark Regulation.

In accordance with the EU Benchmark Regulation, the Fund and the Management Company maintain an index contingency plan setting out the actions to be taken in the event that any benchmark used in relation to the funds materially changes or ceases to be provided (the "**Contingency Plan**"). Shareholders may access the Contingency Plan free of charge upon request at the registered office of the Fund.

## PART II

### 2. Classes of Shares and Share Dealing

#### 2.1. Classes of Shares

The Board may decide at any time to create within each fund different classes of Shares whose assets will be commonly invested pursuant to the specific investment policy of the relevant fund, but where a specific fee structure, or other specific features may apply according to the characteristics of each class of Share listed below. Additionally, classes of Shares may be created in Australian Dollar, Canadian Dollar, Chinese Renminbi, Czech Koruna, Euro, Hong Kong Dollar, Hungarian Forint, Japanese Yen, New Taiwan Dollar, New Zealand Dollar, Norwegian Krone, Polish Zloty, Singapore Dollar, South Korean Won, Sterling, Swedish Krona, Swiss Francs, US Dollar, or any other freely convertible currency.

Each class of Shares is represented by a code composed by one indicator (the “**Class Indicator**”) and one or several sub-indicators defined below (the “**Class Sub-Indicators**”). Each Class Sub-Indicator represents a specific characteristic and several Class Sub-Indicators may be combined in order to determine the features of a class of Shares.

A detailed list of Share classes available as at the time of the Prospectus can be found in Appendix II, “List of Share Classes” of the Prospectus. Such list may be updated from time to time. A complete list of all available Share classes may be obtained, free of charge and upon request, from the registered office of the Fund in Luxembourg.

The Management Company may, at any time, offer existing classes of Shares through different distribution channels in different countries.

The Board shall update the relevant country specific information with the addition of existing classes of Shares in order to conform to local law, custom, business practice or any other reason.

#### 2.1.1 List of the Class Indicators and their related features

##### Class A Shares

Funds offering A Shares	Minimum Investment*	Subsequent Investment*	Initial Charge <sup>3,4</sup>	Redemption/Sales Exit Fee <sup>3</sup>	Management Fee	Distribution Fee
Asset Allocation Funds	USD 6,000	USD 1,500	Up to 5.25%	0%	Up to 1.50%	n/a
Bond Funds	USD 2,500 <sup>2</sup>	USD 1,000	Up to 3.5%	0%	Up to 1.50%	n/a
Cash Funds	USD 2,500	USD 1,000	0%	0%	Up to 1.50%	n/a
Reserved Funds	USD 500,000	USD 100,000	0%	0%	Up to 1.50%	n/a
Systematic Multi Asset Risk Targeted Funds	USD 6,000	USD 1,500	Up to 5.25%	0%	Up to 1.50%	n/a
Absolute Return Funds	USD 2,500	USD 1,000	Up to 5.25%	0%	Up to 1.50%	n/a
All other Fund ranges as applicable	USD 2,500	USD 1,000	Up to 5.25%	0%	Up to 1.50%	n/a

<sup>2</sup>**Exceptions:** Class A Shares of Fidelity Funds – Global Hybrids Bond Fund have a minimum investment amount of USD 10,000.

<sup>3</sup>**Exceptions:** All Class A Shares of Fidelity Funds - Multi Asset Target Income 2024 Fund have an initial charge of up to 3.00% of the Net Asset Value per Share. A redemption fee of 1% of the Net Asset Value per Share will be applied to redemptions in Fidelity Funds - Multi Asset Target Income 2024 Fund except for the last calendar month before maturity (22 April 2024 - 22 May 2024) where the 1% redemption or switching fee is waived.

At the discretion of the General Distributor such redemption fee may revert to the funds. This shall compensate or at least reduce any potential adverse effect on remaining Shareholders due to a decrease in value of the holdings of the funds as a result of the costs incurred in the sale of the funds' investments to meeting the redemption, including stamp duty and any difference between the buying and selling price of such investments.

<sup>4</sup>**Exception:** Class Fidelity Rentenanlage Klassik A-Euro (hedged) of Fidelity Funds - Sustainable Strategic Bond Fund has an initial charge of up to 2.50% of the Net Asset Value per Share.

\* or the equivalent in any major freely convertible currency of the amounts specified.

The annual management fee rate per class A Share, as currently applied, is disclosed in Appendix II, “List of Share Classes” of the Prospectus.

Some classes of Shares having the same characteristics as class A Shares may be registered and offered in Singapore for Central Provident Fund (CPF) investment only, under the label “SR” Shares. No initial charge and a Management Fee up to 1.30% will apply to SR Shares. Also, different minimum investment amounts may apply.

##### Class C Shares

Funds offering C Shares	Minimum Investment*	Subsequent Investment*	Initial Charge	Redemption/Sales Exit Fee	Management Fee	Distribution Fee
All Fund ranges as applicable	USD 2,500	USD 1,000	0%	0%	Up to 1.50%	Up to 1.00%

\* or the equivalent in any major freely convertible currency of the amounts specified.

Class C Shares are subject to an annual distribution fee of up to 1.00% of the Net Asset Value of the relevant class. This fee is accrued daily and payable quarterly to the General Distributor.

The annual management and annual distribution fee rates per class C Share, as currently applied, are disclosed in Appendix II, "List of Share Classes" of the Prospectus.

### Class D Shares

Class D Shares are available for certain financial intermediaries or institutions in certain countries, or other investors at the Board's, the Management Company's or their delegates' discretion.

Funds offering D Shares	Minimum Investment*	Subsequent Investment*	Initial Charge	Redemption/ Sales Exit Fee	Management Fee	Distribution Fee
Equity Funds	USD 2,500	USD 1,000	Up to 4%	0%	Up to 1.50%	Up to 0.50%
Multi Asset Funds	USD 2,500	USD 1,000	Up to 4%	0%	Up to 1.50%	Up to 0.50%
Bond Funds	USD 2,500	USD 1,000	Up to 3%	0%	Up to 1.50%	Up to 0.50%
Cash Funds	USD 2,500	USD 1,000	0%	0%	Up to 1.50%	n/a
Fidelity Lifestyle Funds	USD 2,500	USD 1,000	Up to 4%	0%	Up to 1.50%	n/a

\* or the equivalent in any major freely convertible currency of the amounts specified.

The annual management fee and annual distribution fee rates per class D Share, as currently applied, are disclosed in Appendix II, "List of Share Classes" of the Prospectus.

### Class E Shares

Funds offering E Shares	Minimum Investment*	Subsequent Investment*	Initial Charge	Redemption/ Sales Exit Fee	Management Fee	Distribution Fee
All Fund ranges as applicable	USD 2,500	USD 1,000	0%	0%	Up to 1.50%	Up to 0.75%

\* or the equivalent in any major freely convertible currency of the amounts specified.

Class E Shares are subject to an annual distribution fee (up to 0.75% of the Net Asset Value of the class), which is accrued daily and payable quarterly to the General Distributor.

The annual management and annual distribution fee rates per class E Share, as currently applied, are disclosed in Appendix II, "List of Share Classes" of the Prospectus.

### Class I Shares

Class I Shares may only be acquired by Institutional Investors who meet the requirements established from time to time by the General Distributor. The I classes of Shares are designed principally for investment of assets of Institutional Investors such as pension funds, charities and local government bodies.

The Board may, in its absolute discretion, delay the acceptance of any subscription/purchase for class I Shares until such date as it has received sufficient evidence of the qualification of the investor as an Institutional Investor. If it appears at any time that a holder of class I Shares is not an Institutional Investor, the Board will switch such Shares into class A Shares in the relevant fund (or in another fund with a similar investment policy if the relevant fund does not issue class A Shares) and notify the relevant Shareholder of such switch.

Funds offering I Shares	Minimum Investment* <sup>1</sup>	Subsequent Investment*	Initial Charge	Redemption/ Sales Exit Fee	Management Fee	Distribution Fee
All Fund ranges as applicable	USD 10,000,000	USD 100,000	0%	0%	Up to 0.80%	n/a
Absolute Return Funds	USD 10,000,000	USD 100,000	0%	0%	Up to 0.80%	n/a

\* or the equivalent in any major freely convertible currency of the amounts specified.

The annual management fee rate per class I Share, as currently applied, is disclosed in Appendix II, "List of Share Classes" of the Prospectus.

Some classes of Shares having the same characteristics as class I Shares may be offered in certain jurisdictions and for certain investors under the label "S" Shares.

### Class J Shares

Funds offering J Shares	Minimum Investment*	Subsequent Investment*	Initial Charge	Redemption/ Sales Exit Fee	Management Fee	Distribution Fee
All Fund ranges as applicable	USD 500,000	USD 100,000	0%	0%	Up to 1.50%	n/a

\* or the equivalent in any major freely convertible currency of the amounts specified.

The annual management fee rate per class J Share, as currently applied, is disclosed in Appendix II, "List of Share Classes" of the Prospectus.

**Class P Shares**

The class P Shares may only be acquired by Institutional Investors who meet the requirements established from time to time by the General Distributor. The P classes of Shares are designed only for investment of assets of pension funds or for pension related investments.

Class P Shares are not available through clearing houses.

Funds offering P Shares	Minimum Investment*	Subsequent Investment*	Initial Charge	Redemption/Sales Exit Fee	Management Fee	Distribution Fee
All Fund ranges as applicable	USD 10,000,000	USD 1,000,000	Up to 1.00%	Up to 1.00%	Up to 0.80%	n/a

\* or the equivalent in any major freely convertible currency of the amounts specified.

The annual management fee rate per class P Share, as currently applied, is disclosed in Appendix II, "List of Share Classes" of the Prospectus.

**Class R Shares**

The class R Shares may only be acquired by Investors who meet the requirements established from time to time by the General Distributor or at the Management Company's discretion.

Class R Shares may be made available through clearing houses under certain conditions at the discretion of the Management Company.

Funds offering R Shares	Minimum Investment*	Subsequent Investment*	Initial Charge	Redemption/Sales Exit Fee	Management Fee	Distribution Fee
All Fund ranges as applicable	USD 100,000,000	USD 1,000,000	0%	up to 1%	Up to 0.80%	n/a

\* or the equivalent in any major freely convertible currency of the amounts specified.

The maximum annual management fee rate per class R Share is disclosed in Appendix II, "List of Share Classes" of the Prospectus.

**Class RA Shares**

The class RA Shares may only be acquired by investors who meet the requirements established from time to time by the General Distributor or at the Management Company's discretion.

Class RA Shares may be made available through clearing houses under certain conditions at the discretion of the Management Company.

Funds offering RA Shares	Minimum Investment*	Subsequent Investment*	Initial Charge	Redemption/Sales Exit Fee	Management Fee	Distribution Fee
All Fund ranges as applicable	USD 100,000,000	USD 2,500	Up to 5.25%	up to 1.00%	Up to 1.50%	n/a

\* or the equivalent in any major freely convertible currency of the amounts specified.

The maximum annual management fee rate per class RA Share is disclosed in Appendix II, "List of Share Classes" of the Prospectus.

**Class RY Shares**

The class RY Shares may only be acquired by Investors who meet the requirements established from time to time by the General Distributor or at the Management Company's discretion.

Class RY Shares may be made available through clearing houses under certain conditions at the discretion of the Management Company.

Funds offering RY Shares	Minimum Investment*	Subsequent Investment*	Initial Charge	Redemption/Sales Exit Fee	Management Fee	Distribution Fee
All Fund ranges as applicable	USD 150,000,000	USD 2,500	0%	up to 1%	Up to 0.80%	n/a

\* or the equivalent in any major freely convertible currency of the amounts specified.

The maximum annual management fee rate per class RY Shares is disclosed in Appendix II, "List of Share Classes" of the Prospectus.

**Class SE Shares**

The class SE Shares may only be acquired by investors who meet the requirements established from time to time by the General Distributor or at the Management Company's discretion.

Class SE Shares are not available through clearing houses.

Funds offering SE Shares	Minimum Investment*	Subsequent Investment*	Initial Charge	Redemption/Sales Exit Fee	Management Fee	Distribution Fee
All Fund ranges as applicable	USD 30,000,000	USD 100,000	n/a	up to 1.00%	Up to <b>0.80%</b>	n/a

\* or the equivalent in any major freely convertible currency of the amounts specified.

The maximum annual management fee rate per class SE Shares, as currently applied, is disclosed in Appendix II "List of Share Classes" of the Prospectus.

Class SE Shares held without approval will be redeemed.

The annual management fee shall be applicable to Class SE Shares for a period of 18 months (or for a longer period at the Management Company's or General Distributor's discretion as notified to Shareholders) after the launch date of the relevant fund. Following the expiry of that period, Class SE Shares are subject to fees agreed between the Management Company and the relevant Shareholders, which will not be greater than the annual management fee specified for the corresponding Class I Shares of the relevant fund.

### Class X Shares

Class X Shares are subject to an alternative charging structure, whereby a fee covering the annual management fee, is levied and collected by the Management Company or a Connected Person directly from the Investors who are clients of Fidelity International and who enter into specific agreement with the Management Company or a Connected Person. No annual management fee will therefore be payable in respect of Class X Shares out of the net assets of the relevant fund. Class X Shares will bear their pro-rata share of the fees payable to the Depositary as well as of other charges and expenses as further described in section 'General Information on Charges and Expenses'.

Class X Shares may only be acquired by Investors who meet the requirements established from time to time by the General Distributor or at the Management Company's discretion.

Funds offering X Shares	Minimum Investment*	Subsequent Investment*	Initial Charge	Redemption/Sales Exit Fee	Management Fee	Distribution Fee
All Fund ranges as applicable	Available on application	USD 100,000	0%	0%	0%	0%

\* or the equivalent in any major freely convertible currency of the amounts specified.

### Class Y Shares

Class Y Shares are available to:

- certain financial intermediaries or institutions for their investment services, which are exclusively remunerated by their clients, and either have separate fee based advisory arrangements with their clients or provide independent advice or discretionary portfolio management;
- other investors or intermediaries at the Board's, the Management Company's or their delegates' discretion.

Funds offering Y Shares	Minimum Investment* <sup>2</sup>	Subsequent Investment*	Initial Charge	Redemption/Sales Exit Fee <sup>1</sup>	Management Fee	Distribution Fee
All Fund ranges as applicable	USD 2,500	USD 1,000	0%	0%	Up to 1.00%	n/a
Absolute Return Funds	USD 2,500	USD 1,000	0%	0%	Up to 0.80%	n/a

#### <sup>1</sup> Exceptions:

A redemption fee of 1% of the Net Asset Value per Share will be applied to redemptions in Fidelity Funds - Multi Asset Target Income 2024 Fund, except for the last calendar month before maturity (22 April 2024 - 22 May 2024) where the 1% redemption or switching fee is waived. At the discretion of the General Distributor such redemption fee may revert to the funds. This shall compensate or at least reduce any potential adverse effect on remaining Shareholders due to a decrease in value of the holdings of the funds as a result of the costs incurred in the sale of the funds' investments to meeting the redemption, including stamp duty and any difference between the buying and selling price of such investments.

<sup>2</sup>Exceptions: Class Y Shares of Fidelity Funds – Global Hybrids Bond Fund have a minimum investment amount of USD 10,000.

\* or the equivalent in any major freely convertible currency of the amounts specified. Distributors may apply different minimum amounts.

The annual management fee rate per class Y Share, as currently applied, is disclosed in Appendix II, "List of Share Classes" of the Prospectus.

### Class W Shares

Class W Shares are available to:

- certain financial intermediaries or institutions for their investment services, which are exclusively remunerated by their clients, and either have separate fee based advisory arrangements with their clients or provide independent advice or discretionary portfolio management;
- other investors or intermediaries at the Board's, the Management Company's or their delegates' discretion.

Distributors may apply different minimum amounts for class W Shares.

In respect of Class W Share classes launched before 1 September 2021:



Funds offering W Shares	Minimum Investment*	Subsequent Investment*	Initial Charge	Redemption/Sales Exit Fee	Management Fee**	Distribution Fee
All Fund ranges as applicable	USD 2,500	USD 1,000	0%	0%	Up to 1.00%	n/a
Absolute Return Funds	USD 2,500	USD 1,000	0%	0%	Up to 0.75%	n/a

\* or the equivalent in any major freely convertible currency of the amounts specified.

\*\* unless otherwise disclosed elsewhere in this Prospectus.

In respect of Class W Share classes launched after 1 September 2021:

Funds offering W Shares	Minimum Investment*	Subsequent Investment*	Initial Charge	Redemption/Sales Exit Fee	Management Fee**	Distribution Fee
All Fund ranges as applicable	USD 2,500	USD 1,000	0%	0%	Up to 1.00%	n/a
Absolute Return Funds	USD 2,500	USD 1,000	0%	0%	Up to 0.80%	n/a

\* or the equivalent in any major freely convertible currency of the amounts specified.

\*\* unless otherwise disclosed elsewhere in this Prospectus.

The annual management fee rate per class W Share, as currently applied, is disclosed in Appendix II, "List of Share Classes" of the Prospectus.

### 2.1.2 List of the Class Sub-Indicators

Class Sub-Indicator	Characteristics
<b>(hedged)</b>	When included in a class of Shares' name, indication that such class of Shares is hedged. With respect to this class of Shares, hedging is used to reduce exposure to currency movements between the class of Shares' currency and the Fund's investments currencies.
<b>([currency pairing]) hedged)</b>	When included in a class of Shares' name, indication that such class of Shares is hedged. With respect to this class of Shares, forward foreign exchange currency contracts, of a size comparable to the class of Shares' Net Asset Value are utilised to reduce exposure to currency movements between the class of Shares' currency and the Fund's Reference Currency.
<b>ACC</b>	When included in a class of Shares' name, indication that such class of Shares is accumulating.
<b>CDIST</b>	When included in a class of Shares' name, indication that such class of Shares is an annually distributing income and capital class of Shares.
<b>CDIST(G)</b>	When included in a class of Shares' name, indication that such class of Shares is an annually distributing gross income and capital class of Shares.
<b>GDIST</b>	When included in a class of Shares' name, indication that such class of Shares is an annually distributing gross income class of Shares.
<b>GMDIST</b>	When included in a class of Shares' name, indication that such class of Shares is a monthly distributing gross income class of Shares.
<b>HMDIST</b>	When included in a class of Shares' name, indication that such class of Shares is a monthly distributing net income class of Shares.
<b>HMDIST(G)</b>	When included in a class of Shares' name, indication that such class of Shares is a monthly distributing gross income class of Shares.
<b>MDIST</b>	When included in a class of Shares' name, indication that such class of Shares is a monthly distributing net income class of Shares.
<b>MDIST(G)</b>	When included in a class of Shares' name, indication that such class of Shares is a monthly distributing gross income class of Shares.
<b>MCDIST</b>	When included in a class of Shares' name, indication that such class of Shares is a monthly distributing net income and capital class of Shares.
<b>MCDIST(G)</b>	When included in a class of Shares' name, indication that such class of Shares is a monthly distributing gross income and capital class of Shares.
<b>MINCOME</b>	When included in a class of Shares' name, indication that such class of Shares is a monthly income class of Shares.
<b>MINCOME(G)</b>	When included in a class of Shares' name, indication that such class of Shares is a monthly gross income class of Shares.
<b>PF</b>	When included in a class of Shares' name, indication that such class of Shares is paying Performance Fees.
<b>QINCOME</b>	When included in a class of Shares' name, indication that such class of Shares is a quarterly income Class of Shares.

Class Sub-Indicator	Characteristics
<b>QINCOME(G)</b>	When included in a class of Shares' name, indication that such class of Shares is a quarterly gross income class of Shares.
<b>QDIST</b>	When included in a class of Shares' name, indication that such class of Shares is a quarterly distributing net income class of Shares.
<b>QDIST(G)</b>	When included in a class of Shares' name, indication that such class of Shares is a quarterly distributing gross income class of Shares.
<b>VMF</b>	Variable Management Fee as described below. Reference in this prospectus to annual management fees or management fees shall include references to the VMF, where the context so requires. When included in a class of Shares' name, indication that such class of Shares is a Variable Share Class.

### Share Classes subject to a Variable Management Fee

The Variable Share Classes are subject to a Variable Management Fee or VMF, in place of the annual management fee applied to other Share classes.

### Class I-VMF Shares

Class I-VMF Shares may only be acquired by Institutional Investors who meet the requirements established from time to time by the General Distributor. The I-VMF class of Shares is designed principally for investment of assets of Institutional Investors such as pension funds, charities and local government bodies.

The Board may, in its absolute discretion, delay the acceptance of any subscription/purchase for class I-VMF Shares until such date as it has received sufficient evidence of the qualification of the investor as an Institutional Investor. If it appears at any time that a holder of class I-VMF Shares is not an Institutional Investor, the Board will switch such Shares into class Y-VMF Shares in the relevant fund (or in another fund with similar investment policy if the relevant fund does not issue class A Shares) and notify the relevant Shareholder of such switch.

Funds offering I-VMF Shares	Minimum Investment* <sup>1</sup>	Subsequent Investment*	Initial Charge	Redemption/Sales Exit Fee	Management Fee	Distribution Fee
All Fund ranges as applicable	USD 10,000,000	USD 100,000	0%	0%	See below table on VMF	n/a

\* or the equivalent in any major freely convertible currency of the amounts specified.

The annual management fee rate per class I-VMF Share, as currently applied, is disclosed in Appendix II, "List of Share Classes" of the Prospectus.

### Class Y-VMF Shares

Funds offering Y-VMF Shares	Minimum Investment* <sup>2</sup>	Subsequent Investment*	Initial Charge	Redemption/Sales Exit Fee <sup>1</sup>	Management Fee	Distribution Fee
All Fund ranges as applicable	USD 2,500	USD 1,000	0%	0%	See below table on VMF	n/a

\* or the equivalent in any major freely convertible currency of the amounts specified. Distributors may apply different minimum amounts.

Class Y-VMF Shares are available to:

- certain financial intermediaries or institutions for their investment services, which are exclusively remunerated by their clients, and either have separate fee based advisory arrangements with their clients or provide independent advice or discretionary portfolio management;
- other investors or intermediaries at the Board's, the Management Company's or their delegates' discretion.

The annual management fee rate per class Y-VMF Share, as currently applied, is disclosed in Appendix II, "List of Share Classes" of the Prospectus.

The VMF comprises of a set base fee (the "Base Fee") and a positive or negative variable element of up to 0.20%, which is calculated daily to the nearest 0.01%. The variable element of the VMF is calculated based on the performance of each Share of the relevant Share class relative to that of its Market Index over the same period.

The period used to assess the performance of a Variable Share Class and Market Index is the lesser of: (i) the time since launch of the Share Class; or (ii) the previous 3 years (the "Performance Period"). The difference between the value (inclusive of income distributions previously paid out) at the beginning of Performance Period compared to the value (inclusive of income distributions previously paid out) at the end of the Performance Period for each of the relevant Variable Share Class and the Market Index form the basis of the calculation of the variable element of the VMF.

The Market Index and the Base Fee for each Variable Share Class is set out in the table below, together with the range of the variable element of the VMF and the resulting maximum and minimum VMF.

Share Class Name	Market Index	Market Index Administrator	Base Fee	Variable Element	Maximum VMF	Minimum VMF
FF - America Fund Y-VMF-ACC-Euro	S&P 500 (Net)	S&P Dow Jones Indices LLC	0.70%	Between -0.20% and +0.20%	0.90%	0.50%
FF - America Fund Y-VMF-ACC-USD	S&P 500 (Net)	S&P Dow Jones Indices LLC	0.70%	Between -0.20% and +0.20%	0.90%	0.50%

Share Class Name	Market Index	Market Index Administrator	Base Fee	Variable Element	Maximum VMF	Minimum VMF
FF - Emerging Markets Focus Fund I-VMF-ACC-USD	MSCI Emerging Markets Index (Net)	MSCI Limited	0.70%	Between -0.20% and +0.20%	0.90%	0.50%
FF - Emerging Markets Focus Fund Y-VMF-ACC-USD	MSCI Emerging Markets Index (Net)	MSCI Limited	0.70%	Between -0.20% and +0.20%	0.90%	0.50%
FF - European Growth Fund Y-VMF-ACC-Euro	MSCI Europe Index (Net)	MSCI Limited	0.70%	Between -0.20% and +0.20%	0.90%	0.50%
FF - European Larger Companies Fund Y-VMF-ACC-Euro	MSCI Europe Index (Net)	MSCI Limited	0.70%	Between -0.20% and +0.20%	0.90%	0.50%
FF - World Fund Y-VMF-ACC-Euro	MSCI World Index (Net)	MSCI Limited	0.70%	Between -0.20% and +0.20%	0.90%	0.50%

Where the performance of the relevant Variable Share Class is equal to that of the Market Index, the variable element will be zero and the VMF will equal the Base Fee. The variable element will also be zero during the first 90 days after launch of each Variable Share Class.

Where a Variable Share Class has outperformed the Market Index, a positive adjustment of the Base Fee will take place. This positive adjustment will apply on a sliding scale, so that for each 1% (or fraction thereof) of outperformance against the Market Index, the variable element of the VMF will increase by 0.033%, up to a maximum variable element of 0.20% above the Base Fee.

Similarly, where the performance of the Share class has underperformed the Market Index, a negative adjustment of the Base Fee will take place. This negative adjustment will apply on a sliding scale so that for each 1% (or fraction thereof) of underperformance against the Market Index, the variable element will decrease by 0.033%, up to a maximum variable element of 0.20% below the Base Fee.

#### Market Indices

The relevant Market Index has been selected by the Investment Manager as appropriate to calculate the VMF of the relevant Variable Share Class. However, and for the avoidance of doubt, the selection of a Market Index for this purpose should not necessarily be considered as indicative of a specific investment style.

The value attributed to each Market Index is on the basis of a total return. This means that the value will reflect the reinvestment of dividends. The Market Index used will also reflect an appropriate application of dividend withholding tax. This means that where the relevant fund could invest in the securities of the Market Index, without being subject to withholding tax on dividends, the Market Index used will also be without adjustment for withholding taxes. Where the relevant fund would have withholding tax applied on any payment of dividends, this will also be reflected in the version of the Market Index used. Where there is not a readily available version of the Market Index applying the correct withholding tax treatment, the Investment Manager will adjust the calculation to take account of the relevant applicable withholding taxes.

The Management Company, the Investment Manager and the relevant index provider(s) will not be liable (in negligence or otherwise) to any Shareholder for any error, delay or change in the provision, availability, composition, calculation or transmission of any index and shall not be obliged to advise any Shareholder of the same.

The Fund, the Management Company and the Investment Manager are not sponsored, endorsed, sold or promoted by the relevant index provider(s) and the index provider(s) make(s) no warranty, representation or judgment about the Fund, the Management Company, the Investment Manager or the use of any index.

The Management Company will maintain a contingency plan setting out the actions to be taken in the event that a market index changes materially or ceases to be provided.

#### Note to Investors

As outlined above, the variable element of the VMF is based on the difference in performance of the Variable Share Class compared to the Market Index. As a result, the VMF will vary based on the relevant Share class performance relative to the Market Index performance, calculated at the beginning and end of each Performance Period, rather than being based on increases or decreases in the NAV of the relevant Share class during that period.

The difference in performance between the Variable Share Class and the Market Index is calculated by reference to their values at the beginning and end of each Performance Period.

Examples of the VMF payable:

Share Class Return	Market Index Return	Outperformance / Underperformance	Base Fee	Variable Element	VMF
15.0%	5.0%	9.5%	0.70%	0.20%	0.90%
10.0%	5.0%	4.8%	0.70%	0.16%	0.86%
5.0%	5.0%	0.0%	0.70%	0.00%	0.70%
0.0%	5.0%	-4.8%	0.70%	-0.16%	0.54%
0.0%	-5.0%	5.3%	0.70%	0.17%	0.87%
-5.0%	5.0%	-9.5%	0.70%	-0.20%	0.50%
-5.0%	-10.0%	5.6%	0.70%	0.18%	0.88%

Share Class Return	Market Index Return	Outperformance / Underperformance	Base Fee	Variable Element	VMF
-10.0%	-20.0%	12.5%	0.70%	0.20%	0.90%

Outperformance/underperformance values are calculated to ensure they are proportionate, compoundable and convertible. This calculation is expressed as follows:

$$\text{Outperformance/Underperformance} = \frac{1 + \text{Share Class Return}}{1 + \text{Market Index Return}} - 1$$

For each 1% of the outperformance/underperformance, the variable element will increase or decrease by 0.033% to a maximum of 0.20% or a minimum of -0.20%.

#### Performance Fee Disclosure for Certain Absolute Return Funds

Classes A-PF-ACC, E-PF-ACC, I-PF-ACC, W-PF-ACC and Y-PF-ACC Shares have the same characteristics as class A, I and Y Shares except for the current max annual management fee described below.

Fund Type	Current Maximum Annual Management Fee (performance fee structure)								Market Index Administrator
	Class A-PF-ACC	Class E-PF-ACC	Class I-PF-ACC	Class Y-PF-ACC	Class W-PF-ACC	Performance fee rate	Hurdle Rate	Cash Index*	
Fidelity Funds - Absolute Return Multi Strategy Fund	1.05	n/a	0.55	0.55	n/a	10%	n/a	Secured Overnight Financing Rate	Federal Reserve Bank of New York
Fidelity Funds - Absolute Return Asian Equity Fund	1.50	n/a	0.80	0.80	n/a	15%	n/a	Secured Overnight Financing Rate	Federal Reserve Bank of New York
Fidelity Funds - Absolute Return Global Equity Fund	1.50	1.50	0.80	0.80	0.80	15%	n/a	Secured Overnight Financing Rate	Federal Reserve Bank of New York

\*For currency hedged Share classes an appropriate cash index is used, denominated in the reference currency of the Share class.

As shown in the table, the Investment Manager may earn a performance fee. The methodology is fully explained under Part IV Investment Management Fee and Performance Fee Methodology. For the purpose of calculating the relevant performance fee, the performance fee rate and market index ("Market Index") for each fund is shown above.

For the avoidance of doubt, the abovementioned Market Indices are solely used for performance fee calculation purposes, and they should therefore under no circumstances be considered as indicative of a specific investment style.

The Management Company, the Investment Manager and the relevant Market Index provider(s) will not be liable (in negligence or otherwise) to any Shareholder for any error, delay or change in the provision, availability, composition, calculation or transmission of any Market Index and shall not be obliged to advise any Shareholder of the same.

The Fund, the Management Company and the Investment Manager are not sponsored, endorsed, sold or promoted by the relevant Market Index provider(s) and the Market Index provider(s) make(s) no warranty, representation or judgment about the Fund, the Management Company, the Investment Manager or the use of any Market Index.

#### Minimum Holding

For all classes of Shares the minimum value of a holding at any time must amount to the gross minimum initial investment applicable to the particular class of Shares of that fund. If the holding of a Shareholder in a class of Shares is below such minimum initial investment the Board may proceed to a compulsory redemption of all their Shares in accordance with the procedure described under Part III, 3.4. "Eligible Investors and Restriction on Ownership" of the Prospectus.

#### Hedged Share Classes

The Board has made currency hedged Share classes available for some funds. These Share classes utilise forward foreign exchange contracts to hedge undesired currency risk.

It is important to note that hedging transactions are implemented irrespective of whether a fund's Reference Currency - or the currency of individual securities held - is declining or increasing in value relative to other currencies. Where such hedging is undertaken it may substantially protect investors in the relevant class(es) against a decrease in the currency value of the underlying portfolio holdings relative to the Principal Dealing Currency, but it may also preclude investors from benefiting from an increase in the currency value of the underlying portfolio holdings. There can also be no assurance that the hedging employed will fully eliminate all currency risk for investors.

While currency movements will naturally impact the Net Asset Value and the performance of a hedged Share class versus an unhedged Share class within the same fund, performance will also be affected by factors such as interest rate differentials, as well as associated transaction and collateral administration costs.

There are two primary types of currency hedging:

**1. Fund Reference Currency hedging (Translation hedging)**

Forward foreign exchange currency contracts, of a size comparable to the Share class Net Asset Value, are utilised to hedge the fund Reference Currency only, plus or minus the costs of hedging, such as but not limited to interest rate differential for reference currency hedging. These Share classes are labelled with a currency pairing in brackets at the end of the Share class name, for example, "(EUR/USD hedged)". In this case, the hedged share class aims to replicate the USD performance of the fund in EUR.

**2. Currency look-through hedged Share classes**

**a) Currency look-through to the underlying portfolio (Look-through to underlying portfolio)**

This aims to hedge the underlying currency effects at an individual security level so investors receive the market returns of a security in their Principal Dealing Currency without the associated currency contribution.

**b) Look-through hedging with reference to the currency exposure of a reference index (Look-through to fund reference index)**

This is implemented in instances where the Investment Manager seeks to add value by actively deviating from the currency positions of a reference index. Hedging the fund's currency exposure to its reference index - rather than the fund's underlying securities - preserves the impact of the Investment Manager's active currency positions while hedging the remaining undesired currency risk.

**c) Look-through with customised hedging (Custom hedging)**

In some hedged Share classes of funds which invest across a range of asset classes, only the currency exposures arising from specific asset class(es) (for example, fixed income) are hedged.

For more information on potential risk considerations relating to currency hedging, investors should refer to Part I, 1. Fund Information, 1.2. Risk Factors in the Prospectus. A list of instruments that can be used to carry out currency hedging transactions can be found in the investment policy for each range of funds in Part I, 1. Fund Information in the Prospectus.

A detailed list of all hedged Share classes available per fund at the time of this Prospectus can be found in Appendix II, "List of Share Classes" at the end of the Prospectus.

## 2.2. Share Dealing

### Dealing Procedures

Shares can normally be purchased, sold or switched with any of the Distributors or be subscribed for or redeemed or switched with the Management Company as further detailed below.

Shareholders' attention is drawn to the fact that different procedures may apply if dealing in Shares is made through Distributors. For further information on these, please contact your usual contact at FIL Group.

### Single Price

There is a single price for buying and selling Shares which represents the Net Asset Value of the relevant Share. If applicable, an initial charge is added in the case of purchases and a switch charge in the case of switches. If applicable, a redemption fee is deducted in the case of redemptions. For class I Shares a dilution levy might also be applied.

### Contract Notes

Contract notes will normally be issued within 24 hours of the allocation of Shares in case of purchases or of the price being determined in case of redemptions and switches.

### Dealing Cut-Off Times

Standard dealing cut-off times are shown in the table below.

Standard dealing cut-off times	
Central European Time	UK Time
4.00 pm	3.00 pm

Non-standard dealing cut-off times	
Central European Time	UK Time
1.00 pm	12.00 noon

Other dealing cut-off times may be agreed with local Distributors and/or sub-transfer agent(s).

Funds with non-standard dealing cut-off time	
All funds within the Institutional Reserved Fund range	
Fidelity Funds – Absolute Return Asian Equity Fund	Fidelity Funds – Emerging Asia Fund
Fidelity Funds – ASEAN Fund	Fidelity Funds – EURO STOXX 50® Fund
Fidelity Funds – Sustainable Asia Equity Fund	Fidelity Funds – Greater China Fund

Funds with non-standard dealing cut-off time	
Fidelity Funds – Asia Pacific Dividend Fund	Fidelity Funds – Greater China Fund II
Fidelity Funds – Asia Pacific Multi Asset Growth & Income Fund	Fidelity Funds – Greater China Multi Asset Growth & Income Fund
Fidelity Funds – Asia Pacific Opportunities Fund	Fidelity Funds – India Focus Fund
Fidelity Funds – Asian Bond Fund	Fidelity Funds – Indonesia Fund
Fidelity Funds – Asian Equity Fund	Fidelity Funds – Sustainable Japan Equity Fund
Fidelity Funds – Asian High Yield Fund	Fidelity Funds – Japan Advantage Fund
Fidelity Funds – Asian Smaller Companies Fund	Fidelity Funds – Japan Aggressive Fund
Fidelity Funds – Asian Special Situations Fund	Fidelity Funds – Japan Smaller Companies Fund
Fidelity Funds – Asia Pacific Strategic Income Fund	Fidelity Funds – Malaysia Fund
Fidelity Funds – Australian Dollar Cash Fund	Fidelity Funds – Pacific Fund
Fidelity Funds – Australian Diversified Equity Fund	Fidelity Funds – Singapore Fund
Fidelity Funds – China Consumer Fund	Fidelity Funds – Sterling Cash Fund
Fidelity Funds – China Focus Fund	Fidelity Funds – Sustainable Asian Bond Fund
Fidelity Funds – China Government Bond Fund	Fidelity Funds – Sustainable China A Shares Fund
Fidelity Funds – China High Yield Fund	Fidelity Funds – Taiwan Fund
Fidelity Funds – China Innovation Fund	Fidelity Funds – Thailand Fund
Fidelity Funds – China RMB Bond Fund	Fidelity Funds – US Dollar Cash Fund
Fidelity Funds – Euro Cash Fund	

## 2.2.1. HOW TO BUY SHARES

### Applications

Investors buying Shares for the first time have to complete an application form. The instructions for subsequent purchases must normally contain full details of registration, the name of the fund(s), class(es) of Shares, settlement currency(ies) and the value of Shares to be bought. Purchase instructions will normally only be fulfilled on banker's notification of receipt of cleared monies.

In case of joint holding and unless specifically stated in writing at the time of application, any one of the registered joint Shareholders is authorised to sign any documents or to give instructions in connection with that holding on behalf of the other joint Shareholders. Such authorisation shall remain in force unless notice of its termination is received under separate cover by the Distributor.

Completed applications with cleared monies received by a Distributor or the Management Company, where the investor is subscribing for Shares directly from the Management Company, on a day that the Distributor and the Management Company (or the Management Company alone if the application is addressed to it) are open for business before the appropriate dealing cut-off times on a Valuation Date will normally be fulfilled that day at the next calculated Net Asset Value of the relevant share plus any applicable initial charge.

Normally, the Management Company and/or the relevant Distributor do not accept from, or make payments to, persons other than the registered Shareholder or any of the joint Shareholders.

The Management Company may delay the processing of the applications until receipt of all the documents it may request to comply with the applicable laws and regulations.

### Price

The purchase price comprises the Net Asset Value of Shares of the relevant class calculated on a Valuation Date plus the applicable initial charge. The number of Shares will be rounded up or down to the nearest one-hundredth of a Share.

Details of the most recent Net Asset Value of Shares in each class may be obtained from each Distributor or the Management Company. Details of the most recent Net Asset Value for the Reserved Funds may only be obtained from the Management Company. The Net Asset Values of the appropriate classes are published in such manner as decided from time to time by the Management Company.

### Subscription in Specie

The purchase price, excluding any sales commission, may be paid by contributing to the relevant fund securities consistent with the investment policy and investment restrictions of the relevant fund. This is subject to approval of the Board and all applicable laws and regulations, notably with respect to the issuance of a special report from the approved statutory auditor of the Fund, which may also be specifically requested by the Board.

The specific costs for such purchase in specie, in particular the costs of the special report will normally be borne by the purchaser, or a third party.

### Currencies

Investors may place orders for Shares with Distributors in any of the major freely convertible currencies in addition to the Principal Dealing Currency of the individual funds and/or classes of Shares. Investors may contact the Distributors for information about such currencies. The Distributors may publish details of other currencies which will be accepted. Foreign exchange transactions required to handle client purchases/redemptions may be aggregated and will be carried out by FIL Group's central treasury department on an arm's length basis through certain FIL Group companies from which a benefit may be derived by such companies. Settlement must be made in the currency in which the order was placed.

Investors subscribing for Shares direct through the Management Company may only settle in one of the Principal Dealing Currencies of the applicable fund or class.

In case of compulsory redemption of Shares by the Fund, subject to the conditions set out in the Articles of Incorporation, the relevant investment will be automatically redeemed in the Principal Dealing Currency (unless otherwise specifically decided by the Board or instructed by the relevant Shareholder) free from any redemption charge at the Net Asset Value per Share calculated, and the proceeds will be returned to the relevant Shareholder's bank account.

### Settlement

Settlement should be made by electronic bank transfer net of bank charges. Payment should be made to the bank account published by the Distributor as appropriate to the currency of settlement.

Other methods of payment require the prior approval of the Distributor or the Management Company. Where payments are accepted by cheque (or where an electronic bank transfer does not result in the immediate receipt of cleared funds), processing of the application will usually be deferred until cleared monies are received. Cleared monies will be invested net of bank collection charges.

Shareholders should normally allow at least three Business Days before further switching, selling or redeeming their Shares after purchase or subscription.

The full ownership of Shares will normally be transferred to the investor upon receipt of cleared monies.

### Form of Shares

Class A, E, Y-VMF and Y Shares are issued in registered form in the name of the subscriber or made available through Clearstream Banking unless shown otherwise in the notes of the respective funds in Part I of the Prospectus. Class C, I and P Shares are issued in registered form. Class P and SE Shares are not available through the clearing houses and Class I-VMF, I, R, RA, RY and X Shares may be available through the clearing houses subject to eligibility and Distributor acceptance. The Fund no longer issues bearer Shares, following the decision taken by the Board on 14 May 1996. Registered Shares are held on a register established by the Fund or its delegate in the investor's name. No Share certificates are issued.

Certification of the registered holding may be requested and will be mailed within approximately four weeks after payment for the Shares and provision of registration details to the Distributor or the Management Company.

### Anti-Money Laundering and Counter-Terrorist Financing Legislation

Pursuant to the Luxembourg law of 5 April 1993 relating to the financial sector (as amended), the Luxembourg law of 12 November 2004 relating to money laundering and counter terrorist financing (as amended), and the CSSF Regulation No. 12-02 of 14 December 2012 implementing a legally binding reinforcement of the regulatory framework (as amended), as well as associated circulars of the Luxembourg supervisory authority, obligations have been imposed on the Fund to take measures to prevent the use of investment funds for money laundering and terrorist financing purposes.

Within this context a procedure for the identification of investors and where relevant any beneficial owners has been established by the Management Company and/or the relevant Distributor. That is, the application form of an investor must be accompanied by such identification documents as determined from time to time. Investors may also be requested to provide additional or updated identification documents from time to time pursuant to ongoing client due diligence requirements under relevant laws and regulations. Such information may include source of wealth and profession. Failure to provide documentation may result in delay in investment or the withholding of sale proceeds.

If you have any questions regarding the identification documentation required, you should contact the Management Company or your usual contact at FIL Group.

## 2.2.2. HOW TO SELL SHARES

### Instructions to Sell

Instructions to sell registered Shares should be addressed to a Distributor or to the Management Company. The instructions must contain full details of registration, the name of the fund(s), class(es) of Shares, settlement currency(ies), the number or value of Shares to be sold and bank details. Instructions received on a day that the Distributor or the Management Company is open for business, before the appropriate dealing cut-off times on a Valuation Date, are normally dealt with that day at the next calculated Net Asset Value of the relevant class. Normally, the Management Company and/or the relevant Distributor do not accept from, or make payments to, persons other than the registered Shareholder or any of the joint Shareholders.

Holders of registered Shares should submit signed written instructions. In case of joint holding and unless specifically stated in writing at the time of application, one of the registered joint Shareholders is authorised to sign any documents or give instructions in connection with that holding on behalf of the other joint Shareholders. Such authorisation shall remain in force unless notice of its termination is received under separate cover by the Distributor or the Management Company.

The minimum value of a shareholding in any one fund must amount to the minimum initial investment. If the holding by any Shareholder in a fund is below the amount specified as being the minimum initial investment, then the Fund may proceed to a compulsory redemption of all their Shares held in such fund in accordance with the Articles of Incorporation.

## Settlement

Settlement will normally be made by electronic bank transfer. The Management Company will aim to make settlement payments within three Business Days (without however exceeding 5 Business Days) after receipt of written instructions. Exceptions currently apply in relation to the funds listed below. If in exceptional circumstances it is not possible to make the payment within the relevant period, then such payment shall be made as soon as reasonably practicable thereafter but without interest. In addition, different settlement periods may apply if settlement is made via local correspondent banks, paying agents or other agents. Settlement amounts may be subject to bank charges levied by the Shareholder's own (or a correspondent) bank. Payment will be made in one of the Principal Dealing Currencies of the relevant class of Share or may also be made in one of the major freely convertible currencies if requested by the Shareholder(s) at the time of instruction.

Exceptions: funds for which settlement will normally be made within five Business Days	
Fidelity Funds – Asian High Yield Fund	Fidelity Funds – India Focus Fund

## Price

A sales exit fee or a redemption fee of up to 1.00% of the Net Asset Value inclusive of expenses can be levied on class P Shares, either of which fee will revert to the General Distributor. Currently, no sales exit fee or redemption fee is applied to any of the other classes. [However, the right is reserved to charge a sales exit fee or a redemption fee on certain other classes, not exceeding 1.00% of the Net Asset Value, unless an exception is specified for a class in section 2.1. Classes of Shares in Part II of the Prospectus, if the Directors so determine in the future, which fee will revert to the General Distributor. In the case of a redemption fee being applied to any other class, the Prospectus shall be updated and the investors duly informed.]

## Redemption in Specie

The Fund and/or the Management Company shall have the right, if the Board and/or the Management Company so determines, to satisfy payment of the redemption price to any Shareholder requesting redemption of any of their Shares in specie (but subject to the consent of the Shareholder in the case of Shares valued at less than USD 100,000) by allocating to the holder investments from the pool of assets set up in connection with such class or classes of Shares equal in value (calculated in the manner described in Article 22 of the Articles of Incorporation) as of the Valuation Date on which the redemption price is calculated to the value of the Shares to be redeemed. The nature and type of assets to be transferred in such case shall be determined on a fair and reasonable basis and without prejudicing the interests of the other holders of Shares of the relevant class or classes of Shares and the valuation used shall be confirmed by a special report of the auditor to the extent required by law or regulation or by the Board. The costs of any such transfers shall normally be borne by the transferee.

## 2.2.3. HOW TO SWITCH

### Class A Shares

Shareholders may switch some or all of their Shares in one fund or class of Shares into another fund or class of Shares if they satisfy the applicable minimum investment requirements for the existing and new funds or class of Shares.

### Class C Shares

Shareholders may switch some or all of their class C Shares of one fund into class C Shares of another fund provided they are in issue.

### Class D Shares

Shareholders may switch some or all of their class D Shares of one fund into class D Shares of another fund provided they are in issue.

### Class E Shares

Shareholders may switch some or all of their class E Shares of one fund into class E Shares of another fund provided they are in issue.

### Class I Shares

Shareholders may switch some or all of their class I Shares or Class I-VMF Shares of one fund into class I Shares and /or Class I-VMF Shares of another fund provided they are in issue.

### Class J Shares

Shareholders may switch some or all of their class J Shares of one fund into class J Shares of another fund provided they are in issue.

### Class P Shares

Shareholders may switch some or all of their class P Shares of one fund into class P Shares of another fund provided they are in issue.

### Classes R, RA, RY and SE Shares

Shareholders of classes R, RA, RY and SE Shares may only switch these shares in certain circumstances and at the Management Company's discretion.



### Class X Shares

Shareholders may switch some or all of their class X Shares of one fund into class X Shares of another fund provided they are in issue.

### Class Y Shares

Shareholders may switch some or all of their class Y Shares or class Y-VMF Shares of one fund into class Y Shares and /or class Y-VMF Shares of another fund provided they are in issue.

Notwithstanding the rules mentioned above for classes C to Y Shares, the Board or its delegate may, at its discretion, and with respect to the eligibility requirements described within the Prospectus, decide to accept instructions to switch Shares of one fund into Shares of another class of Shares in another fund, or within the same fund, provided that all Shareholders of a particular class requesting such instructions to switch on the same Valuation Date are treated equally.

### Procedures

Instructions to switch Shares should be addressed to a Distributor or the Management Company. Instructions should include full account details and the number or value of Shares to be switched between named funds and classes. In case of joint holding and unless specifically stated in writing at the time of application, one of the registered joint Shareholders is authorised to sign any documents or give instructions in connection with that holding on behalf of the other joint Shareholders. Such authorisation shall remain in force unless notice of its termination is received under separate cover by the Distributor or the Management Company.

Shareholders may not be registered as the owner of the new Shares of the fund into which the Shareholders have switched until the Distributor or the Management Company has received renunciation for the Shares of the fund from which the Shareholders have switched. Shareholders should normally allow up to three Business Days after receipt of completed instructions by the Distributor or the Management Company before selling or switching the new Shares into another fund. An exception currently applies to Fidelity Funds – Taiwan Fund. Shareholders of this fund must allow six Business Days following receipt by the Distributor of completed documentation before selling or further switching into another fund.

### Amounts to be Switched

The minimum value of a shareholding in any one fund must amount to the minimum initial investment.

Shareholders must therefore switch the appropriate minimum initial investment or, where investing in a fund where they have an existing shareholding, the appropriate minimum subsequent investment. When switching a partial holding, the minimum value of the remaining holding should equate to the minimum initial investment.

### Price

Switching instructions received on a day that the Distributors or the Management Company are open for business before the appropriate dealing cut-off times on a Valuation Date, are dealt with at the Net Asset Value calculated that day for each of the relevant funds. Switching instructions received before the relevant dealing cut-off times on a day which is not a Valuation Date for one or both funds will be executed on the next Valuation Date for that fund. If a Shareholder switches from a fund with a 4.00pm Central European Time (3.00 pm UK time) dealing cut-off point into a fund with an earlier cut-off point of 1.00pm Central European Time (12.00 noon UK time), the Buy side of the switch may be dealt with at the Net Asset Value calculated on their respective next following Valuation Date. Switch fees are applied to certain funds outlined in the table below, and paid to the General Distributor.

		INTO	
		Class of Shares with no initial charge	All other classes of Shares
F R O M	Class of Shares with no initial charge	0%	Up to the full initial charge of the class to be switched into
	All other classes of Shares	0%	Up to 1.00% of the Net Asset Value

*A switching fee of 1% of the Net Asset Value per Share will be applied to all switches from the Shares in Fidelity Funds - Multi Asset Target Income 2024 Fund into Shares within the same fund or in other funds of the Fund except for the last calendar month before maturity (22 April 2024 - 22 May 2024) where the 1% redemption or switching fee is waived. At the discretion of the General Distributor such switching fee may revert to the funds. This shall compensate or at least reduce any potential adverse effect on remaining Shareholders due to a decrease in value of the holdings of the funds as a result of the costs incurred in the sale of the funds' investments to meeting the switch, including stamp duty and any difference between the buying and selling price of such investments.*

Switching fees will be applied to all switches (where applicable) between funds and between classes of Shares within a fund. No switching charges apply to switches into or between funds in the Reserved Funds range.

The currency exchange rate to be applied where the prices of the relevant funds are denominated in different currencies is that for Share purchases on the relevant day. The number of Shares will be rounded up or down to the nearest one-hundredth of a Share.

## 2.3. Calculation of the Net Asset Value

The Net Asset Value of each fund is determined in the Reference Currency of the respective fund in accordance with the Articles of Incorporation. The Net Asset Value of each class is determined in the Principal Dealing Currency of the respective class.

The Net Asset Value per Share of each fund, and, if applicable, of each class of Shares of such fund, is calculated by determining first, if appropriate, the proportion of the net assets of the relevant fund attributable to each class of Shares, thereby taking account of the ongoing distribution charge payable by Class E Shares. Each such amount will be divided by the number of Shares of the relevant class then outstanding as at close of business to the extent feasible.

The Articles of Incorporation contain valuation regulations which provide that for the purpose of determining Net Asset Value:

- a. of funds other than Cash funds
  1. the value of any cash in hand or on deposit, bills and demand notes and accounts receivable, prepaid expenses, cash dividends and interest declared or accrued and not yet received shall be deemed to be the full amount thereof, unless in any case the same is unlikely to be paid or received in full, in which case the value thereof shall be arrived at after making such discount as Directors or their delegate may consider appropriate in such case to reflect the true value thereof;
  2. the value of transferable securities, money market instruments and financial derivative instruments are valued on the basis of the last available price of the relevant stock exchange or Regulated Market on which these securities or assets are traded or admitted for trading. Where such securities or other assets quoted or dealt in on one or more than one stock exchange or Regulated Market, the Board or its delegate shall adopt policies as to the order of priority in which such stock exchanges or other Regulated Markets shall be used for the provisions of prices of securities or assets;
  3. if a transferable security or money market instrument is not traded or admitted on any official stock exchange or an Regulated Market, or in the case of transferable securities or money market instruments so traded or admitted where the last available price is not representative of their fair market value, the Board or its delegate shall proceed on the basis of their reasonably foreseeable sales price, which shall be valued with prudence and in good faith;
  4. the financial derivative instruments which are not listed on any official stock exchange or traded on any other Regulated Market will be valued in accordance with market practice;
  5. units or shares of undertakings for collective investment, including funds, shall be valued on the basis of their last available Net Asset Value, as reported by such undertakings; and
  6. liquid assets and money market instruments may be valued at nominal value plus any accrued interest at mark-to-market or mark-to-model, or on an amortised cost basis under certain limited conditions (including for instruments with low residual maturities when deemed allowed to gain an appropriate approximation of the price of the instrument) provided that escalation procedures are in place to ensure corrective actions are promptly taken when the amortised cost no longer provides a reliable approximation of the price of the instrument. All other assets, where practice allows, may be valued in the same manner.
- b. of Cash funds:
  1. the value of any cash on hand or on deposit, bills and demand notes and accounts receivable, prepaid expenses, cash dividends and interest declared or accrued as aforesaid, and not yet received shall be deemed to be the full amount thereof, unless, however, the same is unlikely to be paid or received in full, in which case the value thereof shall be determined after making such discount as the Board may consider appropriate in such case to reflect the true value thereof;
  2. Shares or units of Money Market Funds shall be valued at their last available net asset value as reported by such money market funds;
  3. liquid assets and Money Market Instruments will be valued at Mark-to-Market or Mark-to-Model where the use of mark-to-market is not possible or the market data is not of sufficient quality; and
  4. any assets or liabilities in currencies other than the Fund currency will be converted using the relevant spot rate quoted by a bank or other recognised financial institution.

In addition, the Net Asset Value per Share of Share classes within the Cash funds shall be made available on the internet of the Management Company site on a daily basis and rounded to the nearest four decimal places.

If any of the aforementioned valuation principles do not reflect the valuation method commonly used in specific markets or if any such valuation principles do not seem accurate for the purpose of determining the value of the Fund's assets, the Board or its delegate may adopt different valuation principles in good faith and in accordance with generally accepted valuation principles and procedures.

For example, if a market in which the Fund invests is closed at the time the Fund is valued, the latest available market prices may not accurately reflect the fair value of the Fund's holdings. This might be the case if other markets which are open at the Fund's valuation point, and with which the closed market is highly correlated, have experienced price movements (subsequent to the time of closure of the market in which the Fund has invested). Other factors may also be taken into account when considering the fair value of holdings in a market which is closed. Failure to adjust those closing prices to fair values could be exploited by some investors at the expense of long term shareholders in an activity known as market timing.

Accordingly, the Board or its delegates may adjust the last available market price to take account of market and other events which occur between the relevant market closing and the point at which the Fund is valued. Such adjustments are made on the basis of an agreed policy and set of procedures which are transparent to the Fund's depository and auditors. Any adjustment is applied consistently across the funds and Share classes.

Other situations, including where a holding has been suspended, has not traded for some time or for which an up to date market price is not available will be subject to a similar adjustment process. Investors should note that it may be the case that payments to be made to a fund such as those in respect of a class action may not be included in the Net Asset Value of a fund until actually received owing to the inherent uncertainty surrounding such payments.

The value of all assets and liabilities not expressed in the Reference Currency of a fund or the Principal Dealing Currency of a class will be converted into the Reference Currency of such fund or the Principal Dealing Currency of such class at rates last quoted by any major bank. If such quotations are not available, the rate of exchange will be determined in good faith by or under procedures established by the Board.

The assets relating to a fund means the assets which are attributed to that fund less the liabilities attributed to that fund and where any asset or liability of the Fund cannot be considered to be attributed to a fund such asset or liability shall be allocated to the assets or liabilities relating to all the funds or all the relevant funds pro rata to the Net Asset Values thereof. Liabilities are binding on the relevant fund only provided, however, under exceptional circumstances the Board may undertake joint and several obligations which may be binding upon several or all funds if this is in the interest of the Shareholders concerned.

Calculations of Net Asset Value are made by the Management Company and are made generally in accordance with generally accepted accounting principles and international standards. In the absence of bad faith, negligence or manifest

error, every decision in calculating Net Asset Values taken by the Management Company will be final and binding on the Fund and on present, past and future Shareholders.

## 2.4. Price Adjustment Policy (Swing Pricing)

Large transactions in or out of a fund can create "dilution" of a fund's assets because the price at which an investor buys or sells Shares in a fund may not entirely reflect the dealing and other costs that arise when the portfolio manager has to trade in securities to accommodate large cash inflows or outflows. In order to counter this and enhance the protection of existing Shareholders, the Board and/or the Management Company has adopted a swing pricing policy to counter the impact of dealing and other costs on occasions when these are deemed to be significant, and allow price adjustments as part of the regular daily valuation process. The policy is reviewed on an annual basis.

If on any dealing day the aggregate net transactions in Shares of any of the funds exceed a threshold set by the Board from time to time for each fund, the asset value may be adjusted upwards or downwards as applicable to reflect the costs (the "Costs") that may be deemed to be incurred in liquidating or purchasing investments to satisfy net daily transactions at fund level. These Costs may include but are not limited to spreads, brokerage fees, transaction tax, commission and transaction costs. The threshold is set by the Board and/or the Management Company taking into account factors such as the prevailing market conditions, the estimated dilution Costs and the size of the funds, the application of which will be triggered mechanically and on a consistent basis. The adjustment will be upwards when the net aggregate transactions result in net subscriptions flows. The adjustment will be downwards when the net aggregate transactions result in net redemption flows. The adjusted asset value will be applicable to all transactions on that day.

Some of the funds are currently co-managed, the aggregated groups of assets are referred to as a 'pool'. Individual funds may have their assets invested via one or more pools. For the purposes of operating a price adjustment policy, the Board may decide that a threshold for adjusting prices be established at pool level.

The price adjustment, based on both normal net dealings and market volatility, will not exceed 2% of the original Net Asset Value. The actual level of adjustment will be set periodically by a dedicated committee, to which the Board has delegated specific powers. However, whilst the price adjustment is normally not expected to exceed 2%, the Board and/or the Management Company may decide to increase this adjustment limit in exceptional circumstances (such as high net dealings or high market volatility) to protect Shareholders' interests. As any such price adjustment will be dependent on aggregate net transactions in Shares, it is not possible to accurately predict whether it will occur at any future point in time and consequently how frequently it will need to be made. Shareholders will be notified of such a decision to increase this adjustment limit via notice on [www.fidelityinternational.com](http://www.fidelityinternational.com).

## 2.5. Co-Management of Assets

For the purpose of effective management the Board may choose that the assets of certain funds within the Fidelity Funds range be co-managed. In such cases, assets of different funds will be managed in common. Co-managed assets are referred to as a 'pool', notwithstanding the fact that such pools are used solely for internal management purposes. The pools do not constitute separate entities and are not directly accessible to investors. Each of the co-managed funds shall be allocated its specific assets.

Where the assets of more than one fund are pooled, the assets attributable to each participating fund will initially be determined by reference to its initial allocation of assets to such a pool and will change in the event of additional allocations or withdrawals.

The entitlement of each participating fund to the co-managed assets applies to each and every line of investments of such pool.

Additional investments made on behalf of the co-managed funds shall be allotted to such funds in accordance with their entitlements whereas assets sold shall be levied similarly on the assets attributable to each participating fund.

## 2.6. Temporary Suspension of Determination of Net Asset Value and of the Issue, Switching and Redemption of Shares

The Board or the Management Company may, in consultation with the Depositary and having regard to the best interest of the Shareholders, suspend the determination of the Net Asset Value of Shares of any fund, the issue of such Shares, the switching of such Shares and the redemption of such Shares in the cases described below. In this context, and for the avoidance of any doubt, the Board or the Management Company, as applicable, will retain full discretion as to the temporary suspension of the determination of Net Asset Value and of the issue, switching and redemption of Shares:

- a. during any period (other than ordinary holidays or customary weekend closings) when any market or stock exchange is closed on which a significant portion of the Fund's investments relating to that fund is quoted and which is the main market or stock exchange for such investments, provided that the closing of such exchange or market affects the valuation of the investments quoted thereon; or during any period when dealings on such market or stock exchange are substantially restricted or suspended, provided such restriction or suspension affects the valuation of the investments of the Fund relating to that fund quoted thereon;
- b. during any period when an emergency exists as a result of which disposal by the Fund of investments relating to that fund which constitute a substantial portion of the assets of the fund is not practically feasible or would be seriously prejudicial to the Shareholders;
- c. during any breakdown in the means of communication normally employed in determining the price of any of the Fund's investments relating to that fund or of current prices on any market or stock exchange;
- d. when for any other reason the prices of any investments owned by the Fund relating to that fund cannot promptly or accurately be ascertained;
- e. during any period when remittance of monies which will or may be involved in the realisation of or in the payment for any of the Fund's investments relating to that fund cannot, in the opinion of the Board, be carried out at normal rates of exchange;
- f. while the value of the investments held through any subsidiary of the Fund may not be determined accurately;
- g. during any period when in the opinion of the Board or the Management Company unusual circumstances exist where it would be impractical or unfair towards the Shareholders to continue dealing in the Shares of the Fund or of any fund,

- or circumstances where a failure to do so might result in the Shareholders of the Fund or a fund incurring any liability to taxation or suffering other pecuniary disadvantage or other detriment which the Shareholders of the Fund or a fund might not otherwise have suffered, or any other circumstances;
- h. if the Fund or a fund is being or may be wound-up, on or following the date on which such decision is taken by the Board or notice is given to Shareholders of a general meeting of Shareholders at which a resolution to wind-up the Fund or a fund is to be proposed;
  - i. in the case of a merger, if the Board and/or the Management Company deems this to be justified for the protection of Shareholders; or
  - j. in the case of a suspension of the calculation of the Net Asset Value of one or several underlying investment funds in which a fund has invested a substantial portion of assets.

Furthermore, if on any Valuation Date redemption requests and switching requests relate to more than 10% of the Shares in issue in respect of a fund, the Directors may declare that part or all of such Shares for redemption or switching will be deferred on a pro rata basis for a period that the Directors consider to be in the best interests of the Fund and/or the Directors may defer any switching or redemption request which exceeds 10% of the Shares in issue in respect of a fund. Such period would not normally exceed 20 Valuation Dates. On such Dates, these redemption and switching requests will be met in priority to later requests.

Suspension of determination of the Net Asset Value of Shares of one fund will not imply suspension in respect of other funds unaffected by the relevant events.

Shareholders who have requested switching or redemption of their Shares or who have made an application to subscribe for Shares will be notified in writing of any such suspension of the right to subscribe, to convert or to require redemption of Shares and will be promptly notified upon termination of such suspension. Any such suspension will be published in such manner as decided by the Board if in its opinion the suspension is likely to exceed one week.

In the event of any contemplated liquidation of the Fund, no further issues, switchings, or redemptions of Shares will be permitted after publication of the first notice convening the general meeting of Shareholders for the purpose of winding up the Fund. All Shares outstanding at the time of such publication will participate in the Fund's liquidation distribution.

Each Distributor reserves the right to suspend or terminate sales of Shares in one or more funds and to refuse to accept any applications. Sales will normally be suspended when the Fund suspends the determination of Net Asset Value.

## 2.7. Restrictions on Buying, Subscribing and Switching into Certain Funds

The Board and/or the Management Company may decide to partially close a fund or class of Shares to all buys, subscription or switches in from new investors only, or to totally close a fund or class of Shares to all buys or subscription or switches in (but not, in either of the case of partial or total closure as described, to redemptions or switches out).

Where this occurs, the website [www.fidelityinternational.com](http://www.fidelityinternational.com) will be amended to indicate the change in status of the applicable fund or class of Shares. Shareholders and potential investors should confirm with the Management Company or the Distributors or check the website for the current status of funds or class of Shares. Once closed, a fund or a class of Shares will not be re-opened until, in the opinion of the Board, the circumstances which required closure no longer prevail.

## PART III

### 3. General Information

#### 3.1. Dividends

For additional information regarding the Sub-Indicators referred to below, investors should refer to Part II 2. Classes of Shares and Share Dealing, 2.1. Classes of Shares in this Prospectus.

Share type	Related Sub-Indicator	Payments
Accumulating Shares	ACC	No dividends will be paid for accumulating Shares. All interest and other income earned on the investment will be accumulated.
Distributing Shares (from net income)	N/A	The Board expects to recommend distribution of substantially the whole of each class' respective net investment income for the year. Dividends are normally declared on the first Business Day of August. Dividends are also declared on certain funds on other dates. These are shown in the table below.
Distributing Shares (from net income)	MDIST	The Board expects to recommend distribution of substantially the whole of each class' respective net investment income for the year. Dividends are normally declared on the first Business Day of each month. Dividends are also declared on certain funds on other dates. These are shown in the table below.
Distributing Shares (from gross income)	MDIST(G)	The Board expects to recommend distribution of substantially the whole of each class' respective gross investment income for the year. Dividends are normally declared on the first Business Day of each month. Dividends are also declared on certain funds on other dates. These are shown in the table below.
Distributing Shares (from net income)	QDIST	The Board expects to recommend distribution of substantially the whole of each class' respective net investment income for the year. Dividends are normally declared on the first Business Day of February, May, August and November. Dividends are also declared on certain funds on other dates. These are shown in the table below.
Distributing Shares (from gross income)	QDIST(G)	The Board expects to recommend distribution of substantially the whole of each class' respective gross investment income for the year. Dividends are normally declared on the first Business Day of February, May, August and November. Dividends are also declared on certain funds on other dates. These are shown in the table below.
Distributing Shares (from net income)	MINCOME	The Board expects to recommend distribution of substantially the whole of each class' respective net investment income for most of the time, and from capital on occasion so as to seek to maintain, so far as is reasonable, a stable payment per Share. Such payment per Share is not fixed and will vary according to economic and other circumstances and the ability of the funds to support stable monthly payments without a long term positive or negative impact on capital. Dividends are normally declared on the first Business Day of each month. Dividends are also declared on certain funds on other dates. These are shown in the table below.
Distributing Shares (from net income)	QINCOME	The Board expects to recommend distribution of substantially the whole of each class' respective net investment income for most of the time, and from capital on occasion so as to seek to maintain, so far as is reasonable, a stable payment per Share. Such payment per Share is not fixed and will vary according to economic and other circumstances and the ability of the funds to support stable monthly payments without a long term positive or negative impact on capital. Dividends are normally declared on the first Business Day of February, May, August and November. Dividends are also declared on certain funds on other dates. These are shown in the table below.
Distributing Shares (from gross income)	GMDIST	The Board expects to recommend distribution of substantially the whole of each class' respective gross investment income for the year. Dividends are normally declared on the first Business Day of each month. Dividends are also declared on certain funds on other dates. These are shown in the table below.

Share type	Related Sub-Indicator	Payments
Distributing Shares (from gross income)	MINCOME(G)	<p>The Board expects to recommend distribution of substantially the whole of each class' respective gross investment income for most of the time, and from capital on occasion so as to seek to maintain, so far as is reasonable, a stable payment per Share which should not have over the long term a positive or negative impact on capital.</p> <p>Dividends are normally declared on the first Business Day of each month.</p> <p>Dividends are also declared on certain funds on other dates. These are shown in the table below.</p>
Distributing Shares (from gross income)	QINCOME(G)	<p>The Board expects to recommend distribution of substantially the whole of each class' respective gross investment income for most of the time, and from capital on occasion so as to seek to maintain, so far as is reasonable, a stable payment per Share which should not have over the long term a positive or negative impact on capital.</p> <p>Dividends are normally declared on the first Business Day of February, May, August and November.</p> <p>Dividends are also declared on certain funds on other dates. These are shown in the table below.</p>
Distributing Shares (from gross income)	GDIST	<p>The Board expects to recommend distribution of substantially the whole of each class' respective gross investment income for the year.</p> <p>Dividends are normally declared on the first Business Day of August.</p>
Distributing Shares (from gross income and capital)	CDIST(G)	<p>The Board expects to recommend distribution of substantially the whole of each class's respective gross investment income and will also determine to what extent distribution will be made from capital.</p> <p>Such distribution however is not fixed and will be reviewed periodically by the Board according to economic and other circumstances.</p> <p>Dividends are normally declared on the first Business Day of August every year.</p> <p>For distributions out of capital, investors should refer to Part I, 1. Fund Information, 1.2. Risk Factors, X. "Distribution out of capital risk" in this Prospectus.</p>
Distributing Shares (from gross income and capital)	MCDIST	<p>The Board expects to recommend distribution of substantially the whole of each class's respective net investment income, and will also determine to what extent distribution will be made from capital so as to seek to achieve a distribution percentage higher than that of a MINCOME Share class.</p> <p>Such distribution however is not fixed and will be reviewed periodically by the Board according to economic and other circumstances.</p> <p>Dividends are normally declared on the first Business Day of each month.</p> <p>For distributions out of capital, investors should refer to Part I, 1. Fund Information, 1.2. Risk Factors, X. "Distribution out of capital risk" in this Prospectus.</p>
Distributing Shares (from gross income and capital)	MCDIST(G)	<p>The Board expects to recommend distribution of substantially the whole of each class's respective gross investment income, and will also determine to what extent distribution will be made from capital so as to seek to achieve a distribution percentage higher than that of a MINCOME Share class.</p> <p>Such distribution however is not fixed and will be reviewed periodically by the Board according to economic and other circumstances.</p> <p>Dividends are normally declared on the first Business Day of each month.</p> <p>For distributions out of capital, investors should refer to Part I, 1. Fund Information, 1.2. Risk Factors, X. "Distribution out of capital risk" in this Prospectus.</p>
Distributing Hedged Shares (from net income)	HMDIST	<p>The Board expects to recommend distribution of substantially the whole of the respective net investment income for the period.</p> <p>The Board may also determine if and to what extent dividends may include distributions from capital. Such distributions may include a premium when the interest rate of the hedged currency is higher than the fund's reference currency interest rate. Consequently, when the interest rate of the hedged currency is lower than the fund's reference currency interest rate, the dividend may be discounted.</p> <p>Dividends are normally declared on the first Business Day of each month.</p>

Share type	Related Sub-Indicator	Payments
Distributing Hedged Shares (from gross income)	HMDIST(G)	<p>The Board expects to recommend distribution of substantially the whole of the respective gross investment income for the period.</p> <p>The Board may also determine if and to what extent dividends may include distributions from capital. Such distributions may include a premium when the interest rate of the hedged currency is higher than the fund's reference currency interest rate. Consequently, when the interest rate of the hedged currency is lower than the fund's reference currency interest rate, the dividend may be discounted.</p> <p>Dividends are normally declared on the first Business Day of each month.</p>

Dividends are normally paid within five Business Days, or as soon as practicable thereafter.

The funds have available Share classes that accumulate income, pay regular dividends out of net or gross current income or on occasion make payments out of capital.

Share classes that can make payments out of capital will reduce capital appreciation for the holders of such Shares. For certain distributing classes of Shares (i.e. MINCOME or QINCOME Shares), any such payments out of capital will only be made to seek to maintain, so far as is reasonable, a stable payment per Share but the payment per Share is not fixed and will vary according to economic and other circumstances and the ability of the fund to support stable monthly payments without a long-term positive or negative impact on capital. For other distributing classes of Shares (i.e. MCDIST Shares) payments out of capital will be made to seek to achieve a distribution percentage higher than that of a MINCOME Share class, however this distribution is not fixed either and will vary according to economic and other circumstances. The funds are managed in line with the stated investment objectives and are not managed to maintain a stable payment per Share on any particular Share class. The Board may also determine if and to what extent dividends may include distributions from realised and unrealized capital gains as well as from capital. Such distributions may include a premium when the interest rate of the hedged currency is higher than the fund's reference currency interest rate. Consequently, when the interest rate of the hedged currency is lower than the fund's reference currency interest rate, the dividend may be discounted (i.e. HMDIST(G) (hedged)).

Dividends paid may include capital, which will be attributable to the relevant class of Shares. To the extent that net income attributable to these Shares exceeds the amount declared payable, the excess amount will be reflected in the respective Net Asset Value of such Shares. Alternatively, the amount of dividend may exceed the aggregate amount of net investment income and net capital gain. Accordingly, the level of dividend does not necessarily indicate the total return of the fund. In order to assess the total return of the fund, both the Net Asset Value movement (including dividend) and the dividend distribution should be considered.

For distributions out of capital, investors should refer to Part I, 1. Fund Information, 1.2. Risk Factors, X. "Distribution of Dividends and Expenses out of / effectively out of capital risk" in this Prospectus.

In case of distribution of gross investment income, charges will be deducted from the assets of the relevant class of Shares. This will enhance income returns but may constrain capital growth.

In case the payment of the dividend amount per class of Shares accrued between the launch date and the first scheduled distribution date would not be economically efficient, the Board reserves the right to defer this payment to the following period.

Dividends remaining unclaimed five years after the dividend declaration date will be forfeited and will revert to the Fund.

Exceptions to the payment rules above are shown in the table below.

#### Exceptions to Distribution Dates and Distributing Rates for Distributing Shares

Fund Type	Distribution Date(s) and Distributing Rate(s) as applicable
Exceptions within Equity and Equity Income funds	
Fidelity Funds – Asia Pacific Dividend Fund A-USD Fidelity Funds – European Dividend Fund A-Euro Fidelity Funds – Global Property Fund A-GBP	First Business Day of February and August
Fidelity Funds – Global Equity Income Fund I-USD	First Business Day of February, May, August and November
Exceptions within Bond funds	
Fidelity Funds – Asian High Yield Fund A-RMB (hedged) Fidelity Funds – China RMB Bond Fund E-GDIST (EUR/USD hedged) Fidelity Funds – Flexible Bond Fund A-GBP Fidelity Funds – Flexible Bond Fund Y-GBP	First Business Day of February, May, August and November
Fidelity Funds – US Dollar Bond Fund A-USD	First Business Day of February and August

## Registered Shares

### (i) Dividend Reinvestment

Dividends are reinvested in additional Shares of the same distributing class of Shares unless Shareholders specify otherwise in writing.

Dividends to be reinvested are credited to the Management Company which acts on behalf of the Shareholders and invests the amount of the dividends in additional Shares of the same distributing class of Shares. Shares are issued at the Net Asset Value determined on the dividend declaration date if it is a Valuation Date, or the subsequent Valuation Date.

No initial charge is payable on these Shares. Shares issued through this dividend facility are held in a registered account for the investor. Shares are calculated to two decimal places and the resulting cash fraction remainder (whose value is less than 0.01 of a Share) is retained in the Fund for inclusion in subsequent calculations.

### (ii) Dividend Payment

Holders of registered distributing Shares may elect to receive a dividend payment which will normally be made by electronic bank transfer, net of bank charges. In this case, unless specified otherwise, payment is normally made in the Principal Dealing Currency of the distributing class of Shares of the fund. If requested, payment may be made in any other major freely convertible currency at the prevailing rate of exchange.

If any dividend payment is lower than USD 50 (or its equivalent in another currency) the dividend will be automatically reinvested in further Shares of the same distributing class of Shares and not paid directly to the respective Shareholder unless such re-investment is not allowed under any local applicable regulations.

## Income Equalisation Arrangements

Income equalisation arrangements are applied in the case of all Share classes (accumulating and distributing) and for all funds in all fund ranges. For distributing Shares these arrangements are intended to ensure that the income per Share which is distributed in respect of a distribution period is not affected by changes in the number of Shares in issue during that period. The amount of the first distribution received by a Shareholder following the purchase of distributing Shares in that fund represents partly participation in income received by the fund and partly a return of capital (the 'equalisation amount'). In general, the equalisation amount represents the average amount of income of the Share class included in the Net Asset Value of each Share issued during the relevant period. It is expected that the equalisation amount will not be taxable as an income receipt of the Shareholder but should be applied to reduce the base acquisition cost of the Shares for the purpose of computing capital gains. The tax treatment of equalisation amounts may, however, differ in certain jurisdictions. Shareholders who wish to obtain information concerning the equalisation amount received by them as a part of their distribution, may do so by contacting the Distributor or the Management Company at the relevant registered address.

## 3.2. Meetings, Reports and Shareholder Communication

The annual general meeting of Shareholders is held in Luxembourg on the first Thursday of October of each year at noon or, if such date is not a Business Day in Luxembourg, on the next following Business Day.

If permitted by and under the conditions set forth in Luxembourg laws and regulations, the annual general meeting of Shareholders may be held at a date, time or place other than those set forth in the preceding paragraph, that date, time or place to be decided by the Board and specified in the notice of meeting.

Other meetings of Shareholders or funds meetings may be held at such place and time as may be specified in the respective notices of meeting.

Notices of meetings of Shareholders are given in accordance with Luxembourg Law and the Articles of Incorporation by publication in the Mémorial and the d'Wort in Luxembourg and in other newspapers as decided from time to time by the Directors. Written notice will be sent to registered Shareholders at least 8 days prior to each meeting. All notices of meetings specify the time, place and agenda of the meeting, and the quorum and voting requirements. The Shareholders of any fund may hold, at any time, general meetings to decide on matters which relate exclusively to that fund.

Under the conditions set forth in Luxembourg laws and regulations, the notice of any general meeting of shareholders may provide that the quorum and the majority at this general meeting shall be determined according to the shares issued and outstanding at a certain date and time preceding the general meeting (the "Record Date"), whereas the right of a Shareholder to attend a general meeting of Shareholders and to exercise the voting rights attaching to their shares shall be determined by reference to shares held by this Shareholder as at the Record Date.

The Fund's financial year ends on 30 April each year. The Fund's annual report incorporating financial statements is published within four months after the end of the financial year and at least two weeks before the annual general meeting of Shareholders. The Fund's accounting records are separately maintained in each fund's Reference Currency. Annual accounts are presented in the funds' Reference Currencies with consolidated accounts presented in US Dollars. The Fund publishes a semi-annual unaudited financial report, containing a list of each fund's holdings and their market values, within two months of the date to which it is made up.

The annual and semi-annual reports can be downloaded from the website [www.fidelityinternational.com](http://www.fidelityinternational.com) or may be obtained, free of charge, on request from the Management Company, the Distributors or the representatives of the Fund.

Any communications to Shareholders will be published on the respective local / country websites and/or may be notified via e-mail, (in the latter case only) where a Shareholder has consented and provided an e-mail address to the Management Company for such purposes. When specifically prescribed under applicable law or regulation, Shareholders will also be notified in writing or in such other manner as required.

In addition to the information made available to Shareholders within the Cash funds in accordance with the main part of the Prospectus, the following information will be made available on a weekly basis:

- the maturity breakdown of the portfolio of the relevant Cash fund;
- the credit profile of the relevant Cash fund;
- the average length of time to legal maturity of all of the underlying assets on a Money Market Fund reflecting the relative holding of each asset ("WAL") and the average length of time to legal maturity or, if shorter, to the next interest rate



reset to a money market rate, of all of the underlying assets in a Money Market Fund reflecting the relative holdings in each asset ("WAM");

- details of the 10 largest holdings in the relevant Cash fund, including the name, country, maturity and asset type, the counterparty in the case of repurchase and reverse repurchase agreements;
- the total value of the relevant Cash fund; and
- the net yield of the relevant Cash fund.

### 3.3. Taxation

#### Taxation of the Fund

The Fund is not liable to any Luxembourg taxes on income or on realised or unrealised capital gains, nor to any Luxembourg withholding tax. The funds are subject to an annual subscription tax of:

- a. 0.01% on Cash and Reserved funds and in general on all shares reserved to institutional investors,
- b. 0.00% on the exchange listed index tracking shares; and
- c. 0.05% on all fund ranges and classes of shares not listed above under a. or b.

calculated and payable quarterly on the net assets of the fund on the last day of each fiscal quarter.

No such tax is applicable in respect of assets invested in Luxembourg undertakings for collective investments which are themselves subject to this tax.

Capital gains, dividends and interest on securities held by the Fund may be subject to capital gains, withholding or other taxes imposed by the country of origin concerned and these taxes may not be recoverable by the Fund or by Shareholders.

#### Taxation of Chinese Assets

Mainland China ('China') sourced income and gains derived by a non-resident without an establishment or place of business in Mainland China may be subject to withholding tax and VAT unless a specific exemption or reduction applies,

Dividends received are subject to withholding tax of 10% but not VAT. Interest received on onshore fixed income securities is prima facie subject to withholding tax and VAT but:

interest on government and local government bonds received by QFIIs is exempt from withholding tax (under the Corporate Income Tax ('CIT') law) and VAT (under Caishui [2016] 36 issued jointly by the Chinese Ministry of Finance ('MOF') and the State Administration of Taxation ('SAT'))

The MOF issued a Circular (Caishui [2018] No. 108) confirming that foreign investors, with no establishment or place of business in China, are exempt from CIT and VAT on bond interest from 7 November 2018 to 6 November 2021. Nonetheless some details of the scope of the exemption and the treatment of income derived before 7 November 2018 remain unclear.

Circular (Caishui [2014] No. 79) issued jointly by the Chinese Ministry of Finance (MOF), the State Administration of Taxation (SAT) and the China Securities Regulatory Commission (CSRC), temporarily exempt QFIIs from withholding tax on gains derived from the trading of the equity investment assets (A-shares) provided the QFII has no establishment or place of business in China, or if it does, the gains so derived in China are not effectively connected with this establishment or place of business in China. Similarly, a circular (Caishui [2016] No. 70) exempts gains made by QFIIs on China marketable securities from VAT.

Based on professional and independent tax advice, currently no provision is being made for tax on capital gains on disposals of (i) China A Shares and B Shares, or (ii) China fixed income securities listed or traded on exchanges or the China interbank bond market or for tax on interest on such onshore fixed income securities. The Investment Manager reviews the tax provisioning policy on an on-going basis, however, and any tax provision made ultimately may prove excessive or inadequate to meet any actual tax liabilities that ultimately arise and any shortfall would adversely affect the Net Asset Value.

#### UK Non-Resident Capital Gains Tax ("NRCGT")

With effect from 6 April 2019, the disposal of UK property or land (including the disposals of shares in UK property rich companies (e.g. UK Real Estate Investment Trusts ("REITs"))) as they are by default considered land rich Collective Investment Vehicles ("CIVs")) will need to be taxed and reported to HMRC.

Between 6 April 2019 and 9 April 2020, a disposal of a shareholding of less than 25% in a principal holding company of a group UK REIT was not within the charge to UK tax. UK legislation was updated such that, effective 10 April 2020, such disposals will also need to be taxed and reported to HMRC.

The gain or loss is calculated by reference to the market value (of the asset being disposed of) on 5 April 2019, with the option to use the original acquisition cost. The gain is subject to UK Corporation Tax at the rate of 19% for the year to 31 March 2022, the UK Government has also announced the corporation tax rate is to increase to 25% (for taxable profits exceeding £250,000) from 1 April 2023).

Luxembourg funds cannot access the UK-Luxembourg DTT and therefore disposals of UK land, property or shares in UK REITs will bring the Fund within the scope of the new rules.

From 24 March 2021, the NRCGT legislation was amended such that meaning that overseas collective investment vehicles are outside of the scope of the NRCGT charge where they have a disposal of a less than 10% stake in a UK property rich CIV.

Where this exclusion does not apply, the Fund will need to register for corporation tax where a sale of UK property, land or shares in UK REITs happens and pay tax on the gain as calculated above.

## Taxation of Shareholders (natural person)

### (i) Non-resident Shareholders

As a general rule, non-Luxembourg tax resident individuals are not subject to any capital gains, income, withholding, gift, estate, inheritance or other tax in Luxembourg with respect to their Shares.

### (ii) Luxembourg resident Shareholders

Income derived by Luxembourg tax resident individual Shareholders are subject to income tax in Luxembourg. Individual Luxembourg tax residents may benefit however from an annual tax exemption which applies to taxable distributions up to Euro 1,500 (Euro 3,000 for married taxpayers/partners filing jointly). Distributions in excess of the annual exemption are taxed at progressive income tax rates. As from 2017, the highest marginal tax rate is 45.78%. In addition, a 1.4% dependency contribution is applied on the gross distribution, if such Shareholders are subject to Luxembourg Social Security regime.

## Taxation of capital gains realised

Capital gains realised by Luxembourg tax resident individual Shareholders are tax exempt if:

- (a) their shareholding (held directly or indirectly, alone or together with their household (spouse / partner and minor children)) in the Fund does not exceed 10% of the paid up share capital of the Fund, and
- (b) the disposal takes place more than six months after the acquisition thereof (or the disposal takes place within the six months but the total capital gains do not exceed EUR 500).

Capital gains realised by Luxembourg tax resident individual Shareholders are taxable if:

- (a) the Shares in the Fund are disposed of within six months of their acquisition (irrespective of the shareholding level), or
- (b) the Shares in the Fund are disposed of six months after their acquisition and the shareholding (held directly or indirectly, alone or together with their household (spouse / partner and minor children)) represents more than 10% of the paid up share capital of the Fund at any time during the five years previous to the day of the sale or transfer.

Capital gains realised under (a) will be subject to income tax up to 45.78% as from 2017.

Capital gains realised under (b) will be subject to income tax after deduction of an amount of up to EUR 50,000 (EUR 100,000 for married taxpayers / partners filing jointly) available over a 10-year period. The balance thereof will be subject to income tax at the half of the applicable income tax rate for relevant taxpayer (up to 22.89% as from 2017).

The marginal income tax rate in Luxembourg is 45.78% as from 2017. In addition, a 1.4% dependency contribution is applied on the taxable capital gain, if such Shareholders are subject to Luxembourg Social Security regime.

## Taxation of Shareholders (corporate Shareholders)

### (i) Non-resident Shareholders

Under current legislation, non-Luxembourg tax resident corporate Shareholders are not subject to any income, capital gain, withholding, estate, inheritance or other taxes in Luxembourg with respect to their Shares.

### (ii) Luxembourg resident Shareholders and non resident Shareholders holding the Shares through a Luxembourg permanent establishment

Dividend distributions and capital gains received by Luxembourg tax resident corporate Shareholders are taxable at an aggregate tax rate of 24.94% for Luxembourg City as from 1st January 2019.

The tax consequences for each Shareholder of purchasing, subscribing, acquiring, holding, converting, selling, redeeming or disposing of Shares in the Fund will depend upon the relevant laws of any jurisdiction to which the Shareholder is subject. Investors and prospective investors should seek their own professional advice as to this, as well as to any relevant exchange control or other laws and regulations. Taxation law and practice and the levels of tax relating to the Fund and to Shareholders may change from time to time.

## Foreign Account Tax Compliance Act ("FATCA")

The Hiring Incentives to Restore Employment Act (the "Hire Act") was signed into US law in March 2010. It includes provisions generally known as Foreign Account Tax Compliance Act ("FATCA"). The objective of FATCA provisions is to impose to non-US Financial Institutions to identify and appropriately report on US citizens or residents for tax purposes holding (directly or in some circumstances indirectly) Financial Accounts outside the US as a safeguard against US tax evasion.

On 28 March 2014 Luxembourg signed an agreement ("IGA") with the US to implement FATCA for all Luxembourg based Financial Institutions. The IGA as transposed into the Luxembourg law of 24 July 2015 (the "FATCA law") requires Luxembourg Financial Institutions, to report to the Luxembourg tax authorities, the Administration des contributions directes ("ACD"), the details of US citizens or residents for tax purposes holding (directly or in some circumstances indirectly) Financial Accounts with those Financial Institutions so Luxembourg can exchange this information with the US on an automatic basis. The IGA is effective from 1 July 2014 and applicable to the Fund as a Luxembourg Financial Institution, and from 1 July 2014 requires the Fund to obtain upon subscription mandatory evidence (notably by obtaining a self-certification in most cases) as to whether there are or are not any new Account Holders from 1 July 2014 (in this case, Shareholders and debt holders if any) who are Specified US Persons, a Passive NFFE with US Controlling Person(s) or Nonparticipating Financial Institution within the meaning of the IGA. The Fund was also required to identify any pre-existing Shareholder (and debt holder if any), i.e. as at 30 June 2014 as a Specified US Person, a Passive NFFE with US Controlling Person(s) or a Nonparticipating Financial Institution within the meaning of the IGA based on the records the Fund holds or through the collection of additional documentation (notably a FATCA self-certification).

Further under Luxembourg law implementing the IGA the Fund is required to disclose such information as maybe required under the IGA to the Luxembourg tax authorities on any Shareholder (or debt holder if any) who is considered to have become a Specified US Person or a Passive NFFE with US Controlling Person(s) within the meaning of the IGA. Each shareholder (and debt holder if any) should immediately notify the Fund of any change in circumstances within the meaning of FATCA. Investors should consult their own tax advisers regarding any potential obligations that the IGA, or the wider US FATCA regulations, may impose on them.

Under the terms of the IGA the Fund as a Luxembourg Financial Institution is not subject to any additional US taxes or a FATCA withholding, unless it is considered to be in material non-compliance with Luxembourg FATCA law. In addition, as the Fund does not pay US source income to Shareholders (or debt holders if any) the Fund is currently not required to withhold any US taxes or FATCA withholding from distribution or redemption payments. Based on the proposed US Treasury Regulations, such withholding should not be applied on indirect US source income (so-called foreign passthrough payments) before the date that is two years after the date on which the final US Treasury Regulations that define "foreign passthrough payments" are published.

In such a case, only Shareholders (or debt holders if applicable) that are Nonparticipating Financial Institutions should be subject to this withholding tax.

The Management Company was registered with the US Internal Revenue Service ("IRS") as a Sponsor prior to July 2014. Further, in accordance with the IGA, the Management Company registered the Fund as a Sponsored Investment Entity with the IRS prior to the deadline of 31 December 2016. The Fund is therefore considered to be a deemed compliant Financial Institution under US regulations.

### OECD Common Reporting Standard ('CRS')

In addition to the agreement signed by Luxembourg with the US to implement FATCA, Luxembourg has signed the Multilateral Competent Authority Agreement to implement the CRS. Details of the jurisdictions that are signatories can be found at <http://www.oecd.org/tax/automatic-exchange/about-automatic-exchange/crs-mcaa-signatories.pdf>.

The EU has transposed the CRS by virtue of the amended EU Directive on Administrative Cooperation (DAC 2), adopted on 9 December 2014, which the EU Member States had to incorporate into their national laws by 31 December 2015. In this respect, the Luxembourg CRS law dated 18 December 2015 (the "CRS law") was published in the Mémorial A – N° 244 on 24 December 2015.

The CRS law requires Reporting Luxembourg Financial Institutions, to report annually to the "ACD", as from 2017 (for the year 2016), certain financial account information about Shareholders (and debt holders if any) and (in certain cases) their Controlling Persons that are tax resident in a Reportable Jurisdiction (identified in a Grand Ducal Decree) so Luxembourg can exchange this information with the relevant jurisdiction on an automatic basis. The Fund as a Luxembourg Financial Institution, is subject to the CRS Law.

In general, the CRS law requires the Fund to obtain upon subscription mandatory self-certifications including notably declarations as to the tax residency(s) of any new Shareholder (and debt holder, if any) as from 01 January 2016, and in the case of non-individuals additionally what their CRS classification is and information on their Controlling Person(s) depending on the CRS status disclosed. The Fund should also identify relevant tax residency(s) of any existing Shareholder on 31 December 2015 and in the case of non-individuals additionally what their CRS classification is, based on the records the Fund holds (if possible) and / or a self-certification from the Shareholder (or the debt holder if any) and/or from its/their Controlling Person(s) if applicable. Where a tax residency in a Reportable Jurisdiction is disclosed or identified, the Fund may be required to disclose certain personal and financial account information annually under the CRS on the relevant Shareholder (or debt holder) and / or its Controlling Person(s) to the ACD that will automatically exchange that information with the relevant foreign tax authorities.

Further under the CRS law, the Fund is also required to disclose such information as maybe required annually under the CRS to the ACD on any Shareholder (or debt holder if any) who is considered to have become tax resident of a different jurisdiction following a change in circumstance within the meaning of the CRS. If there is a change of circumstances that results in one or more indicia, then the Fund must treat the Shareholder (or debt holder if any) as a resident for tax purposes of each Reportable Jurisdiction for which an indicium is identified unless the Shareholder (or debt holder if any) provides evidence of its actual tax residency(ies). Each Shareholder (and debt holder if any) should immediately notify the Fund of any change in circumstances within the meaning of the CRS. Investors should consult their own tax advisers regarding any potential obligations that the CRS may impose on them.

### Data protection aspects with respect to FATCA, CRS and DAC6

According to the Luxembourg CRS and FATCA laws and Luxembourg data protection rules, each individual concerned shall be informed on the processing of their personal data before the Reporting Luxembourg Financial Institution processes the data. If the individual qualifies as Reportable Person under the FATCA or CRS laws, the Fund will inform the individual in accordance with the Luxembourg data protection law. Shareholders qualifying as Passive NF(F)Es undertake to inform their Controlling Persons, if applicable of the processing of their information by the Fund.

- In this respect, the Fund as Reporting Luxembourg Financial Institution will be responsible for the personal data processing and will act as data controller for the purpose of the CRS and FATCA laws.
- The personal data is intended to be processed for the purpose of the CRS and FATCA laws.
- The data may be reported to the ACD, which may in turn continue these data to the competent authorities of one or more Reportable Jurisdictions and the IRS (for FATCA purposes).
- For each information request for the purpose of the CRS and FATCA laws sent to the individual concerned, the answer from the individual will be mandatory. Failure to respond within the prescribed timeframe may result in (incorrect or double) reporting of the account to the ACD.
- Each individual concerned has a right to access any data reported to the ACD for the purpose of the CRS and FATCA laws and, as the case may be, to have these data rectified in case of error.

Some data may be processed and reported by the Fund as relevant taxpayer to the ACD based on the DAC6 requirements further to the identification of RCBA under certain circumstances.

### 3.4. Eligible Investors and Restriction on Ownership

Although Shares are freely transferable, the Articles of Incorporation reserve to the Fund the right to prevent or restrict the beneficial ownership of Shares by any person who is not an Eligible Investor.

'Eligible Investor' means:

- any person, firm or corporate body whose holding of Shares might not cause (i) prejudice to the Fund, a fund, a class or a majority of Shareholders thereof, (ii) breach of any law or regulation, whether Luxembourg or foreign,

- or (iii) the Fund or its Shareholders to be exposed to adverse regulatory, tax or fiscal consequences (including any tax liabilities that might derive, *inter alia*, from any requirements imposed by FATCA as defined under Part III, 3.3. "Taxation" or any breach thereof); and
- any person who is not a US Person and whose subscription or other acquisition of Shares (whether from the Fund or from any other person) is not made:
  - a. while such person is physically present in the United States of America; or
  - b. in connection with any solicitation to such person to subscribe while such person was physically present in the United States of America.

For such purposes, the Fund may:

1. decline to issue any Shares and decline to register any transfer of a Share, where it appears to it that such registration or transfer would or might result in legal or beneficial ownership of such Shares by a person who is not an Eligible Investor or by a person who following such registration or transfer would not qualify as Eligible Investor;
2. at any time require any person whose name is entered in, or any person seeking to register the transfer of Shares on the register of Shareholders of the Fund to furnish it with any information, supported by affidavit, which it may consider necessary for the purpose of determining whether or not beneficial ownership of such Shares rests in an Eligible Investor or whether such registration will result in beneficial ownership of such Shares by a person who is not an Eligible Investor;
3. decline to accept the vote of any person who is not an Eligible Investor and where such person is a three percent owner (as defined below), as to their shareholding in excess of three percent, at any meeting of Shareholders; and
4. where it appears to the Fund that any person who is not an Eligible Investor either alone or in conjunction with any other person is a beneficial owner of Shares, or of a defined proportion of the Shares outstanding, compulsorily redeem or cause to be redeemed from any such Shareholder all Shares held by such Shareholder or such Shares that exceed such defined proportion held by such Shareholder, and where the Shareholder is a three percent owner, compulsorily redeem or cause to be redeemed from such Shareholder all Shares held by such Shareholder in excess of this threshold, under the conditions and as further described in the Articles of Incorporation.

As used in the Prospectus, but subject to such changes as may be communicated to applicants for or transferees of Shares, 'three percent owner' means any person, firm or corporate body which as a legal or beneficial holder owns more than three percent of the number of Shares in the Fund from time to time outstanding.

As used in the Prospectus, but subject to US applicable law and to such changes as may be communicated to applicants for or transferees of Shares, 'US Person' means:

- a. a citizen or resident of the United States of America;
- b. a partnership, corporation, limited liability company or similar entity, organised or incorporated under the laws of the United States of America, or an entity taxed as such or subject to filing a tax return as such under the United States federal income tax laws;
- c. any estate or trust the executor, administrator or trustee of which is a US Person unless, in the case of trusts of which any professional fiduciary acting as trustee is a US Person, a trustee who is not a US Person has sole or shared investment discretion with respect to trust assets and no beneficiary of the trust (and no settlor if the trust is revocable) is a US Person;
- d. any estate or trust the income of which from sources without the United States of America is includible in gross income for purposes of computing United States income tax payable by it;
- e. any agency or branch of a foreign entity located in the United States of America;
- f. any discretionary or non-discretionary account or similar account (other than an estate or trust) held by a dealer or other fiduciary located within or outside the United States of America for the benefit or account of a US Person;
- g. any discretionary account or similar account (other than an estate or trust) held by a dealer or other fiduciary organised, incorporated or (if an individual) resident in the United States of America, except that any discretionary account or similar account (other than an estate or trust) held for the benefit or account of a non-US Person by a dealer or other professional fiduciary organised, incorporated or (if an individual) resident in the United States of America shall not be deemed a US Person;
- h. any firm, corporation or other entity, regardless of citizenship, domicile, situs or residence if, under the income tax laws of the United States of America from time to time in effect, any portion of the income thereof would be taxable to a US Person even if not distributed, other than a passive foreign investment company;
- i. any partnership, corporation or other entity if (A) organised or incorporated under the laws of any foreign jurisdiction and (B) owned or formed by a US Person or Persons principally for the purpose of investing in securities not registered under the US Securities Act of 1933 (including but not limited to Shares of the Fund);
- j. any employee benefit plan unless such employee benefit plan is established and administered in accordance with the law of a country other than the United States of America and customary practices and documentation of such country and is maintained primarily for the benefit of persons substantially all of whom are non-resident aliens with respect to the United States of America; and
- k. any other person or entity whose ownership of Shares or solicitation for ownership of Shares in Fidelity Investments Institutional Services Company Inc., FIL Distributors International Limited or the Fund, acting through their officers or directors, shall determine may violate any securities law of the United States of America or any state or other jurisdiction thereof.

*(Except that US Person shall not include any person or entity, notwithstanding the fact that such person or entity may come within any of the categories referred to above, as to whom FIL Distributors International Limited or the Fund, acting through their officers or directors, shall determine that ownership of Shares or solicitation for ownership of Shares shall not violate any securities law of the United States of America or any state or other jurisdiction thereof).*

As used herein, United States of America includes its states, commonwealths, territories, possessions and the District of Columbia.

In case of compulsory redemption from any Shareholder of Shares held by such Shareholder, subject to the conditions and as further described in the Articles of Incorporation, the relevant investment will be automatically redeemed in the Principal

Dealing Currency (unless otherwise specifically decided by the Board or instructed by the relevant Shareholder) free from any redemption charge at the Net Asset Value per Share calculated and the proceeds will be returned to the relevant Shareholder's bank account.

### 3.5. Liquidation of Fidelity Funds, Funds and Classes of Shares

In the event that for any reason the aggregate value of the Shares of a given fund or class of Shares is below USD 50,000,000 (or its equivalent) or if a change in the economic or political situation relating to the fund or the class of Shares concerned or if the interests of the Shareholders would justify it, the Board may decide to liquidate the fund or class of Shares concerned. The decision of the liquidation will be published or notified to the Shareholders by the Fund prior to the effective date of the liquidation and the publication or notification will indicate the reasons and the procedures for the liquidation. Unless the Board otherwise decides in the interests of, or to keep equal treatment between, the Shareholders, the Shareholders of the fund or the class of Shares concerned may continue to request redemption or conversion of their shares. Proceeds which could not be distributed to their beneficiaries within a maximum of 9 months from the start of the liquidation of the fund or the class of Shares concerned will be held in escrow accounts by the *Caisse de Consignation* on behalf of their beneficiaries. Depending on the liquidation process, such 9 months period may be extended subject to CSSF's approval. Amounts not claimed from escrow within 30 years may be liable to be forfeited in accordance with the provisions of Luxembourg law.

In all other circumstances or where the Board determines that the decision should be put to Shareholders for approval, the decision to liquidate a fund or a class of Shares may be taken at a meeting of Shareholders of the fund or class of Shares to be liquidated. At such meeting, no quorum shall be required and the decision to liquidate will be taken by simple majority of the votes cast. The decision of the meeting will be notified and/or published by the Fund in accordance with applicable laws and regulations.

Any merger of a fund shall be decided upon by the Board unless the Board decides to submit the decision for a merger to a meeting of Shareholders of the fund concerned. No quorum is required for such meeting and decisions are taken by the simple majority of the votes cast. In case of a merger of one or more funds where, as a result, the Fund ceases to exist, the merger shall be decided by a meeting of Shareholders for which no quorum is required and that may decide with a simple majority of the votes cast. In addition, the provisions on mergers of UCITS set forth in the Law of 2010 and any implementing regulations (relating in particular to notification to Shareholders) shall apply.

The Board may also, under the circumstances provided in the first paragraph of this section 3.5, decide upon the reorganisation of any fund by means of a division into two or more separate funds. To the extent required by Luxembourg law, such decision will be published or notified, if appropriate, in the same manner as described in the first paragraph of this section and, in addition, the publication or notification will contain information in relation to the funds resulting from the reorganisation. The preceding paragraph also applies to a division of Shares of any class of Shares.

In the circumstances provided for in the first paragraph of this section 3.5, the Board may also, subject to regulatory approval (if required), decide to consolidate or split any classes of Shares within a fund. To the extent required by Luxembourg law, such decision will be published or notified in the same manner as described in the first paragraph of this section 3.5 and the publication and/or notification will contain information in relation to the proposed split or consolidation. The Board may also decide to submit the question of the consolidation or split of classes of Shares to a meeting of Shareholders of such classes. No quorum is required for this meeting and decisions are taken by the simple majority of the votes cast.

The Fund is established of unlimited duration but may be liquidated at any time by resolution of Shareholders in accordance with Luxembourg law. The net proceeds of liquidation corresponding to each fund shall be distributed by the liquidators to the Shareholders in that fund in proportion to their holding of Shares in that fund. Amounts which are not claimed by Shareholders within a maximum period of nine months from the start of the liquidation will be held in escrow accounts by the *Caisse de Consignation*. Depending on the liquidation process, such nine months period may be extended subject to CSSF's approval. Amounts not claimed from escrow within 30 years may be liable to be forfeited in accordance with the provisions of Luxembourg law.

A general meeting of the Shareholders will be called to consider the liquidation of the Fund if the value of the Fund's net assets should decline to less than two-thirds of the minimum capital required by law. The minimum capital required by Luxembourg law is currently the equivalent of Euro 1,250,000.

If, after the closure of the liquidation of a fund, unexpected payments which relate to that specific fund are received by the Fund and the Board considers that, in consideration of the amounts concerned or the time elapsed since the close of the liquidation, it is not appropriate or operationally justified to revert to former shareholders, these amounts will be retained by the Fund.

### 3.6. Institutional Reserved Funds – Dilution Levy and Large Deals

The value of the property of a fund may be reduced as a result of the costs incurred in the dealings in the fund's investments, including stamp duty and any difference between the buying and selling price of such investments. In order to mitigate against such 'dilution' and consequent potential adverse effect on remaining Shareholders, the Fund has the power to charge a 'dilution levy' when Shares are bought or sold. Any dilution levy must be fair to all Shareholders and potential Shareholders and the Fund will operate this measure in a fair and consistent manner to reduce dilution and only for that purpose.

The Fund reserves the right to impose a dilution levy:

In respect of a 'large deal', i.e. a deal (or series of deals placed on the same day) in respect of Institutional Reserved fund Shares exceeding Euro 1.5 million in value; or on a Shareholder who redeems or switches a shareholding in an Institutional Reserved fund within 30 days of its purchase.

It is not possible to predict accurately whether dilution would occur at any point in time. If an investor's proposed transaction falls within one of the above categories, the investor should check with its usual Distributor or the Management Company as to whether a dilution levy will apply in respect of that transaction before giving instructions for that transaction. In deciding whether to impose a dilution levy, the Board will consider a number of factors including the size of the transaction relative to the overall value of the fund, the level of transaction costs within that particular market, the liquidity of the underlying investments within the fund, the amount of investments to be bought/sold and the likely time that this will take, the likelihood of an adverse impact on the value of investments as a result of the accelerated rate of disposal, and the length of time for which the Shares in question were held.

The Fund is unlikely to impose a dilution levy unless the dealing costs relating to a Shareholder transaction are significant and/or will have a material impact on the value of the fund in question. Dealing costs (stamp duty, broker commissions and

buy/sell spreads) will be considered significant if they amount to Euro 300,000 or more. A material impact is defined as impacting the Net Asset Value by 10 basis points or more. On a large redemption, the Fund may require the redeeming Shareholder to accept an in specie redemption subject to the conditions set out above under '2.2.2. Redemption in Specie' instead of imposing a dilution levy.

Based on future projections, the levy will be up to 0.80% of the purchase cost or the redemption or switch proceeds. Any dilution levy would be paid to the Fund and would become part of the property of the relevant fund. On any day where a price adjustment is triggered as further described under '2.4. Price Adjustment Policy (Swing Pricing)' above the dilution levy will not be applied.

## PART IV

### 4. Administration Details, Charges and Expenses

#### Board of Directors

The Board is responsible for the overall strategy of the Fund.

The Board's composition is indicated under the section "Overview – Management of the Fund".

The Board has appointed the Management Company to assume day-to-day responsibility for the conduct of the management, administration and marketing functions in relation to the Fund. The Management Company may delegate part or all of such functions to third parties, subject to its overall control and supervision.

A Director may hold any other office or position of profit under the Fund (other than the office of Auditor) or contract with the Fund without the risk of disqualifying from their office of Director on such terms as to tenure and otherwise as the Directors may determine. Any Director may also act in a professional capacity (other than as Auditor) and they or their firm shall be entitled to remuneration for such services as if they were not a Director.

A Director may not normally vote in respect of any contract in which they are personally interested. Any such contract will be disclosed in the financial reports of the Fund.

The Directors who are not employed by the Management Company, the Investment Manager or a Distributor or their affiliates are entitled to an annual Director's fee and a fee for each Board meeting attended. The aggregate fee payable to the Directors (including any applicable attendance fee) is disclosed in the annual report and accounts. All Directors may be paid all travelling, hotel and other expenses properly incurred by them in attending and returning from meetings of the Directors, or otherwise in connection with the business of the Fund.

The Directors shall be indemnified by the Fund against liability and related expenses in connection with any claim brought against such person by reason of their having been such Director or officer, provided that no indemnity shall be provided against liability to the Fund or its Shareholders by reason of wilful misfeasance, bad faith, negligence or reckless disregard of duties or with respect to any matter as to which they shall have been finally adjudicated not to have acted in good faith in the reasonable belief that their action was in the best interests of the Fund.

#### Management Company and Conducting Officers

The Fund has appointed FIL Investment Management (Luxembourg) S.A as the Management Company of the Fund under a Management Company Services Agreement dated 1 June 2012. The Fund pays fees under this agreement at commercial rates agreed from time to time between the parties plus reasonable out-of-pocket expenses as further described under the Services Agreements section below.

The Management Company was incorporated as a Société Anonyme under the laws of the Grand Duchy of Luxembourg by notarial deed dated 14 August 2002, and published in the Mémorial on 23 August 2002. It has been incorporated for an undetermined period. It is registered on the Registre de Commerce et des Sociétés under No. B 88 635. The latest amendments to the Articles of Incorporation dated 22 June 2011 were published in the Mémorial on 22 July 2011. The Management Company has an authorised and issued share capital of EUR 500,000.

The Management Company is authorised as a management company governed by the EC Directive 2009/65 and therefore complies with the conditions set out in Chapter 15 of Law of 2010. The corporate object of the Management Company is the management within the meaning of article 101(2) of Law of 2010 including but not limited to the creation, administration, management and marketing, of undertakings for collective investment.

The Management Company is responsible for the management, administration, including the overall management of the investments of the Fund, and for the marketing function.

The Management Company processes subscriptions, redemptions, switches and transfers of Shares and enters these transactions in the Fund's register of Shareholders. It provides services to the Fund in connection with keeping the Fund's accounts, determination of the Net Asset Value of Shares in each fund on each Valuation Date, despatch of dividend payments to Shareholders, preparation and distribution of Shareholders' reports and provision of other administrative services.

HSBC France, Luxembourg branch has been appointed by the Management Company to act as sub-transfer agent for non-US/Canadian-resident clients that invest through National Securities Clearing Corporation (NSCC) & Canadian Fundserv.

The Management Company has appointed, with the consent of the Fund, the Investment Manager and the General Distributor. Details of the agreements with these parties and a description of the fees and expenses payable by the Fund are described below.

Amongst other things, the Management Company shall have the duty to ensure at all times that the tasks of the Investment Manager and the General Distributor are performed in compliance with Luxembourg law, the Articles of Incorporation and the Prospectus. Amongst other things, the Management Company and the Conducting Officers appointed by it shall ensure compliance of the Fund with the investment restrictions (see Part V) and oversee the implementation of the investment policy of each fund.

The Management Company and/or the Conducting Officers shall report to the Board on a quarterly basis and the Conducting Officers shall inform the Management Company and the Board without delay of any materially adverse matters resulting from the actions of the Investment Manager, the General Distributor and of the Management Company in relation to the administrative functions described here above.

#### Remuneration Policy

FIL Investment Management (Luxembourg) S.A., is subject to remuneration policies, procedures and practices (together, the "Remuneration Policy") which complies with UCITS V directive (the "Directive") and in particular with the implementation rules that are available at the time of this Prospectus. The Remuneration Policy is consistent with and promotes sound and effective risk management and does not encourage risk-taking which is inconsistent with the risk profiles of the funds or the

Articles of Incorporation. The Remuneration Policy is in line with the business strategy, objectives, values and interests of the Management Company, the funds and the investors, and includes measures to avoid conflicts of interest. The Remuneration Policy applies to staff whose professional activities have a material impact on the risk profile of the Management Company or the funds, and ensures that no individual will be involved in determining or approving their own remuneration. The assessment of performance is set in a multi-year framework appropriate to the holding period recommended to the investors in order to ensure that the assessment process is based on the longer-term performance of the fund and the investment risks and that the actual payment of performance-based components of remuneration is spread over the same period. Also, fixed and variable components of total remuneration are appropriately balanced and the fixed remuneration component represents a sufficiently high proportion of the total remuneration to allow the operation of a fully flexible policy on variable components, including the possibility to pay no variable remuneration component. Details of the summary Remuneration Policy is available via <https://www.fil.com>. A paper copy can be obtained, free of charge, upon request in English at the office of the Management Company.

### The Investment Manager

The Management Company with the consent of the Fund has appointed FIL Fund Management Limited (the "Investment Manager") by an Amended and Restated Investment Management Agreement dated 9 July 2020 between the Management Company, the Fund and the Investment Manager (the "Investment Management Agreement") to provide the Fund with day-to-day investment management of each fund, under the supervision of, and subject to the control of, the Management Company and its Conducting Officers. The Investment Manager is authorised to act on behalf of the Fund and to select agents, brokers and dealers through whom to execute transactions and provides the Management Company and the Board with reports they may require.

The Fund, together with other UCIs advised or managed by FIL Fund Management Limited, may place orders for the purchase or sale of securities in which the Fund may invest with affiliates of FIL Fund Management Limited and other Connected Persons, provided that, among other conditions, they can reasonably be expected to execute the transaction on terms as favourable as could be expected to be obtained from other brokers qualified to execute the transaction and at commission rates comparable to those which would have been charged by such other brokers. Subject to the receipt of best execution, the Fund may take into account the sale of Shares by brokers and dealers when selecting them for the execution of transactions.

The Investment Manager may also provide investment management and advisory services to other FIL Group mutual funds and unit trusts, institutional and private investors.

The Investment Manager may receive investment advice from, and act upon the advice of, any Connected Person of the Investment Manager or any other third party adviser. Moreover, the Investment Manager may sub-delegate investment management activities to any Connected Person of the Investment Manager or any other eligible entity under applicable regulation. The Investment Manager shall remain responsible for the proper performance by such entity of those responsibilities.

The Investment Manager may sub-delegate investment management activities to the following entities:

<b>FIL Investments International</b>	<b>FIL Investments (Japan) Limited</b>
Beech Gate, Millfield Lane, Lower Kingswood, Tadworth, Surrey, KT20 6RP United Kingdom	7-7 7, Roppongi, Minato-ku, Tokyo 106 0032 Japan
<b>Fidelity Management &amp; Research Company LLC</b>	<b>FIL Investment Management (Hong Kong) Limited</b>
245 Summer Street Boston, Massachusetts USA	Level 21, Two Pacific Place 88 Queensway, Admiralty Hong Kong
<b>FIL Investment Management (Australia) Limited</b>	<b>FIL Investment Management (Singapore) Limited</b>
Level 17, 60 Martin Place Sydney, NSW 2000 Australia	8 Marina View #35-06 Asia Square Tower 1 Singapore 018960 Singapore
<b>FIL Gestion</b>	<b>FIAM LLC</b>
21, avenue Kléber 75784 Paris Cedex 16 France	900 Salem Street Smithfield Rhode Island USA
<b>Geode Capital Management, LLC*</b>	<b>FIL (Luxembourg) S.A.</b>
100 Summer Street, 12th Floor Boston MA 02110 USA	2a, Rue Albert Borschette BP 2174 L 1246 Luxembourg Grand-Duchy of Luxembourg



The list of all entities having managed all or part of the assets of each fund over the last six or twelve months will be published in the annual and semi-annual financial reports.

\*Geode Capital Management, LLC is not part of the FIL Group. Geode Capital Management, LLC is a United States based limited liability company which is regulated by the Securities and Exchange Commission.

Geode Capital Management, LLC has been appointed as sub-investment manager for Fidelity Funds - EURO STOXX 50® Fund.

In addition, Geode Capital Management, LLC may also manage any of the assets of the following funds: Fidelity Funds - Absolute Return Multi Strategy Fund, Fidelity Funds - Asia Pacific Multi Asset Growth & Income Fund, Fidelity Funds - European Multi Asset Income Fund; Fidelity Funds - Global Multi Asset Income Fund; Fidelity Funds – Global Multi Asset Dynamic Fund; Fidelity Funds - Global Multi Asset Growth & Income Fund; Fidelity Funds - Global Multi Asset Defensive Fund; Fidelity Funds - Global Thematic Opportunities Fund, Fidelity Funds - Greater China Multi Asset Growth & Income Fund, Fidelity Funds – Sustainable Multi Asset Income Fund; Fidelity Funds - Fidelity Patrimoine; Fidelity Funds - SMART Global Defensive Fund; Fidelity Funds - Fidelity Institutional Target™ 2025 (Euro) Fund; Fidelity Funds - Fidelity Institutional Target™ 2030 (Euro) Fund; Fidelity Funds - Fidelity Institutional Target™ 2035 (Euro) Fund; Fidelity Funds - Fidelity Institutional Target™ 2040 (Euro) Fund; Fidelity Funds - Fidelity Institutional Target™ 2045 (Euro) Fund; Fidelity Funds - Fidelity Institutional Target™ 2050 (Euro) Fund; Fidelity Funds - Fidelity Institutional Target™ 2055 (Euro) Fund; Fidelity Funds - Fidelity Institutional Target™ 2060 (Euro) Fund; Fidelity Funds – Fidelity Target™ 2025 (Euro) Fund; Fidelity Funds – Fidelity Target™ 2030 (Euro) Fund; Fidelity Funds – Fidelity Target™ 2035 (Euro) Fund; Fidelity Funds – Fidelity Target™ 2040 (Euro) Fund; Fidelity Funds – Fidelity Target™ 2045 (Euro) Fund; Fidelity Funds – Fidelity Target™ 2050 (Euro) Fund; Fidelity Funds – Fidelity Target™ 2055 (Euro) Fund; and Fidelity Funds – Fidelity Target™ 2060 (Euro) Fund. The Investment Manager may decide to allocate to Geode Capital Management, LLC such portion of the assets of these funds as it deems appropriate. The decision to allocate any portion of the assets, as well as the size of such allocation, will be based on a qualitative and quantitative selection process involving various criteria such as portfolio management experience, risk appetite, strategy, style or historical performance as well as suitability with regards to the investment objectives, policies and risk profile of the various funds. In any event, the portion of the funds' assets which may be allocated to Geode Capital Management, LLC shall remain ancillary in respect of all these funds, with the exception of Fidelity Funds - Absolute Return Multi Strategy Fund. While the Investment Manager will develop the overall strategy for the relevant funds, including the establishment of appropriate investment guidelines, Geode Capital Management, LLC will be responsible for the day-to-day investment decisions of the assets under its management, in continued compliance with the investment objectives and policies of the relevant funds.

The Investment Manager may supplement, replace or terminate the appointment of Geode Capital Management, LLC from time to time and/or reallocate assets of the funds among sub-investment managers without prior notice to Shareholders in circumstances where the Investment Manager believes that such action is necessary or desirable.

### Termination or Amendment

The Investment Management Agreement has been entered into for an undefined period of time, unless terminated earlier by either party upon 90 days' prior written notice.

During such time as any Shares are authorised for sale in Hong Kong, the Fund or the Management Company may terminate the Investment Management Agreement on 30 days' prior written notice, if the Investment Manager goes into liquidation, becomes bankrupt or has a receiver appointed over its assets, or on the grounds that the Board or the Management Company are of the opinion that a change of Investment Manager is desirable and in the best interests of the Shareholders (subject to, if the Investment Manager so requires, the concurrence of the Securities and Futures Commission). Subject to this, the Fund or the Management Company may not give notice to terminate this agreement except with the sanction of a resolution passed by not less than a two-thirds majority at a Shareholders' meeting at which the holders of not less than two-thirds of the Shares are present or represented and voting.

The Investment Management Agreement may be amended by agreement between the Investment Manager, the Fund and the Management Company, by action of their respective boards, but the Fund or the Management Company may not increase the Investment Manager's fee above the rate of 2.00% without the sanction of an ordinary meeting of Shareholders nor amend the termination provisions of the Investment Management Agreement without the sanction of a resolution passed by not less than a two-thirds majority at a Shareholders' meeting at which the holders of not less than two-thirds of the Shares are present or represented and voting.

If the Investment Management Agreement is terminated for any reason, the Fund shall, at the request of the Investment Manager, change its name forthwith to a name excluding 'Fidelity' and excluding any other name connected with the Investment Manager.

### Investment Management Fee

The Investment Manager receives from the Fund an annual management fee, which is levied on the Net Asset Value of the funds. This fee varies in accordance with the fund type. The current fee structure per class of Shares is set out in Appendix II. Further information on the calculation method of the annual management fee for Asset Allocation Funds, Fidelity Lifestyle Funds and Institutional Target Funds is set out in the table below. Further information on the calculation method of the management fee (the "Variable Management Fee" or "VMF") for the A-VMF, Y-VMF, W-VMF, I-VMF and P-VMF Share Classes (together, the "Variable Share Classes") is set out below. The annual management fees are accrued daily and paid monthly, normally in US Dollars.

The Investment Manager may waive any or all of its fees in respect of any fund at its discretion from time to time.

The fee may be increased in respect of any one or more funds or Share classes from time to time, provided the fee does not exceed an annual rate of 2.00% of the Net Asset Value of the fund. Any increase in the fee or, in the case of the Variable Share Classes, any change to the Variable Management Fee outside the ranges noted below is subject to not less than three months' notice being given to Shareholders in the same manner as notices of meetings.

The Investment Manager remunerates the Connected Persons and any other entity to which it has sub-delegated investment management activities for services performed by them for the Fund. Brokerage Commissions, transaction charges and other operating costs of the Fund are payable by the Fund.

**Investment Management Fee – Asset Allocation Funds, Fidelity Lifestyle Funds and Institutional Target Funds**

<b>Fund Type</b>	<b>Current Maximum Annual Management Fee</b>
Asset Allocation Funds	<p>For class A Shares of the Asset Allocation funds, an annual asset allocation fee of up to 0.50% is levied. In addition to that, an investment management fee, ranging from 0.40% to 1.50%, is charged and weighted for each co-managed portion of the portfolio of the fund in accordance with its composition.</p> <p>For class Y Shares of the Asset Allocation funds, an annual asset allocation fee of up to 0.25% is levied. In addition to that an investment management fee, ranging from 0.20% to 0.75%, is charged and weighted for each portion of the co-managed portfolio of the fund in accordance with its composition.</p> <p>The fees are accrued daily in the Reference Currency of each fund and paid monthly, normally in US Dollars.</p>
Fidelity Lifestyle Funds	<p>For the US Dollar denominated Fidelity Lifestyle Funds an asset allocation fee of up to 0.30% may be levied.</p> <p>For the US Dollar denominated Fidelity Lifestyle Funds, an annual management fee that will range from 0.40% to 1.50% and be weighted for each portion of the funds is levied. In keeping with the change in asset allocation of the underlying investments, the annual management fee would decrease over time as investment in bonds and cash increases.</p>
Fidelity Funds – Fidelity Institutional Target™ 2015 (Euro) Fund	For the class P-ACC-Euro Shares, the annual management fee is up to 0.21%.
Fidelity Funds – Fidelity Institutional Target™ 2020 (Euro) Fund	For the class P-ACC-Euro Shares, the annual management fee was initially 0.60%, was reduced to 0.45% on 1 January 2018 and was further reduced from 0.35% to 0.21% on 1 January 2021.
Fidelity Funds – Fidelity Institutional Target™ 2025 (Euro) Fund	For the class P-ACC-Euro Shares, the annual management fee was initially 0.80%, was reduced to 0.60% on 1 January 2018, is currently 0.50% and will be reduced further on 1 January 2023 to 0.35%.
Fidelity Funds – Fidelity Institutional Target™ 2030 (Euro) Fund	For the class P-ACC-Euro Shares, the annual management fee was initially 0.80%, is currently 0.70% will be reduced to 0.50% on 1 January 2023 and reduced further on 1 January 2028 to 0.35%.
Fidelity Funds – Fidelity Institutional Target™ 2035 (Euro) Fund	For the class P-ACC-Euro Shares, the annual management fee was initially 0.80%, is currently 0.70%, will be reduced to 0.50% on 1 January 2028 and reduced further on 1 January 2033 to 0.35%.
Fidelity Funds – Fidelity Institutional Target™ 2040 (Euro) Fund	For the class P-ACC-Euro Shares, the annual management fee was initially 0.80%, is currently 0.70%, will be reduced to 0.50% on 1 January 2033 and reduced further on 1 January 2038 to 0.35%.
Fidelity Funds – Fidelity Institutional Target™ 2045 (Euro) Fund	For the class P-ACC-Euro Shares, the annual management fee was initially 0.80%, is currently 0.70%, will be reduced to 0.50% on 1 January 2038 and reduced further on 1 January 2043 to 0.35%.
Fidelity Funds – Fidelity Institutional Target™ 2050 (Euro) Fund	For the class P-ACC-Euro Shares, the annual management fee was initially 0.80%, is currently 0.70%, and will be reduced to 0.50% on 1 January 2043 and reduced further on 1 January 2048 to 0.35%.
Fidelity Funds – Fidelity Institutional Target™ 2055 (Euro) Fund	For the class P-ACC-Euro Shares, the annual management fee is initially 0.70% and will be reduced to 0.50% on 1 January 2048 and reduced further on 1 January 2053 to 0.35%.
Fidelity Funds – Fidelity Institutional Target™ 2060 (Euro) Fund	For the class P-ACC-Euro Shares, the annual management fee is initially 0.70% and will be reduced to 0.50% on 1 January 2053 and reduced further on 1 January 2058 to 0.35%.
Fidelity Funds – Fidelity Target™ 2020 (Euro) Fund	<p>The management fee was initially 1.50%, was reduced to 1.10% on 1 January 2013 and was further reduced from 0.85% to 0.40% on 1 January 2021.</p> <p>For the class P Shares, the annual management fee was initially 0.80%, was reduced to 0.60% on 1 January 2013 and was further reduced from 0.45% to 0.20% on 1 January 2021.</p>
Fidelity Funds – Fidelity Target™ 2025 (Euro) Fund	<p>The management fee was initially 1.50%, is currently 1.10% and will be reduced further on 1 January 2023 to 0.85%.</p> <p>For the class P Shares, the annual management fee was initially 0.80%, is currently 0.60% and will be reduced further on 1 January 2023 to 0.45%.</p>
Fidelity Funds – Fidelity Target™ 2030 (Euro) Fund	<p>The management fee is initially 1.50% and will be reduced to 1.10% on 1 January 2023 and reduced further on 1 January 2028 to 0.85%.</p> <p>For the class P Shares, the annual management fee is initially 0.80% and will be reduced to 0.60% on 1 January 2023 and reduced further on 1 January 2028 to 0.45%.</p>
Fidelity Funds – Fidelity Target™ 2035 (Euro) Fund	<p>The management fee is initially 1.50% and will be reduced to 1.10% on 1 January 2028 and reduced further on 1 January 2033 to 0.85%.</p> <p>For the class P Shares, the annual management fee is initially 0.80% and will be reduced to 0.60% on 1 January 2028 and reduced further on 1 January 2033 to 0.45%.</p>
Fidelity Funds – Fidelity Target™ 2040 (Euro) Fund	<p>The management fee is initially 1.50% and will be reduced to 1.10% on 1 January 2033 and reduced further on 1 January 2038 to 0.85%.</p> <p>For the class P Shares, the annual management fee is initially 0.80% and will be reduced to 0.60% on 1 January 2033 and reduced further on 1 January 2038 to 0.45%.</p>

Fund Type	Current Maximum Annual Management Fee
Fidelity Funds – Fidelity Target™ 2045 (Euro) Fund	The management fee is initially 1.50% and will be reduced to 1.10% on 1 January 2038 and reduced further on 1 January 2043 to 0.85%. For the class P Shares, the annual management fee is initially 0.80% and will be reduced to 0.60% on 1 January 2038 and reduced further on 1 January 2043 to 0.45%.
Fidelity Funds – Fidelity Target™ 2050 (Euro) Fund	The management fee is initially 1.50% and will be reduced to 1.10% on 1 January 2043 and reduced further on 1 January 2048 to 0.85%. For the class P Shares, the annual management fee is initially 0.80% and will be reduced to 0.60% on 1 January 2043 and reduced further on 1 January 2048 to 0.45%.
Fidelity Funds – Fidelity Target™ 2055 (Euro) Fund	The management fee is initially 1.50% and will be reduced to 1.10% on 1 January 2048 and reduced further on 1 January 2053 to 0.85%. For the class P Shares, the annual management fee is initially 0.80% and will be reduced to 0.60% on 1 January 2048 and reduced further on 1 January 2053 to 0.45%.
Fidelity Funds – Fidelity Target™ 2060 (Euro) Fund	The management fee is initially 1.50% and will be reduced to 1.10% on 1 January 2053 and reduced further on 1 January 2058 to 0.85%. For the class P Shares, the annual management fee is initially 0.80% and will be reduced to 0.60% on 1 January 2053 and reduced further on 1 January 2058 to 0.45%.

### Performance Fee Methodology

As of the date of this Prospectus, performance fees shall only apply to the Absolute Return funds.

The Investment Manager is entitled to receive an annual performance fee, which is calculated in relation to the net assets of classes of Shares of funds that have cash indices as Market Indices, and which is subject to a high water mark (the “High Water Mark”) adjusted for the return of the relevant Market Index.

The use of a High Water Mark is appropriate in a performance fee methodology for a class of Shares of a fund that seeks to achieve an absolute return annually. The use of a High Water Mark seeks to ensure that investors will not be charged a performance fee until any previous losses are recovered. There is no mechanism to lower the High Water Mark.

A hurdle rate may also be used. Funds to which a hurdle rate, being capped or not (hereinafter, the “Hurdle Rate”), applies are indicated in the table under “Performance Fee Disclosure for Absolute Return Funds” above. The use of the Hurdle Rate seeks to ensure that investors will not be charged a performance fee until the Investment Manager has delivered, in the Investment Manager’s opinion, an excess return over the relevant Market Index commensurate of a particular fund or class of Shares. It should be noted that where a class of Shares has been launched part way through the Fund’s financial year, the Hurdle Rate will be calculated in proportion to the length of the period.

On each Valuation Date, an accrual is made for the performance generated on the previous Valuation Date, when appropriate, and the performance fee becomes payable on the last Valuation Date of the Fund’s financial year, provided each class of Shares has been in existence for the whole of that financial year. For any class of Shares launched during the Fund’s financial year, the performance fee becomes payable on the last Valuation Date of the class of Shares’ first full financial year. The Fund’s financial year begins on 1st May and ends on 30st April. The performance fee rate that the Investment Manager is entitled to receive is indicated in the table under “Performance Fee Disclosure for Absolute Return Funds” above. Any performance fee is capped at a maximum of 10% of the daily average Total Net Asset Value of each class of Shares, calculated with reference to the Fund’s financial year.

The performance fee is calculated as described below.

- (i) On each Valuation Date, the “Adjusted Net Asset Value per Share” is determined as follows: such measure is determined by reference to the Net Asset Value of each class of Shares adjusted for any dividend distributions since the last performance fee has been paid or, if none, since the launch of the relevant class, any performance fee accrued but not yet paid and removing any price adjustment referred to in section 2.4 in Part II of the Prospectus, resulting in the “Adjusted Net Asset Value”, divided by the number of Shares outstanding for each class of Shares.
- (ii) On each Valuation Date, the “Adjusted High Water Mark” is determined as follows: the High Water Mark will be the Adjusted Net Asset Value per Share of a class of Shares at which the last performance fee has been paid or, if none, the Net Asset Value per Share at the launch of a class of Shares<sup>†</sup>. The High Water Mark is adjusted, but not below its initial value, for the cumulative index return since launch or since the last performance fee has been paid, resulting in the Adjusted High Water Mark. The cumulative Market Index return for each class of Shares since the last performance fee has been paid or, if none, since the launch of the relevant class, is determined by compounding the previous Valuation Date’s cumulative Market Index return by the Market Index rate which prevailed on the preceding Valuation Date, to the power of the actual number of days elapsed since the Valuation Date prior to the preceding Valuation Date divided by 365 (or 366 days in a leap year)<sup>††</sup>.
- (iii) Where the Hurdle Rate applies, the cumulative Hurdle Rate for each class of Shares is determined on each Valuation Date by multiplying the Hurdle Rate by the actual number of days elapsed since the more recent of either the Valuation Date at the launch of the same class of Shares, or the Valuation Date since the last performance fee has been paid, divided by 365 (or 366 days in a leap year). The result is rounded to the nearest six decimal places, subject to any cap.
- (iv) Where the Hurdle Rate applies, the daily Hurdle Rate for each class of Shares is determined on each Valuation Date by multiplying the Hurdle Rate by the actual number of days elapsed between the preceding Valuation Date and the Valuation Date prior to the preceding Valuation Date, divided by 365 (or 366 days in a leap year). The result is rounded to the nearest six decimal places.
- (v) On each Valuation Date, the change in the preceding Valuation Date’s Net Adjusted Asset Value per Share and its preceding Adjusted Net Asset Value per Share is compared to the daily return of the relevant Market Index plus the daily Hurdle Rate. If the Adjusted Net Asset Value per Share of a class of Shares is in excess of the Adjusted High Water Mark,

<sup>†</sup> It should be noted that the High Water Mark is therefore not necessarily the highest ever Net Asset Value per Share of a class of Shares.

<sup>††</sup> The High Water Mark cannot be adjusted so that the Adjusted High Water Mark would be lower than the High Water Mark.

by more than the cumulative Hurdle Rate then a performance fee accrual is due. The previous Valuation Date's performance fee accrual is increased or decreased (but not below 0) by the performance fee rate multiplied by the previous Valuation Date's daily return over the previous Valuation Date's daily Market Index rate, plus the daily Hurdle Rate, multiplied by the Adjusted Net Asset Value for that class of Shares on the Valuation Date prior to the preceding Valuation Date, adjusted for any subscriptions or redemptions reflected in the preceding Valuation Date's Net Asset Value, adjusted for any redemptions reflected in that Valuation Date's Net Asset Value.

- (vi) On each Valuation Date, if the Adjusted Net Asset Value per Share of a class of Shares is not in excess of the Adjusted High Water Mark, by more than the cumulative Hurdle Rate, then the performance fee accrual is reduced to zero. No additional performance fee can be accrued unless the cumulative return of a class of Shares since launch or since the last performance fee has been paid, exceeds the Adjusted High Water Mark by more than the cumulative Hurdle Rate.
- (vii) The annual performance fee payable to the Investment Manager is equal to the total performance fee accrual for the class of Shares on the last Valuation Date of the Fund's financial year, provided each class of Shares has been in existence for the whole of that financial year. For any class of Shares launched during the Fund's financial year, the performance fee becomes payable on the last Valuation Date of the class of Shares' first full financial year

Where investors redeem or switch their Shares during the financial year, any performance fee accrual in respect of those Shares will crystallise on that Valuation Date, but will not be paid to the Investment Manager until any annual performance fee is payable as outlined in (vii) above. This is designed to ensure that Shareholders pay the correct performance fee for their respective holding periods. This will not trigger an adjustment of the High Water Mark.

For a variety of reasons, different classes of Shares of the same fund may become subject to different amounts of performance fee.

During periods of market volatility, unusual fluctuations may occur in the Net Asset Value per Share of each class of Shares for which a performance fee is charged. These fluctuations may happen where the impact of a performance fee causes the Net Asset Value per Share to be reduced whilst the returns from underlying assets have increased. Conversely, the impact of reducing the performance fee accrual can cause the Net Asset Value per Share to be increased whilst the underlying assets have decreased. Additionally, investors who purchase Shares at a time when the Net Asset Value per Share of a class of Shares is less than the Adjusted High Water Mark for that class of Shares will benefit from any subsequent appreciation in the Net Asset Value per Share as no performance fee will be accrued until the Adjusted High Water Mark has been reached.

Performance fees paid to the Investment Manager in any financial year are not refundable in any subsequent financial years.

It is important to note that the Investment Manager may waive any or all of its fees in respect of any fund at its discretion from time to time.

The Board may make such adjustments of accruals as it deems appropriate to ensure that the accruals represent fairly and accurately the performance fee liability that may eventually be payable by a class of Shares of a fund with a cash index as Market Index to the Investment Manager.

## The Depositary

Brown Brothers Harriman (Luxembourg) S.C.A. (the "Depositary") has been appointed by the Fund as the depositary bank for (i) the safekeeping of the assets of the Fund (ii) the cash monitoring, (iii) the oversight functions and (iv) such other services as are agreed in the Depositary Agreement. The Depositary is a credit institution established in Luxembourg, whose registered office is situated at 80, route d'Esch, L-1470 Luxembourg, and which is registered with the Luxembourg register of commerce and companies under number B 0029923. It is licensed to carry out banking activities under the terms of the Luxembourg law of 5 April 1993 on the financial services sector, as amended, and specialises in custody, fund administration and related services. The fee paid by the Fund to the Depositary varies depending upon the markets in which the assets of the Fund are invested and typically range from 0.003% to 0.35% of the net assets of the Fund (excluding transaction charges and reasonable disbursements and out-of-pocket expenses).

### (i) Duties of the Depositary

The Depositary shall ensure the safekeeping of the Fund's assets, which will be held in custody either directly by the Depositary or, to the extent permitted by applicable laws and regulations, through other third party entities acting as delegates. The Depositary has also to ensure that the Fund's cash flows are properly monitored, and in particular that the subscription monies have been received and all cash of the Fund has been booked in the cash account in the name of (i) the Fund, (ii) the Management Company on behalf of the Fund or (iii) the Depositary on behalf of the Fund.

In addition, the Depositary shall also ensure:

- that the sale, issue, repurchase, redemption and cancellation of the Shares are carried out in accordance with Luxembourg law and the Articles of Incorporation;
- that the value of the Shares is calculated in accordance with Luxembourg law and the Articles of Incorporation;
- to carry out the instructions of the Fund and the Management Company, unless they conflict with Luxembourg law or the Articles of Incorporation;
- that in transactions involving the Fund's assets any consideration is remitted to the Fund within the usual time limits;
- that the Fund's incomes are applied in accordance with Luxembourg law and the Articles of Incorporation.

### (ii) Delegation of functions

Pursuant to the provisions of Article 34bis of the Law of 2010 and of the Depositary Agreement, the Depositary may, subject to certain conditions and in order to effectively conduct its duties, delegate part or all of its safekeeping duties over the Fund's assets set out in Article 34(3) of the Law of 2010, to one or more third-party delegates appointed by the Depositary from time to time. The Depositary shall exercise care and diligence in choosing and appointing the third-party delegates so as to ensure that each third-party delegate has and maintains the required expertise and competence. The Depositary shall also periodically assess whether the third-party delegates fulfil applicable legal and regulatory requirements and will exercise ongoing supervision over each third-party delegate to ensure that the obligations of the third-party delegates continue to be competently discharged. The fees of any third-party delegate appointed by the Depositary shall be paid by the Fund.

The liability of the Depositary shall not be affected by the fact that it has entrusted all or some of the Fund's assets in its safekeeping to such third-party delegates.

An up-to-date list of the appointed third-party delegates is available on [bbh.com/luxglobalcustodynetworklist](http://bbh.com/luxglobalcustodynetworklist).

According to Article 34bis(3) of the Law of 2010, the Depositary and the Fund will ensure that, where (i) the law of a third country requires that certain financial instruments of the Fund be held in custody by a local entity and there is no local entities in that third country subject to effective prudential regulation (including minimum capital requirements) and supervision and (ii) the Fund instructs the Depositary to delegate the safekeeping of these financial instruments to such a local entity, the investors of the Fund shall be duly informed, prior to their investment, of the fact that such delegation is required due to the legal constraints of the law of the third country, of the circumstances justifying the delegation and of the risks involved in such a delegation.

### (iii) Conflicts of interests

The Depositary maintains comprehensive and detailed corporate policies and procedures requiring the Depositary to comply with applicable laws and regulations. The Depositary has policies and procedures governing the management of conflicts of interests. These policies and procedures address conflicts of interests that may arise through the provision of services to the Fund. The Depositary's policies require that all material conflicts of interests involving internal or external parties are promptly disclosed, escalated to senior management, registered, mitigated and/or prevented, as appropriate. In the event a conflict of interest may not be avoided, the Depositary shall maintain and operate effective organizational and administrative arrangements in order to take all reasonable steps to properly (i) disclose the conflicts of interest to the Fund and to the shareholders and (ii) to manage and monitor such conflicts. The Depositary ensures that employees are informed, trained and advised of conflicts of interests policies and procedures and that duties and responsibilities are segregated appropriately to prevent conflicts of interests issues. Compliance with conflicts of interests policies and procedures is supervised and monitored by the Board of Managers as general partner of the Depositary and by the Depositary's Authorized Management, as well as the Depositary's compliance, internal audit and risk management functions. The Depositary shall take all reasonable steps to identify and mitigate potential conflicts of interests. This includes implementing its conflicts of interests policies that are appropriate for the scale, complexity and nature of its business. This policy identifies the circumstances that give rise or may give rise to a conflicts of interests and includes the procedures to be followed and measures to be adopted in order to manage conflicts of interests. A conflict of interests register is maintained and monitored by the Depositary. Also, a conflict of interests register is maintained and monitored by the Management Company. No conflicts of interest between the Depositary and the FIL Group have been reported as of today in these registers.

A potential risk of conflicts of interest may occur in situations where the third party delegates of the Depositary may enter into or have a separate commercial and/or business relationship with the Depositary in parallel to the safekeeping delegation relationship. In the conduct of its business, conflicts of interest may arise between the Depositary and the third party delegate. Where a third party delegate shall have a group link with the Depositary, the Depositary undertakes to identify potential conflicts of interests arising from that link, if any, and to take all reasonable steps to mitigate those conflicts of interest.

The Depositary does not anticipate that there would be any specific conflicts of interest arising as a result of any delegation to any third party delegate. The Depositary will notify the Board and/or the board of directors of the Management Company of any such conflict should it so arise. To the extent that any other potential conflicts of interest exist pertaining to the Depositary, they have been identified, mitigated and addressed in accordance with the Depositary's policies and procedures. Updated information on the Depositary's custody duties and conflicts of interest that may arise may be obtained, free of charge and upon request, from the Depositary.

### (iv) Miscellaneous

The Depositary or the Fund may terminate the Depositary Agreement at any time upon ninety (90) calendar days' written notice (or earlier in case of certain breaches of the Depositary Agreement, including the insolvency of any of them) provided that the Depositary Agreement shall not terminate until a replacement depositary is appointed. Up-to-date information regarding the description of the Depositary's duties and of conflicts of interest that may arise as well as of any safekeeping functions delegated by the Depositary, the list of third-party delegates and any conflicts of interest that may arise from such a delegation will be made available to investors on request at the Fund's registered office.

## General Distributor and Distributors

The Management Company with the consent of the Fund has appointed the General Distributor to assist in the promotion of Shares in the Fund. The General Distributor has appointed the Distributors to distribute Shares. The Distributors always act as the agent for the General Distributor. The General Distributor acts as principal in the purchase and sale of Shares via the Distributors and Shares are issued to/redeemed by the Fund to the General Distributor on the terms of the Prospectus. The General Distributor may not price orders received by it on less favourable terms than those available direct from the Fund.

The General Distributor and the Share Distributors have been appointed as Distributors of Shares by the Fund under the following current agreements: General Distributor's Agreement; Share Distributors Agreements with FIL (Luxembourg) S.A., with FIL Investments International, with FIL Pensions Management with FIL Investment Management (Hong Kong) Limited and FIL Distributors International Limited, with FIL Investment Management (Singapore) Limited, FIL Administration Services Limited, with FIL Investment Services GmbH and with FIL Gestion. Each of these agreements may be terminated by either party upon 90 days' prior written notice.

The General Distributor is paid the initial charge, if any, (up to full initial charge per share class as described in 2.1. "Classes of Shares" in Part II of the Prospectus) collected by the Share Distributors (as agents for the General Distributor). The General Distributor is paid the initial charge, if any, on sales of Shares made directly through the Management Company and receives the fee charged on switches, if any. The distribution fee in respect of the classes C, D and E Shares is accrued daily and paid quarterly to the General Distributor. The General Distributor remunerates the Share Distributors out of the initial charges, if any. Initial commissions may be paid to financial intermediaries or institutions from the initial charge. Where ongoing commissions or other fees and charges are paid to financial intermediaries, these are usually borne by the Investment Manager from the management fee and/or by the General Distributor from the Distribution fee and in all cases are paid through the General Distributor.

Under the terms of the Articles of Incorporation the initial charge, if any, may be increased to a maximum of 8% of the Net Asset Value.

### Services Agreement

The Management Company and the Fund have appointed FIL Limited by a services agreement (the "Services Agreement") dated 1 June 2012, to provide services in relation to the investments of the funds including valuation, statistical, technical, reporting and other assistance. The Management Company and/or FIL Limited has outsourced certain administration services to other Fidelity group entities.

The Fund pays fees for the services noted in the Management Company Services Agreement and the Services Agreement at commercial rates agreed from time to time between the parties plus reasonable out-of-pocket expenses. The maximum fee paid for these services by the Fund will be 0.35% of the net assets (excluding reasonable out-of-pocket expenses).

The Agreements may be terminated by either party upon 90 days' prior written notice.

### Auditors

Deloitte Audit S.à r.l. has been appointed as the Fund's Auditors. This appointment is subject to Shareholder approval at each annual general meeting.

### Hong Kong Representative's Agreement

The Fund has appointed FIL Investment Management (Hong Kong) Limited by an agreement dated 5 July 1990 to act as Hong Kong Representative, to receive purchase, sale and switch requests, to provide information to investors and to accept notices and other services in respect of the Fund. The Hong Kong Representative is paid its reasonable out-of-pocket expenses.

### Taiwan General Representative's Agreement

The Board and the General Distributor have decided to appoint FIL Securities (Taiwan) Limited to act as Taiwan General Representative, to receive purchase, sale and switch requests, to provide information to investors and to accept notices and other services in respect of the Fund. Commencing from 1 September 2016, FIL Securities Investment Trust Co. (Taiwan) Limited will take over the role of Taiwan General Representative and relevant approvals of competent authorities have been obtained.

### General information on Charges and Expenses

The costs, charges and expenses which may be charged to the Fund include: all taxes which may be due on the assets and the income of the Fund; usual banking and Brokerage Commission due on transactions involving portfolio securities of the Fund (the latter to be included in the acquisition price and to be deducted from the selling price) and other expenses incurred in acquiring and disposing of investments, insurance, postage and telephone; Directors' fees, fees of the Management Company and remuneration of officers and employees of the Fund; remuneration of the Investment Manager, the Depositary, any Paying Agent, the Hong Kong Representative and of representatives in other jurisdictions where the Shares are qualified for sale, and of all other agents employed on behalf of the Fund; such remuneration may be based on the net assets of the Fund or on a transaction basis or may be a fixed sum; formation expenses; the cost of preparing, printing and publishing in such languages as are necessary, and distributing offering information or documents concerning the Fund, annual and semi-annual reports and such other reports or documents as may be desirable or required under the applicable laws or regulations of the above cited authorities; the cost of printing certificates and proxies; the cost of preparing and filing the Articles of Incorporation and all other documents concerning the Fund, including registration statements and offering circulars with all authorities (including local securities dealers' associations) having jurisdiction over the Fund or the offering of Shares; the cost of qualifying the Fund or the sale of Shares in any jurisdiction or of a listing on any exchange; the cost of accounting and bookkeeping; the cost of calculating the Net Asset Value of Shares of each fund; the cost of preparing, printing, publishing and distributing or sending public notices and other communications (including electronic or conventional contract notes) to the Shareholders; legal and auditing fees; registrar's fees; and all similar charges and expenses. Administrative and other expenses of a regular or recurring nature may be calculated on an estimated basis for yearly or other periods in advance, and the same may be accrued in equal proportions over any such period.

Costs, charges and expenses which may be attributed to a fund will be borne by that fund; otherwise they will be allocated in US Dollars pro rata to the Net Asset Value of all, or all appropriate, funds on such basis as the Board considers reasonable.

In so far as a fund invests in other UCITS or UCIs which are administered directly or by delegation by the Management Company or another company to which the Management Company is linked by common management or control or by a substantial direct or indirect holding or which is managed by a company in the FIL Group, the fund shall not be charged a subscription fee or a redemption fee.

A portion of commissions paid to selected brokers for certain portfolio transactions may, where permitted by regulation, be repaid to the funds which generated the commissions with these brokers and may be used to offset expenses.

Except as described in the Prospectus, no commissions, discounts, brokerage or other special terms have been granted by the Fund or the Management Company in relation to Shares issued or to be issued by the Fund; on any issue or sale of Shares a Distributor (including the General Distributor) may, out of its own pocket or out of the initial charges, if any, pay commissions or other fees and charges on applications received through brokers and other professional agents or grant discounts.

Foreign exchange transactions for investors or the Fund may be effected on an arm's length basis by or through FIL Group companies from which a benefit may be derived by such companies.

The above fees may be permanently or temporarily waived or borne by the Investment Manager.

## PART V

### 5. Investment Restrictions

#### 5.1. Investment Powers and Safeguards for funds other than Cash funds

Under the Articles of Incorporation broad power is conferred on the Directors, based on the principle of spreading of risks and subject to the Articles of Incorporation and Luxembourg law, to determine the corporate and investment policy for the Fund and for the investment of each fund (other than Cash funds) and the investment restrictions which shall apply from time to time.

##### A. Investment Restrictions

- I 1. The Fund may invest in:
    - a) Transferable Securities and Money Market Instruments admitted to or dealt in on an Eligible Market or admitted to official listing on a stock exchange;
    - b) recently issued Transferable Securities and Money Market Instruments, provided that the terms of issue include an undertaking that application will be made for admission to official listing on an Eligible Market and such admission is secured within one year of the issue;
    - c) units/shares of UCITS and/or other UCIs, whether situated in a Member State of the European Economic Area (a "Member State") or not, provided that:
      - such other UCIs have been authorised under such laws which provide that they are subject to supervision considered by the CSSF to be equivalent to that laid down in EU law, and that cooperation between authorities is sufficiently ensured,
      - the level of protection for unitholders/shareholders in such other UCIs is equivalent to that provided for unitholders/shareholders in a UCITS, and in particular that the rules on assets segregation, borrowing, lending, and uncovered sales of Transferable Securities and Money Market Instruments are equivalent to the requirements of directive 2009/65/EC,
      - the business of such other UCIs is reported in half-yearly and annual reports to enable an assessment of the assets and liabilities, income and operations over the reporting period,
      - no more than 10% of the assets of the UCITS or of the other UCIs, whose acquisition is contemplated, can, according to their constitutional documents, in aggregate be invested in units/shares of other UCITS or other UCIs;
    - d) deposits with credit institutions which are repayable on demand or have the right to be withdrawn, and maturing in no more than 12 months, provided that the credit institution has its registered office in a Member State or, if the registered office of the credit institution is situated in a third country, provided that it is subject to prudential rules considered by the CSSF as equivalent to those laid down in EU law;
    - e) financial derivative instruments, including equivalent cash-settled instruments, dealt in on an Eligible Market and/or financial derivative instruments dealt in over-the-counter ('OTC derivatives'), provided that:
      - the underlying consists of instruments covered by this section I 1., financial indices, interest rates, foreign exchange rates or currencies, in which the funds may invest according to their investment objective;
      - the counterparties to OTC derivative transactions are institutions subject to prudential supervision, and belonging to the categories approved by the Luxembourg supervisory authority;
      - the OTC derivatives are subject to reliable and verifiable valuation on a daily basis and can be sold, liquidated or closed by an offsetting transaction at any time at their fair value at the Fund's initiative;
  - and/or
  - f) Money Market Instruments other than those dealt in on an Eligible Market and referred to under 'Definitions', if the issue or the issuer of such instruments are themselves regulated for the purpose of protecting investors and savings, and provided that such instruments are:
    - issued or guaranteed by a central, regional or local authority or by a central bank of a Member State, the European Central Bank, the EU or the European Investment Bank, a non Member State or, in case of a Federal State, by one of the members making up the federation, or by a public international body to which one or more Member States belong, or
    - issued by an undertaking any securities of which are dealt in on Eligible Markets, or
    - issued or guaranteed by an establishment subject to prudential supervision, in accordance with criteria defined by EU law or by an establishment which is subject to and complies with prudential rules considered by the CSSF to be at least as stringent as those laid down by EU law, or
    - issued by other bodies belonging to the categories approved by the CSSF provided that investments in such instruments are subject to investor protection equivalent to that laid down in the first, the second or the third indent and provided that the issuer is a company whose capital and reserves amount to at least ten million Euro (Euro 10,000,000) and which presents and publishes its annual accounts in accordance with the fourth Directive 78/660/EEC, is an entity which, within a group of companies which includes one or several listed companies, is dedicated to the financing of the group or is an entity which is dedicated to the financing of securitisation vehicles which benefit from a banking liquidity line.
  2. In addition, the Fund may invest a maximum of 10% of the net assets of any fund in Transferable Securities and Money Market Instruments other than those referred to under 1. above.
  3. Under the conditions and within the limits laid down by the Law of 2010, the Fund may, to the widest extent permitted by the Luxembourg laws and regulations (i) create any fund qualifying either as a feeder UCITS (a "Feeder UCITS") or as a master UCITS (a "Master UCITS"), (ii) convert any existing fund into a Feeder UCITS, or (iii) change the Master UCITS of any of its Feeder UCITS.
- A Feeder UCITS shall invest at least 85% of its assets in the units of another Master UCITS. A Feeder UCITS may hold up to 15% of its assets in one or more of the following:
- ancillary liquid assets in accordance with paragraph II;
  - financial derivative instruments, which may be used only for hedging purposes;
  - movable and immovable property which is essential for the direct pursuit of its business.

For the purposes of compliance with article 42 (3) of the Law of 2010, the Feeder UCITS shall calculate its global exposure related to financial derivative instruments by combining its own direct exposure under the second indent of the first sub-paragraph with either:

- the Master UCITS actual exposure to financial derivative instruments in proportion to the Feeder UCITS investment into the Master UCITS; or
- the Master UCITS potential maximum global exposure to financial derivative instruments provided for in the Master UCITS management regulations or instruments of incorporation in proportion to the Feeder UCITS investment into the Master UCITS.

II The Fund may hold ancillary liquid assets up to 49% of the net assets of each fund; this percentage may exceptionally be exceeded if the Directors consider this to be in the best interests of the Shareholders.

III 1. a) The Fund will invest no more than 10% of the net assets of any fund in Transferable Securities or Money Market Instruments issued by the same issuing body.  
 b) The Fund may not invest more than 20% of the net assets of any fund in deposits made with the same body.  
 c) The risk exposure of a fund to a counterparty in an OTC derivative transaction may not exceed 10% of its net assets when the counterparty is a credit institution referred to in I 1. d) above or 5% of its net assets in other cases.

2. Moreover, where the Fund holds on behalf of a fund investments in Transferable Securities and Money Market Instruments of issuing bodies which individually exceed 5% of the net assets of such fund, the total of all such investments must not account for more than 40% of the total net assets of such fund.

This limitation does not apply to deposits and OTC derivative transactions made with financial institutions subject to prudential supervision.

Notwithstanding the individual limits laid down in paragraph III 1., the Fund may not combine for each fund, where this would lead to investment of more than 20% of its assets in a single body, any of the following:

- investments in Transferable Securities or Money Market Instruments issued by a single body,
- deposits made with a single body, and/or
- exposures arising from OTC derivative transactions undertaken with a single body.

3. The limit of 10% laid down in sub-paragraph 1. a) above is increased to a maximum of 35% in respect of Transferable Securities or Money Market Instruments which are issued or guaranteed by a Member State, its local authorities, or by another Eligible State or by public international bodies of which one or more Member States are members.

4. The limit of 10% laid down in sub-paragraph 1. a) is increased to 25% for certain bonds when they are issued by a credit institution which has its registered office in a Member State and is subject by law, to special public supervision designed to protect bondholders. In particular, sums deriving from the issue of these bonds must be invested in conformity with the law in assets which, during the whole period of validity of the bonds, are capable of covering claims attaching to the bonds and which, in case of bankruptcy of the issuer, would be used on a priority basis for the repayment of principal and payment of the accrued interest.

If a fund invests more than 5% of its net assets in the bonds referred to in this sub-paragraph and issued by one issuer, the total value of such investments may not exceed 80% of the net assets of the fund.

Notwithstanding the above provisions, the Fund is authorised to invest up to 100% of the net assets of any fund, in accordance with the principle of risk spreading, in Transferable Securities and Money Market Instruments issued or guaranteed by a Member State, its local authorities, a non-Member State of the EU accepted by the CSSF (being at the date of this Prospectus OECD member State, Singapore or any member state of the G20) or by public international bodies of which one or more Member States of the EU are members, provided that such fund must hold securities from at least six different issues and securities from one issue do not account for more than 30% of the net assets of such fund.

5. The Transferable Securities and Money Market Instruments referred to in paragraphs 3. and 4. shall not be included in the calculation of the limit of 40% in paragraph 2.

The limits set out in sub-paragraphs 1., 2., 3. and 4. may not be aggregated and, accordingly, investments in Transferable Securities or Money Market Instruments issued by the same issuing body, in deposits or in derivative instruments effected with the same issuing body may not, in any event, exceed a total of 35% of any fund's net assets;

Companies which are part of the same group for the purposes of the establishment of consolidated accounts, as defined in accordance with directive 83/349/EEC or in accordance with recognised international accounting rules, are regarded as a single body for the purpose of calculating the limits contained in this paragraph III.

The Fund may cumulatively invest up to 20% of the net assets of a fund in Transferable Securities and Money Market Instruments within the same group.

IV 1. Without prejudice to the limits laid down in paragraph V, the limits provided in paragraph III are raised to a maximum of 20% for investments in shares and debt securities issued by the same issuing body if the aim of the investment policy of a fund is to replicate the composition of a certain stock or bond index which is sufficiently diversified, represents an adequate benchmark for the market to which it refers, is published in an appropriate manner and disclosed in the relevant fund's investment policy.

2. The limit laid down in paragraph 1. is raised to 35% where this proves to be justified by exceptional market conditions, in particular on Regulated Markets where certain Transferable Securities or Money Market Instruments are highly dominant. The investment up to this limit is only permitted for a single issuer.

V 1. The Fund may not acquire shares carrying voting rights which should enable it to exercise significant influence over the management of an issuing body.

2. The Fund may acquire for each fund no more than:
- 10% of the non-voting shares of the same issuer;
  - 10% of the debt securities of the same issuer;
  - 25% of the units of the same UCITS or other UCI;
  - 10% of the Money Market Instruments of the same issuer.

3. These limits under second and fourth indents may be disregarded at the time of acquisition, if at that time the gross amount of debt securities or of the Money Market Instruments cannot be calculated.

The provisions of paragraph V shall not be applicable to Transferable Securities and Money Market Instruments issued or guaranteed by a Member State or its local authorities or by any non – Member State of the EU, or issued by public international bodies of which one or more Member States of the EU are members.



These provisions are also waived as regards shares held by the Fund in the capital of a company incorporated in a non-Member State of the EU which invests its assets mainly in the securities of issuing bodies having their registered office in that State, where under the legislation of that State, such a holding represents the only way in which the Fund can invest in the securities of issuing bodies of that State provided that the investment policy of the company from the non-Member State of the EU complies with the limits laid down in paragraph III, V 1. and 2. and VI.

The limits set forth here above also do not apply when investments of any fund are made in the capital of subsidiary companies which, exclusively on behalf of the Fund or such fund carry on only the business of management, advice or marketing in the country where the subsidiary is located, with regard to the redemption of Shares at the request of Shareholders.

- VI 1. Unless otherwise specifically permitted for a fund in its investment objective, each fund may not acquire units/shares of UCITS and/or other UCIs referred to in paragraph I. c) in aggregate for more than 10% of its net assets. When a fund is specifically permitted to invest more than 10% of its net assets in units/shares of UCITS and/or other UCIs, this fund will not be allowed to invest more than 20% of its assets in the units/shares of a single UCITS or other UCI. For the purpose of the application of this investment limit, each compartment of a UCITS or UCI is to be considered as a separate issuer provided that the principle of segregation of the obligations of the various compartments vis-à-vis third parties is ensured. Investment made in units/shares of UCIs other than UCITS may not in aggregate exceed 30% of the assets of a fund.
2. The underlying investments held by the UCITS or other UCIs in which the Fund invests do not have to be considered for the purpose of the investment restrictions set forth under III above.
3. When the Fund invests in the units of UCITS and/or other UCIs that are managed, directly or by delegation, by the Investment Manager or by any other company with which the Investment Manager is linked by common management or control, or by a substantial direct or indirect holding, no subscription or redemption fees may be charged to the Fund on account of its investment in the units of such other UCITS and/or UCIs.
- In the event a fund invests a substantial portion of its assets in UCITS and other UCIs, the total management fee (excluding any performance fee, if any) charged to such fund and each of the UCITS or other UCIs concerned shall not exceed 3% of the relevant net assets under management. The Fund will indicate in its annual report the total management fees charged both to the relevant fund and to the UCITS and other UCIs in which such fund has invested during the relevant period.
4. The Fund may acquire no more than 25% of the units of the same UCITS or other UCI. This limit may be disregarded at the time of acquisition if at that time the net amount of the units in issue cannot be calculated. In case of a UCITS or other UCI with multiple compartments, this restriction is applicable by reference to all units issued by the UCITS or other UCI concerned, all compartments combined.
5. A fund (the "feeding fund") may subscribe, acquire and/or hold securities to be issued or issued by one or more funds of the Fund (each a "recipient fund") provided that;
- The feeding fund may not invest more than 10% of its net asset value in a single recipient fund, this limit being increased to 20% if the feeding fund is permitted, pursuant to its investment objective, to invest more than 10% of its net assets in the units of UCITS or other UCIs or in one single such UCITS or other UCIs; and
  - The recipient fund does not, in turn, invest in the feeding fund; and
  - The investment policy of the recipient funds whose acquisition is contemplated does not allow such recipient funds to invest more than 10% of its net asset value in UCITS and other UCIs; and
  - Voting rights, if any, attaching to the Shares of the recipient funds held by the feeding fund are suspended for as long as they are held by the feeding fund concerned and without prejudice to the appropriate processing in the accounts and the periodic reports; and in any event, for as long as these securities are held by the feeding fund, their value will not be taken into consideration for the calculation of the net assets of the Fund for the purposes of verifying the minimum threshold of the net assets imposed by the Law of 2010; and
  - To the extent required by Luxembourg law, there is no duplication of management/subscription or redemption fees between those at the level of the feeding fund.
- VII The Fund shall ensure for each fund that the global exposure relating to derivative instruments does not exceed the net assets of the relevant fund. A fund's global exposure shall consequently not exceed 200% of its total net assets. In addition, this global exposure may not be increased by more than 10% by means of temporary borrowings (as referred to in section B. 2. below) so that it may not exceed 210% of any fund's total net assets under any circumstances.
- The exposure is calculated taking into account the current value of the underlying assets, the counterparty risk, foreseeable market movements and the time available to liquidate the positions. This shall also apply to the following subparagraphs.
- If the Fund invests in financial derivative instruments, the exposure to the underlying assets may not exceed in aggregate the investment limits laid down in paragraph III above. When the Fund invests in index-based financial derivative instruments, these investments do not have to be combined to the limits laid down in paragraph III.
- When a transferable security or Money Market Instrument embeds a derivative, the latter must be taken into account when complying with the requirements of this paragraph VII.
- VIII 1. The Fund may not borrow for the account of any fund amounts in excess of 10% of the net assets of that fund. Any such borrowings must be from banks and effected only on a temporary basis, provided that the Fund may acquire foreign currencies by means of back to back loans.
2. The Fund may not grant loans to or act as guarantor on behalf of third parties.
- This restriction shall not prevent the Fund from acquiring Transferable Securities, Money Market Instruments or other financial instruments referred to in I 1. c), e) and f) which are not fully paid.
3. The Fund may not carry out uncovered sales of Transferable Securities, Money Market Instruments or other financial instruments.
4. The Fund may not acquire movable or immovable property.
5. The Fund may not acquire either precious metals or certificates representing them.
- IX 1. The Fund needs not comply with the limits laid down in this chapter when exercising subscription rights attaching to Transferable Securities or Money Market Instruments which form part of its assets. While ensuring observance of the principle of risk spreading, recently created funds may derogate from paragraphs III, IV and VI 1., 2. and 3. for a period of six months following the date of their creation.
2. If the limits referred to in paragraph 1. are exceeded for reasons beyond the control of the Fund or as a result of the exercise of subscription rights, it must adopt as a priority objective for its sales transactions the remedying of that situation, taking due account of the interest of its Shareholders.
3. To the extent that an issuer is a legal entity with multiple compartments where the assets of the compartment are

exclusively reserved to the investors in such compartment and to those creditors whose claim has arisen in connection with the creation, operation or liquidation of that compartment, each compartment is to be considered as a separate issuer for the purpose of the application of the risk spreading rules set out in paragraphs III, IV and VI.

## **B. Other Safeguards**

In addition, the Fund shall not:

1. borrow money except on a short-term basis, and then only to the extent of 10% of the total value of the net assets of the Fund;
2. mortgage, pledge, charge or in any manner transfer as security for indebtedness any assets of the Fund other than as may be necessary in connection with permitted borrowings (within the above limit of 10%) except that the foregoing shall not prevent the Fund from segregating or pledging assets as may be required in constituting margins for the purposes of using financial derivative instruments and transactions as more fully described under D. below;
3. underwrite or participate (except as an investor) in the marketing of securities of any other company;
4. make loans or guarantee the obligations of third parties, save that the Fund may make deposits with the Depositary or any bank or deposit-taking institution approved by the Depositary or hold debt instruments. Securities lending does not rank as a loan for the purpose of this restriction;
5. issue warrants or other rights to subscribe for Shares in the Fund to its Shareholders or to any third parties;
6. except with the consent of the Directors, purchase, sell, borrow or lend portfolio investments from or to or otherwise execute transactions with any appointed Investment Manager or investment adviser of the Fund, or any Connected Person (as defined in Part V, 5.1, H. "Miscellaneous" of the Prospectus) of either of them;
7. invest in documents of title to merchandise.

## **C. Risk Management Procedures**

The Management Company will employ a risk management process which enables it to monitor and measure at any time the risk of the positions and their contribution to the overall risk profile of each fund. The Management Company will employ, if applicable, a process for accurate and independent assessment of the value of any OTC derivative instruments. Further information about the Fund's risk management process is available upon request from the Management Company.

## **D. Global Exposure relating to Derivative Instruments and Leverage**

As part of the risk management process global exposure relating to derivative instruments – which essentially measures the additional exposure to market risk resulting from the use of derivatives – for each fund is monitored. The Management Company uses either the commitment, the relative value-at-risk (VaR) or the absolute VaR approach as indicated for each fund. The methodology follows the guidelines stated in the CSSF circular 11/512 relating to the presentation of the main regulatory changes in risk management following the publication of CSSF regulations 10-4 and ESMA clarifications, further clarification from the CSSF on risk management rules and the definition of the content and format of the risk management process to be communicated to the CSSF.

Under the commitment approach each derivative position (including embedded derivatives) is in principle converted into the market value of the equivalent position in the underlying asset or by the notional value or the price of the futures contract where this is more conservative (the derivative position's commitment). If derivative positions are eligible for netting they may be excluded from the calculation. For hedge positions, only the net position is taken into account. Also excluded may be derivative positions which swap risk positions from securities held to other financial exposures under certain circumstances, as are derivative positions which are covered by cash positions and which are not considered to generate any incremental exposure and leverage or market risk.

Global exposure relating to derivative instruments is the sum of the absolute values of these net commitments and is typically expressed as a percentage of the total net assets of a fund. Global exposure relating to derivative instruments is limited to 100% for funds using the commitment approach.

Under the relative VaR approach a reference portfolio is assigned to each fund. Then the following calculations are undertaken:

- a) VaR for the fund's current holdings
- b) VaR for the reference portfolio

VaR is calculated using a 20 day time horizon with a 99% confidence level. The VaR for the fund's current holdings will not be greater than twice the VaR for the reference portfolio. Under the absolute VaR approach the VaR for the fund's current holdings is again calculated (subject to the same time horizon and confidence interval). The VaR for the fund's current holdings cannot exceed the specified value for that fund.

The expected level of leverage (using the sum of notional approach) is indicated for each fund using the VaR approach; this is however not a limit and higher levels of leverage may occur.

## **E. Securities Lending and Borrowing and Repurchase and Reverse Repurchase Transactions**

To the maximum extent allowed by, and within the limits set forth in, the Law of 2010 as well as any present or future related Luxembourg laws or implementing regulations, circulars and CSSF's positions (the "Regulations"), in particular the provisions of article 11 of the Grand-Ducal Regulation of 8 February 2008 (as these pieces of regulations may be amended or replaced from time to time, the Investment Manager in relation to each fund may for the purpose of Efficient Portfolio Management (a) enter, either as purchaser or seller, into repurchase transactions (opérations à réméré) and reverse repurchase and repurchase agreements transactions (opérations de prise/mise en pension) and (b) engage in securities lending transactions.

Under no circumstances shall these operations cause a fund to diverge from its investment objective as laid down in the Prospectus or result in additional risk higher than its profile as described in the Prospectus.

The Management Company will ensure to maintain the volume of these transactions at a level such that is able, at all times, to meet redemption requests.

The counterparties to such transactions must be subject to prudential supervision rules considered by the CSSF as equivalent to those prescribed by EU law and specialised in this type of transaction.

All revenues generated from securities lending transactions will be allocated to the relevant funds net of the fees paid to the Investment Manager and the securities lending agent.

The Fund has appointed Brown Brothers Harriman & Co., a New York limited partnership with an office in Boston, Massachusetts and Citibank N.A., London Branch (both a "Lending Agent") to carry out the securities lending transactions and the management of the collateral. Neither Lending Agent is an affiliate of the Investment Manager.

#### **F. Management of collateral for Securities Lending, Repurchase and OTC Financial Derivative Transactions**

Collateral with regard to securities lending transactions and OTC Financial Derivative Transactions must be in the form of: (i) liquid assets (i.e., cash and short term bank certificates, money market instruments as defined in Council Directive 2007/16/EC of 19 March 2007) and their equivalent (including letters of credit and a guarantee at first-demand given by a first class credit institution not affiliated to the counterparty); (ii) bonds issued or guaranteed by a Member State of the OECD or their local authorities or by supranational institutions and undertakings with EU, regional or world-wide scope; (iii) shares or units issued by Money Market Funds calculating a net asset value on a daily basis and assigned a rating of AAA or its equivalent; (iv) shares or units issued by UCITS investing mainly in bonds/shares satisfying the conditions under (v) and (vi) hereafter; (v) bonds issued or guaranteed by first class issuers offering an adequate liquidity; or (vi) shares admitted to or dealt in on a Regulated Market or on a stock exchange of a Member State of the OECD, provided that these shares are included in a main index. Securities that are the subject of purchase with a repurchase option or that may be purchased in reverse purchase agreements are limited to the type of securities mentioned under items (i), (ii), (iii), (v) and (vi).

Cash collateral received by the Fund in relation to these transactions will not be reinvested unless otherwise specifically permitted for a specific fund in the Prospectus. In that event, cash collateral received by such fund in relation to any of these transactions may be reinvested in a manner consistent with the investment objectives of such fund in (a) shares or units issued by money market undertakings for collective investment calculating a daily net asset value and being assigned a rating of AAA or its equivalent, (b) short-term bank deposits, (c) money market instruments as defined in the above referred Regulation of 2008, (d) short-term bonds issued or guaranteed by an EU member state, Switzerland, Canada, Japan or the United States or by their local authorities or by supranational institutions and undertakings with EU, regional or world-wide scope, (e) bonds issued or guaranteed by first class issuers offering an adequate liquidity, and (f) reverse repurchase agreement transactions according to the provisions described under section I.C.a) of the above referred CSSF Circular. Such reinvestment will be taken into account for the calculation of each concerned fund's global exposure relating to derivative instruments, in particular if it creates a leverage effect.

Non-cash collateral received with regards to such transactions will not be sold, re-invested or pledged.

Collateral received must fall within eligibility criteria, as defined in the Law of 2010 and the above referred Regulation of 2008 and be designed to provide high liquidity with easy pricing, a robust sale price that is close to pre-sale valuation together with, a low correlation with the counterparties to provide collateral pricing independence and high-grade credit rating. The collateral is valued daily and a hair-cut is applied to non-cash collateral. Haircuts will not be applied to cash collateral. Collateral is diversified and monitored to be in line with the Fund's counterparty limits.

The risks linked to the management of collateral, such as operational and legal risks, are identified, managed and mitigated by the risk management process.

For the avoidance of doubt, the provisions of this section are also applicable to the Cash funds provided they are not incompatible with the provisions of MMFR.

#### **G. Total Return Swaps and other Financial Derivative instruments with similar characteristics**

The Fund may use Total Return Swaps or other financial derivative instruments with similar characteristics (at the time of this Prospectus, "contracts for difference") (the "TRS/CFD Transactions") to meet the investment objective of a fund and in accordance with the provisions on the use of financial derivative instruments set forth in their investment policy. Whenever the Fund will be using TRS/CFD Transactions the following will apply:

- a) the TRS/CFD Transactions will be undertaken on single name equity and fixed income instruments or financial indices all of which are eligible assets for UCITS under EU law and regulation;
- b) each trading counterparty to the TRS/CFD Transactions will be subject to prudential supervision rules considered by the CSSF as equivalent to those prescribed by EU law and specialised in such TRS/CFD Transactions;
- c) risks borne by the respective funds and Shareholders are described in Part I, 1.2., X. "Derivatives Related Risks" of the Prospectus;
- d) the TRS/CFD Transactions will be undertaken in accordance with the requirements detailed in Part V 5. "Investment Restrictions", 5.1. "Investment Powers and Safeguards" of the Prospectus;
- e) no trading counterparty will assume discretion over the composition or management of the relevant fund's investment portfolio or over the underlying of the financial derivative instruments; and
- f) none of the Fund's investment portfolio transactions will require approval by third party.

#### **H. EU Securities Financing Transactions Regulation**

On 25 November 2015 the European Parliament and the Council adopted a regulation that came into force on 12 January 2016 requiring further transparency including in the Prospectus to address perceived risks in the use of securities financing transactions. As described in section E. above, the Investment Manager in relation to each fund may for the purpose of Efficient Portfolio Management (a) enter, either as purchaser or seller, into repurchase transactions (opérations à réméré) and reverse repurchase transactions (opérations de prise/mise en pension) and (b) engage in securities lending transactions. The Fund will not enter into margin lending transactions.

The following type of assets can be subject to repurchase and reverse repurchase agreements: cash and bonds. The following type of assets can be subject to securities lending transactions: equity stocks and bonds.

With respect to securities lending transactions, the Fund will generally require the borrower to post collateral representing, at any time during the lifetime of the agreement, at least 105% of the total value of the securities lent in the case of equity stocks and at least 102% of the total value of the securities lent in the case of bonds. Repurchase agreement and reverse repurchase agreements will generally be collateralised, at any time during the lifetime of the agreement, at a minimum of 100% of their notional amount.

As described in section G. above, the Fund may use Total Return Swaps or other financial derivative instruments with similar characteristics (at the time of this Prospectus, "contracts for difference", the "TRS/CFD") to meet the investment objective of a fund and in accordance with the provisions on the use of financial derivative instruments set forth in their investment policy.

The following type of assets can be subject to TRS/CFD: equity stocks, equity indices and credit indices.

Counterparties to such transactions must be subject to prudential supervision rules considered by the CSSF as equivalent to those prescribed by EU law and specialised in these types of transactions. These counterparties will generally be

financial institutions based in an OECD member state and having an investment grade credit rating. The selected counterparties comply with the Article 3 of the SFTR Regulation.

87.5% of the gross revenue arising from securities lending transactions are returned to the funds, while a 12.5% fee is paid to the Lending Agent. Any operational costs arising from such lending activities are borne by the lending agent out of its fee. With regards to TRS/CFD, repurchase transactions or reverse repurchase transactions, 100% of the revenues (or losses) generated by their execution are allocated to the funds. The Investment Manager do not charge any additional costs or fees or receive any additional revenues in connection with these transactions. Whilst additional costs may be inherent in certain products (e.g. the financing leg on a CFD), these are imposed by the counterparty based on market pricing, form part of the revenues or losses generated by the relevant product, and are allocated 100% to the funds. Details on the actual return and cost for each type of SFT and TRS/CFD (in absolute terms and as a percentage of overall returns generated by that type of STF or TRS/CFD) are published in the fund's annual reports and accounts

#### I. Miscellaneous

1. The Fund need not comply with the investment limit percentages set out above when exercising subscription rights attaching to securities which form part of its assets.
2. Such restrictions shall apply to each fund, as well as to the Fund as a whole.
3. If the investment limit percentages set out above are exceeded as a result of events or actions after investment that are beyond the control of the Fund or by reason of the exercise of subscription rights attaching to securities held by it, the Fund shall give priority, consistent with the best interests of Shareholders, upon sale of securities to disposing of these securities to the extent that they exceed such percentages; provided, however, that in any case where the foregoing percentages are lower than relevant percentages imposed by Luxembourg Law, the Fund need not give priority to disposing of such securities until the law's higher limits have been exceeded, and then only to the extent of such excess.
4. The Fund follows a risk-spreading policy regarding the investment of cash and other liquid assets.
5. The Fund will not purchase or sell real estate or any option right or interest therein, provided that the Fund may invest in securities secured by real estate or interests therein or issued by companies which invest in real estate or interests therein.
6. The Investment Manager, any of its delegates and/or any of their Connected Persons may effect transactions by or through the agency of another person with whom the Investment Manager, any of its delegates and/or any of their Connected Persons have an arrangement under which that party will from time to time provide to or procure for the Investment Manager, any of its delegates and/or any of their Connected Persons goods, services or other benefits (such as research and advisory services, where permitted by regulation only) ("soft dollar arrangements"), the nature of which is such that their provision can reasonably be expected to benefit the Fund as a whole and may contribute to an improvement in the Fund's performance and that of the Investment Manager or any of its delegates in providing services to the Fund and for which no direct payment is made but instead the Investment Manager, any of its delegates and/or any of their Connected Persons undertake to place business with that party. For the avoidance of doubt, such goods and services do not include travel, accommodation, entertainment, general administrative goods or services, general office equipment or premises, membership fees, employee salaries or direct money payments. Periodic disclosure is made in the annual report of the Fund in the form of a statement describing the soft dollar policies and practices of the Investment Manager or its delegates, including a description of goods and services received by them and/or any of their Connected Persons.
7. The Investment Manager, any of its delegates and/or any of their Connected Persons shall not retain the benefit of any cash commission rebate (being cash commission repayment made by a broker or dealer to the Investment Manager, any of its delegates and/or any of their Connected Persons) paid or payable from any such broker or dealer in respect of any business placed with such broker or dealer by the Investment Manager, any of its delegates and/or any of their Connected Persons for or on behalf of the Fund. Any such cash commission rebate received from any such broker or dealer shall be held by the Investment Manager, any of its delegates and/or any of their Connected Persons for the account of the Fund. Brokerage rates will not be excessive of customary institutional full-service brokerage rates. All transactions will be done with best execution. The availability of soft dollar arrangements may not be the sole or primary purpose to perform or arrange transaction with such broker or dealer.
88. Any fund having exposure to a financial index will rebalance its portfolio in accordance with the rebalancing of the securities representing the index, when it is an index tracking fund or, when not specifically replicating the index, in line with the fund's strategy. The effects on the costs will depend on the rebalancing frequency.

## 5.2. Investment Powers and Safeguards for Cash funds

The Board has adopted the following restrictions in relation to the investments of the Cash funds which qualify as Short-Term Variable Net Asset Value Money Market Funds. These restrictions and policies may be amended from time to time by the Board of as it shall deem it to be in the best interest of the Fund in which case this Prospectus will be updated.

I) Each Cash fund may exclusively invest in the following eligible assets:

- A) Money Market Instruments that fulfil all of the following requirements:
  - a) It falls within the following categories:
    - i) Money Market Instruments admitted to or dealt in on a Regulated Market, admitted to official listing on a stock exchange; and/or
    - ii) Money Market Instruments other than those dealt in on a Regulated Market, if the issue or the issuer of such instruments are themselves regulated for the purpose of protecting Investors and savings, and provided that such instruments are:
      1. issued or guaranteed by a central, regional or local authority or by a central bank of an EU Member State, the European Central Bank, the EU or the European Investment Bank, a non-EU Member State or, in case of a Federal State, by one of the members making up the federation, or by a public international body to which one or more EU Member States belong; or

2. issued by an undertaking, any securities of which are dealt in on Regulated Markets referred to in a) i) above; or
  3. issued or guaranteed by an establishment subject to prudential supervision, in accordance with criteria defined by EU Law, or by an establishment which is subject to and complies with prudential rules considered by the CSSF to be at least as stringent as those laid down by EU Law; or
  4. issued by other bodies belonging to the categories approved by the CSSF provided that investments in such instruments are subject to investor protection equivalent to that laid down in 1. 2. and 3. above and provided that the issuer is a company whose capital and reserves amount to at least EUR 10,000,000 and which presents and publishes its annual accounts in accordance with Directive 2013/34/EU, is an entity which, within a group of companies which includes one or several listed companies, is dedicated to the financing of the group or is an entity which is dedicated to the financing of securitisation vehicles which benefit from a banking liquidity line.
  - b) it displays one of the following alternative characteristics:
    1. it has a legal maturity at issuance of 397 days or less;
    2. it has a residual maturity of 397 days or less.
  - c) the issuer of the Money Market Instrument and the quality of the Money Market Instrument have received a favourable assessment pursuant to the internal credit quality assessment procedure established by the Management Company;  
This requirement shall not apply to Money Market Instruments issued or guaranteed by the EU, a central authority or central bank of an EU Member State, the European Central Bank, the European Investment Bank, the European Stability Mechanism or the European Financial Stability Facility.
  - d) where the Cash funds invest in a securitisation or Asset Backed Commercial Papers ("ABCPs"), it is subject to the requirements laid down in B) below.
- B) 1) Eligible securitisation and ABCPs provided that the securitisation or ABCP is sufficiently liquid, has received a favourable assessment pursuant to the internal credit quality assessment procedure established by the Management Company, and is any of the following:
- a) a securitisation referred to in Article 13 of Commission Delegated Regulation (EU) 2015/61;
  - b) an ABCP issued by an ABCP programme which:
    1. is fully supported by a regulated credit institution that covers all liquidity, credit and material dilution risks, as well as ongoing transaction costs and ongoing programme-wide costs related to the ABCP, if necessary to guarantee the investor the full payment of any amount under the ABCP;
    2. is not a re-securitisation and the exposures underlying the securitisation at the level of each ABCP transaction do not include any securitisation position;
    3. does not include a synthetic securitisation as defined in point (11) of Article 242 of Regulation (EU) No 575/2013;
  - c) a simple, transparent and standardised (STS) securitisation or ABCP provided that the criteria identifying these STS as laid down by Article 11 of the MMFR, as amended, are complied with.  
As from 1 January 2019, this paragraph will be amended as follows:  
"a simple, transparent and standardised (STS) securitisation, as determined in accordance with the criteria and conditions laid down in Articles 20, 21 and 22 of Regulation (EU) 2017/2402 of the European Parliament and of the Council, or an STS ABCP, as determined in accordance with the criteria and conditions laid down in Articles 24, 25 and 26 of that Regulation".
- 2) The Cash funds may invest in the securitisations or ABCPs provided any of the following conditions is fulfilled, as applicable:
- a) the legal maturity at issuance of the securitisations referred to in point a) above is two years or less and the time remaining until the next interest rate reset date is 397 days or less;
  - b) the legal maturity at issuance or residual maturity of the securitisations and ABCPs referred to in 1) a), b) and c) above is two years or less and the time remaining until the next interest rate reset date is 397 days or less;
  - c) The securitisations referred to in points 1) a) and c) above are amortising instruments and have a WAL of two years or less.
- C) Deposits with credit institutions provided that all of the following conditions are fulfilled:
- a) the deposit is repayable on demand or is able to be withdrawn at any time;
  - b) the deposit matures in no more than 12 months;
  - c) the credit institution has its registered office in a EU Member State or, where the credit institution has its registered office in a third country, it is subject to prudential rules considered equivalent to those laid down in EU Law in accordance with the procedure laid down in Article 107(4) of Regulation (EU) No 575/2013.
- D) Repurchase agreements provided that all the following conditions are fulfilled:
- a) It is used on a temporary basis, for no more than seven working days, only for liquidity management purposes and not for investment purposes other than as referred to in point c) below.
  - b) The counterparty receiving assets transferred by the relevant Cash fund as collateral under the repurchase agreement is prohibited from selling, investing, pledging or otherwise transferring those assets without the prior consent of the Fund;
  - c) The cash received by the relevant Cash fund as part of the repurchase agreement is able to be:
    1. placed on deposits in accordance with C) above; or
    2. invested in liquid transferable securities or Money Market Instruments other than those referred to in 1) A) above provided that those assets comply with one of the following conditions:
      - (i) they are issued or guaranteed by the Union, a central authority or central bank of a Member State of the EU, the European Central Bank, the European Investment Bank, the European Stability Mechanism or the European Financial Stability Facility provided

- that a favourable assessment has been received pursuant to the internal credit rating assessment procedure established by the Management Company;
- (ii) they are issued or guaranteed by a central authority or central bank of a non-EU Member State, provided that a favourable assessment has been received pursuant to the internal credit rating assessment procedure of the Management Company.
  - (iii) Cash received by the relevant Cash fund as part of the repurchase agreement shall not otherwise be invested in other assets, transferred or otherwise reused.
- d) Cash received by the relevant Cash fund as part of the repurchase agreement does not exceed 10% of its assets.
- e) The Fund has the right to terminate the agreement at any time upon giving prior notice of no more than two working days.
- E) Reverse repurchase agreements provided that all of the following conditions are fulfilled:
- a) the Cash funds have the right to terminate the agreement at any time upon giving prior notice of no more than two working days;
  - b) the assets received by the Cash funds as part of a reverse repurchase agreement shall:
    - 1. be Money Market Instruments that fulfil the requirements set out in I) A) above and not include securitisations and ABCPs;
    - 2. have a market value which is at all times at least equal to the cash paid out;
    - 3. not be sold, reinvested, pledged or otherwise transferred;
    - 4. be sufficiently diversified with a maximum exposure to a given issuer of 15% of the Cash fund net asset value except where those assets take the form of Money Market Instruments that fulfil the requirements of III) a) (viii) below.
    - 5. be issued by an entity that is independent from the counterparty and is expected not to display a high correlation with the performance of the counterparty;

By way of derogation from (1) above, the Cash funds may receive as part of a reverse repurchase agreement liquid transferable securities or Money Market Instruments other than those referred to in I) A) above provided that those assets comply with one of the following conditions:

    - (i) they are issued or guaranteed by the Union, a central authority or central bank of a Member State of the EU, the European Central Bank, the European Investment Bank, the European Stability Mechanism or the European Financial Stability Facility provided that a favourable assessment has been received pursuant to the internal credit rating assessment procedure established by the Management Company;
    - (ii) they are issued or guaranteed by a central authority or central bank of a non-EU Member State, provided that a favourable assessment has been received pursuant to the internal credit rating assessment procedure of the Management Company;

The assets received as part of a reverse repurchase agreement in accordance with the above shall fulfil the diversification requirements described under [III) a) viii).
  - c) The Fund shall ensure that it is able to recall the full amount of cash at any time on either an accrued basis or a Mark-to-Market basis. When the cash is callable at any time on a Mark-to-Market basis, the Mark-to-Market value of the reverse repurchase agreement shall be used for the calculation of the Net Asset Value per Share of the relevant Cash fund.
- F) Units or shares of any other Money Market Fund ("targeted Money Market Fund") provided that all of the following conditions are fulfilled:
- a) no more than 10% of the assets of the targeted Money Market Fund are able, according to its fund rules or instruments of incorporation, to be invested in aggregate in units or shares of targeted Money Market Funds.
  - b) the targeted Money Market Fund does not hold units or shares of the acquiring Cash fund.
  - c) the targeted Money Market Fund is authorised under the MMFR.
- G) Financial derivative instruments provided that they are dealt in on (i) a stock exchange or a Regulated Market or OTC provided that all of the following conditions are fulfilled:
- i) the underlying of the financial derivative instrument consist of interest rates, foreign exchange rates, currencies or indices representing one of those categories;
  - ii) the financial derivative instrument serves only the purpose of hedging the interest rate or exchange rate risks inherent in other investments of the Cash funds;
  - iii) the counterparties to OTC derivative transactions are institutions subject and belonging to the categories approved by the CSSF;
  - iv) the OTC derivatives are subject to reliable and verifiable valuation on a daily basis and can be sold, liquidated or closed by an offsetting transaction at any time at their fair value at the Fund's initiative.
- II) The Fund may hold ancillary liquid assets.
- III) a) i) The Fund will invest no more than 5% of the assets of any Cash fund in Money Market Instruments, securitisations and ABCPs issued by the same body.
- The Fund may not invest more than 10% of the assets of such Cash fund in deposits made with the same credit institution, unless the structure of the Luxembourg banking sector is such that there are insufficient viable credit institutions to meet that diversification requirement and it is not economically feasible for the Cash fund to make deposits in another Member State of the EU, in which case up to 15% of its assets may be deposited with the same credit institution.
- ii) By way of derogation from III) a) i) first paragraph above, a Cash fund may invest up to 10% of its assets in Money Market Instruments, securitisations and ABCPs issued by the same body provided that the total value of such Money Market Instruments, securitisations and ABCPs held by the relevant Cash fund in each issuing body in which it invests more than 5% of its assets does not exceed 40% of the value of its assets.
  - iii) The aggregate of all of a Cash fund's exposures to securitisations and ABCPs shall not exceed 15% of its assets.
- As from 1 January 2019, the aggregate of all of a Cash fund's exposures to securitisations and ABCPs shall not exceed 20% of its assets, whereby up to 15% of that Fund's assets may be invested

in securitisations and ABCPs that do not comply with the criteria for the identification of STS securitisations and ABCPs.

- iv) The aggregate risk exposure to the same counterparty of a Fund stemming from OTC derivative transactions which fulfil the conditions set out in I) G) above shall not exceed 5% of the assets of the relevant Cash fund.
  - v) The aggregate amount of cash provided to the same counterparty of the Fund acting on behalf of a Cash fund in reverse repurchase agreements shall not exceed 15% of the assets of that Cash fund.
  - vi) Notwithstanding the individual limits laid down in paragraph III) a) i), ii) and iii), the Fund shall not combine, for each Fund, any of the following:
    - i) investments in Money Market Instruments, securitisations and ABCPs issued by, and/or
    - ii) deposits made with, and/or OTC financial derivative instruments giving counterparty risk exposure to a single body in excess of 15% of that Fund's assets.
  - vii) The limit of 15% laid down in III) a) vi) above would be increased to a maximum of 20% in Money Market Instruments, deposits and OTC financial derivative instruments of that single body to the extent the structure of the Luxembourg financial market would be such that there are insufficient viable financial institutions to meet that diversification requirement and it is not economically feasible for the Company to use financial institutions in other Member States of the EU.
  - viii) Notwithstanding the provisions outlined in III) a) i), the Fund is authorised to invest up to 100% of the assets of any Cash fund, in accordance with the principle of risk spreading, in Money Market Instruments issued or guaranteed separately or jointly by the EU, the national, regional and local administrations of the Member States of the EU or their central banks, the European Central Bank, the European Investment Bank, the European Investment Fund, the European Stability Mechanism, the European Financial Stability Facility, a central authority or central bank of a member state of the OECD, Group of Twenty or Singapore, the International Monetary Fund, the International Bank for Reconstruction and Development, the Council of Europe Development Bank, the European Bank for Reconstruction and Development, the Bank for International Settlements, or any other relevant international financial institution or organisation to which one or more Member States of the EU belong, provided that such Fund must hold Money Market Instruments from at least six different issues by the same issuer and Money Market Instruments from one issue do not account for more than 30% of the assets of such Cash fund.
  - ix) The limit laid down in the first paragraph of III) a) i) may be of a maximum of 10% for certain bonds when they are issued by a single credit institution which has its registered office in a Member State of the EU and is subject by law, to special public supervision designed to protect bondholders. In particular, sums deriving from the issue of these bonds must be invested in accordance with the law, in assets which, during the whole period of validity of the bonds, are capable of covering claims attached to the bonds and which, in case of failure of the issuer, would be used on a priority basis for the repayment of the principal and payment of accrued interest.  
If a Cash fund invests more than 5% of its assets in the bonds referred to in the above paragraph and issued by a single issuer, the total value of such investments may not exceed 40% of the value of the assets of the Cash fund.
  - x) Notwithstanding the individual limits laid down in III) a) i) the Cash fund may invest no more than 20% of its assets in bonds issued by a single credit institution where the requirements set out in point (f) of Article 10(1) or point (c) of Article 11(1) of Delegated Regulation (EU) 2015/61 are met, including any possible investment in assets referred to in III) a) ix) above].  
Where a Cash fund invests more than 5% of its assets in the bonds referred to in the above paragraph issued by a single issuer, the total value of those investments shall not exceed 60% of the value of the assets of the relevant Cash fund, including any possible investment in assets referred to in III) a) ix) above], respecting the limits set out therein.  
Companies which are part of the same group for the purposes of the establishment of consolidated accounts, as defined in accordance with Directive 2013/34/EU or in accordance with recognised international accounting rules, are regarded as a single body for the purpose of calculating the limits contained in section III) a).
- IV) a) The Fund may not acquire on behalf of any Cash fund more than 10% of Money Market Instruments, securitisations and ABCPs issued by a single body.
- b) Paragraph a) above is waived as regards Money Market Instruments issued or guaranteed by the EU, national, regional and local administrations of the Member States of the EU or their central banks, the European Central Bank, the European Investment Bank, the European Investment Fund, the European Stability Mechanism, the European Financial Stability Facility, a central authority or central bank of a third country (i.e. a member state of the OECD, Group of Twenty or Singapore), the International Monetary Fund, the International Bank for Reconstruction and Development, the Council of Europe Development Bank, the European Bank for Reconstruction and Development, the Bank for International Settlements, or any other relevant international financial institution or organisation to which one or more Member States of the EU belong.
- V) a) A Cash fund may acquire units or shares of targeted Money Market Funds as defined under paragraph I) E) provided that, in principle, no more than 10% in total of a Cash fund's assets be invested in units or shares of targeted Money Market Funds.  
A specific Cash fund may be allowed to invest more than 10% of its assets in units of other targeted Money Market Funds in which case it will be explicitly mentioned in its investment objective.
- b) A Cash fund may acquire units or shares of another targeted Money Market Fund provided that it represents no more than 5% of a Cash fund's assets.
- c) Any Cash fund which is allowed to derogate from the first paragraph of item V) a) above may not invest in aggregate more than 17.5% of its assets in units or shares of other targeted Money Market Funds.
- d) By derogation to b) and c) above, any Cash fund may either:
- (i) be a feeder Money Market Fund investing at least 85% of its assets in one other single targeted Money Market Fund UCITS in accordance with Article 58 of the UCITS Directive; or

- (ii) invest up until 20% of its assets in other targeted Money Market Funds with a maximum of 30% in aggregate of its assets in targeted Money Market Funds which are not UCITS in accordance with Article 55 of the UCITS Directive,

provided that the following conditions are met:

- a. the relevant Cash fund is marketed solely through an employee savings scheme governed by national law and which has only natural persons as investors;
- b. the employee savings scheme referred to above only allows investors to redeem their investment subject to restrictive redemption terms which are laid down in national law, whereby redemptions may only take place in certain circumstances that are not linked to market developments.
- e) Where the target Money Market Fund is managed, whether directly or under a delegation, by the Management Company or by any other company to which the Management Company is linked by common management or control, or by a substantial direct or indirect holding, the Management Company or that other company, is prohibited from charging subscription or redemption fees.  
In respect of a Cash fund's investments in the target Money Market Fund linked to the Fund as described in the preceding paragraph, there shall be no management fee charged to that portion of the assets of the relevant Cash fund. The Fund will indicate in its annual report the total management fees charged both to the relevant Cash fund and to the target Money Market Fund in which such Cash fund has invested during the relevant period.
- f) The underlying investments held by the targeted Money Market Fund in which a Cash fund invests do not have to be considered for the purpose of the investment restrictions set forth under III) a) above.
- g) Any Cash fund may act as a master fund for other funds.
- h) Notwithstanding the foregoing, a Cash fund may subscribe, acquire and/or hold securities to be issued or issued by one or more Cash fund(s) qualifying as Money Market Funds without the Fund being subject to the requirements of the Law of 10 August 1915 on commercial companies, as amended, with respect to the subscription, acquisition and/or the holding by a company of its own shares, under the condition however that:
  - 1. the target Money Market Fund does not, in turn, invest in the relevant Cash fund invested in this target Money Market Fund; and
  - 2. no more than 10% of the assets that the target Money Market Funds whose acquisition is contemplated may be invested in units of other Money Market Funds; and
  - 3. voting rights, if any, attaching to the shares of the target Money Market Fund are suspended for as long as they are held by the Cash fund concerned and without prejudice to the appropriate processing in the accounts and the periodic reports; and
  - 4. in any event, for as long as these securities are held by the Cash fund, their value will not be taken into consideration for the calculation of the net assets of the Cash fund for the purposes of verifying the minimum threshold of the net assets imposed by the Luxembourg Law.

VI) In addition, the Fund will not, on behalf of any Cash fund:

- a) invest in assets other than those referred to under I) above;
- b) short sale Money Market Instruments, securitisations, ABCPs and units or shares of other Money Market Funds;
- c) take direct or indirect exposure to equity or commodities, including via derivatives, certificates representing them, indices based on them, or any other means or instrument that would give an exposure to them.
- d) enter into securities lending agreements or securities borrowing agreements, or any other agreement that would encumber the assets of the Fund; or
- e) borrow and/or lend cash.

Each Cash fund must ensure an adequate spread of investment risks by sufficient diversification.

VII) The Fund will in addition comply with such further restrictions as may be required by the regulatory authorities in which the Shares of the Cash funds are marketed, as further detail on Section 5.3. "Additional Country Specific Information and/or Investment Restrictions for funds registered in France, Germany, Hong Kong & Macau, Korea, Singapore, South Africa, Taiwan" below.

#### Portfolio rules

Since each of the Cash funds qualifies as a Short-Term Variable Net Asset Value Money Market Funds, it shall also comply on an ongoing basis with all of the following requirements:

- its portfolio is to have a WAM of no more than 60 days; and
- its portfolio is to have a WAL of no more than 120 days.
- at least 7,5 % of the total net assets of a Cash Fund are to be comprised of daily maturing assets, reverse repurchase agreements which are able to be terminated by giving prior notice of one working day, or cash which is able to be withdrawn by giving prior notice of one working day.
- at least 15 % of its total net assets of a Cash Fund are to be comprised of weekly maturing assets, reverse repurchase agreements which are able to be terminated by giving prior notice of five working days, or cash which is able to be withdrawn by giving prior notice of five working days. For the purpose of such calculation, money market instruments or units or shares of other Money Market Funds may be included within the weekly maturing assets of the relevant Cash Fund up to a limit of 7,5 % of its total net assets provided they are able to be redeemed and settled within five working days.

If the limits referred to under this paragraph are exceeded for reasons beyond the control of the Fund, acting on behalf of a Cash fund qualifying as Short-Term Money Market Fund, or as a result of the exercise of subscription or redemption rights, that Fund shall adopt as a priority objective the correction of that situation, taking due account of the interests of the Shareholders.



### **Internal Credit Quality Assessment Procedure**

In accordance with the Money Market Fund Regulation and relevant delegated acts supplementing it, the Management Company will ensure that a customised internal credit quality assessment procedure based on prudent, systematic and continuous assessment methodologies for systematically determining the credit quality of the Sub-Funds that qualify as money market funds, is established, implemented and consistently applied. The Management Company has approved four separate credit quality assessment procedures (i) sovereign issuers, (ii) government related issuers, (iii) financial corporate issuers and (iv) non-financial corporate issuers.

A list of eligible issuers (known as "Approved List") is maintained and the money market funds are only allowed to invest in instruments from issuers that are on this list. Each of the issuer on the list is assigned to an analyst in the credit research team.

An effective process has been established by the Management Company to ensure that relevant information on the issuer and instrument's characteristics are obtained and kept up-to-date.

Determination of credit risk of an issuer or guarantor and its instruments will be solely made by the assigned analyst under the responsibility of the Management Company and will be based on an independent analysis of the issuer's or guarantor's ability to repay its debt obligations. This determination follows a systematic four step process designed in accordance with Chapter 3 of the delegated regulation 2018/990 and paragraph 1 of Article 20 of the Regulation. An issuer or guarantor and its instruments must pass each of the four steps. These steps may include the following elements, where applicable:

- (i) Quantitative factors: issuers must meet or exceed pre-determined thresholds on quantitative metrics such as financial ratios and macro-economic performance (such as but not limited to capitalisation, liquidity, asset quality, profitability, leverage, adjusted EBITDA/interest, liquidity sources, GDP per capita, unemployment rate, world bank government effectiveness score, bank non-performing loan ratio, government interest expense to government revenues.
- (ii) External and market based factors: issuers must pass thresholds relating to bond or CDS spreads of relevant instruments as well as having an external credit rating of at least A3 or A- with Moody's and/or Standard & Poors.
- (iii) Qualitative factors: assigned analyst considers qualitative factors (such as but not limited to governance, business model, risk profile, macro backdrop, diversification, government stability, government plans, currency strength), that deem to be necessary for a comprehensive and prudent credit quality assessment of the issuer or guarantor.
- (iv) Instrument specific factors: assigned analyst considers instrument specific factors (such as but not limited to whether the instrument is a direct and unconditional payment obligation, the degree of flexibility over the timing of interest and principal payments, the payment rank of the instrument, and its liquidity profile), that deem to be necessary for instrument to be considered of high credit quality and liquidity.

For government related issuers and guarantors a different approach is used. The main driver of the credit quality for government related issuers or guarantor is the strength of the link between the government related issuer or guarantor and the sovereign. Therefore, the assessment focus on the strength of this link (such as ownership, explicit or implicit guarantees, barriers to support, client relationships, exposure to common risks, economic importance, classification by rating agencies, etc) and a favourable assessment is given if the probability of default of the government related issuer deems to be closely linked to the sovereign.

Only if an issuer or guarantor and its instruments passes all stages of the procedure it will receive a favourable assessment and will be on the approved counterparty list.

A credit assessment for all issuers or guarantors on the approved counterparty risk will be conducted at least annually and made available to the senior management and/or the Management Company at least annually.

Data used in the credit quality assessment are all from reliable sources, including (but not exhaustively) from Bloomberg, credit rating agencies, Haver Analytics, the international monetary fund (the "IMF"), and directly from official company reports. Furthermore, the methodologies used are validated with a comprehensive back-test using Moody's default data to ensure the criteria used to assess credit quality remain robust.

The oversight of the internal credit quality assessment procedures will lie with the Management Company which will be assisted by the Fixed Income Investment Risk Oversight Committee (the "FIROC"), which is an independent committee responsible for fixed income risk oversight. FIROC and ultimately the Management Company is responsible for ensuring that data used in the credit quality assessments is of sufficient quality, up-to-date and from reliable sources.

A credit assessment for all issuer and guarantors on the approved list will be produced, in accordance with the regulations at least annually by the assigned analyst. FIROC is responsible and ultimately the Management Company for ensuring that the annual frequency requirement is met. FIROC and ultimately the Management Company will be responsible for deciding whether a material change has occurred and analysts will need to prepare a new credit assessment for affected issuers or guarantors.

When determining the credit quality of an issuer and of an instrument, the Management Company will ensure that there is no mechanistic over-reliance on external ratings.

The appropriateness of the credit quality assessment procedures will be assessed annually (or more often if necessary) and changes thereto will be approved by senior management and/or the Management Company. In case there is a material change, within the meaning of the Money Market Fund Regulation that could have an impact on the existing assessment of an instrument, a new credit quality assessment will be performed. In addition, the internal credit quality assessment procedure is monitored on an ongoing basis.

## **5.3 Additional Country Specific Information and/or Investment Restrictions for funds registered in France, Hong Kong & Macau, Korea, Singapore, South Africa, Taiwan**

The following information is accurate as of the date of issuing of the present prospectus.

### **1. Additional investment restrictions applying to funds registered in France:**

Funds eligible to the French PEA (Plan d'Epargne en Actions) tax wrapper must invest 75% minimum of their assets in PEA eligible assets, i.e. securities issued in the EU, Norway and Iceland. UK securities are still eligible for the purpose of determining whether a fund invests at least 75% of its assets in PEA eligible assets up to and including 30 September 2021. The notes attached to the funds' description indicate whether they are PEA eligible.

## 2. Additional information and investment restrictions applying to funds registered in Hong Kong and Macau:

1. Each of the Cash funds must maintain an average portfolio maturity not exceeding 90 days and must not purchase an instrument with a remaining maturity of more than one year, or two years in the case of government and other public securities. The aggregate value of investments by a Cash fund in deposits, Transferable Securities and Money Market Instruments issued by or placed with the same issuing body may not exceed 10% of the net assets of the Cash fund except: (a) in the case of deposits, where the issuer is a substantial financial institution (as such term is defined under the Hong Kong Securities and Futures Commission's Code on Unit Trust and Mutual Funds) and the total amount does not exceed 10% of the issuer's issued capital and published reserves, in which case the limit may be increased to 25% of the net assets of the Cash fund; and (b) in the case of Transferable Securities or Money Market Instruments which are issued or guaranteed by a Member State, its local authorities, a non-member State of the EU accepted by the CSSF or by public international bodies of which one or more Member States of the EU are members, this limit is increased to 100% provided that the Cash fund holds securities from at least six different issues and securities from one issue do not account for more than 30% of the net assets of the Cash fund. The debt securities which the Cash funds invest in are monitored on an ongoing basis, including as regards credit quality. Credit research of the debt securities involve qualitative and quantitative analysis as well as peer group comparison.
2. For those funds authorized for sale in Hong Kong, the threshold for deferral of redemption and/or conversion requests shall be 10% of the issued Shares of a fund.
3. The 'Redemption in Specie' section shall generally apply to Hong Kong Shareholders of the Fund. Furthermore, without prejudice to the obligations of the Fund's Directors to protect Shareholders against the effects of market timing or investors who in their opinion, have a pattern of short-term or excessive trading or whose trading has been or may be disruptive to the Fund, Hong Kong investors with redemption requests of USD 100,000 or above dealing with the Fund through FIMHK must consent before receiving net redemption proceeds in the form of an in specie transfer. Hong Kong Investors may elect to receive a cash payment of redemption proceeds, in which case FIMHK shall arrange for the sale of the in-specie securities. The Hong Kong investors electing to receive a cash payment of redemption proceeds would bear the costs associated with disposing of the in-specie securities and the market risks associated with such disposal. Cash redemption proceeds would be payable on the completion of the sale of all in specie securities.
4.
  - (i) For funds that have stated clearly in the investment objectives that they may have direct access to the China A Share and B Share markets and/or to onshore China fixed income securities listed or traded on any Eligible Market in China (collectively referred to under this section as "Onshore Chinese Securities"), it is currently intended that, unless stated in the investment objective of the relevant fund that it may directly or indirectly invest in excess of 30% of its Net Asset Value in aggregate in Onshore Chinese Securities, each fund may directly or indirectly invest less than 30% of its Net Asset Value in aggregate in Onshore Chinese Securities. "Eligible Market in China" refers to the Shanghai Stock Exchange, the Shenzhen Stock Exchange or the mainland China interbank bond market, as the case may be.
  - (ii) For funds that have not stated in their investment objectives that they may have direct access to Onshore Chinese Securities, it is currently intended that each such fund will not directly or indirectly invest more than 10% of its Net Asset Value in Onshore Chinese Securities on an aggregated basis.
  - (iii) Should the investment policy in sub-paragraphs (i) and (ii) above change in the future, the Fund's Prospectus will be updated and requisite notification (where required) will be given to the Fund's Shareholders. This will also be disclosed in the investment objectives of the relevant funds.
  - (iv) Any direct access to Onshore Chinese Securities may be obtained via the QFII status of FIL Investment Management (Hong Kong) Limited or through any permissible means available to the funds under prevailing laws and regulations (including, in respect of China A Shares, via the Stock Connect or in the case of onshore China fixed income securities, via the China interbank bond market, or any other eligible means). Any indirect access to Onshore Chinese Securities may be obtained through financial instruments that invest in or are linked to the performance of Onshore Chinese Securities, e.g. via equity-linked notes, participation notes and/or credit-linked notes, as the case may be.
5. The Management Company, the Investment Manager and the investment advisers or anyone acting on behalf of the Fund, the Management Company, the Investment Manager and the investment advisers (as applicable), when investing for the Fund in units/shares of UCITS and/or other UCIs, may not obtain, for their own account, any rebate on any fees or charges levied by such UCITS and/or other UCIs or their management companies, if any or any quantifiable monetary benefits in connection with investments in any of such UCITS and/or other UCIs.
6. Those funds authorised for sale in Hong Kong will not invest more than 10% of their Net Asset Value in securities issued by or guaranteed by any single country (including its government, a public or local authority of that country) with a credit rating below investment grade within the meaning assigned to them in Part I. section 1.4.4 of this Prospectus.
7. Unless otherwise specified in a fund's investment objective, those funds authorized for sale in Hong Kong (other than the Equity funds, Cash funds and Institutional Reserved Equity funds) may invest in instruments with loss-absorption features which may include instruments classified as Additional Tier 1/Tier 2 capital instruments, Cocos, non-preferred senior bonds which may also be known as Tier 3 bonds and other instruments eligible to count as loss-absorbing capacity under the resolution regime for financial institution, in compliance with their investment policy and limits as further disclosed in Part I of the Prospectus. These instruments may be subject to contingent write-down or contingent conversion to ordinary shares on the occurrence of trigger event(s). In compliance with the requirements and guidance issued by the SFC, such investment will at all times remain below 50% of the funds' Net Asset Value.
8. Except for the funds listed below, the net derivative exposure of each of the funds authorised for sale in Hong Kong may be up to 50% of the relevant fund's Net Asset Value.
  - (i) Fidelity Funds - Flexible Bond Fund and Fidelity Funds - Sustainable Strategic Bond Fund – the fund's net derivative exposure may be more than 100% of the fund's Net Asset Value;
  - (ii) Fidelity Funds - Global Inflation-linked Bond Fund – the fund's net derivative exposure may be more than 50% but up to 100% of the relevant fund's Net Asset Value.

The term "net derivative exposure" means a fund's net exposure relating to the financial derivative instruments acquired by the fund and should be calculated in accordance with the requirements and guidance issued by the SFC which may be updated from time to time

**3. Additional investment restrictions applying to funds registered in Korea:**

1. A fund's securities shall be issued for the unidentified public, and 10% or more of the Shares issued by the fund shall be sold outside Korea.
2. 60% or more of a fund's net assets shall be invested or otherwise managed in non-Korean Won-denominated securities.
3. A fund shall not invest more than 35% of its assets in transferable securities and money market instruments issued or guaranteed by the government of any member states of G20 (which is not a member state of either the EU or OECD) or Singapore.
4. Each fund registered in Korea under FSCMA may not invest more than 30% of its total assets in collective investment vehicles other than collective investment vehicles as defined in Article 229, Item 1 of FSCMA.
5. A policy to prevent conflicts of interest from constituting or giving rise to a material risk of damage to the interests of Shareholders is in place, to the effect that "A foreign collective investment business entity or its affiliated company, any executive or significant shareholder (referring to a shareholder who holds more than 10% of the outstanding stocks in their own name or any other person's name) of any of the afore-mentioned companies, or the spouse of such executive or shareholder shall not conduct any transaction with the collective investment property for their own interest, except where conflicts of interest are not likely to occur in trading with the foreign collective investment scheme, such as transactions through an open market", which is the restriction on transactions with interested persons under the laws and regulations of Korea.

**4. Additional investment restrictions applying to funds registered in Singapore:**

1. The following additional investment restrictions apply to funds authorised under the Singapore Central Provident Fund Investment Scheme ("CPFIS") (in case of differences between these additional investment restrictions and the rules listed in part V, 5.1, the stricter rules will apply). Investors should note that complying with the investment restrictions issued by the Singapore Central Provident Fund Board might have implications on the funds' risk rating or investment allocation

**CENTRAL PROVIDENT FUND ("CPF") INVESTMENT GUIDELINES ("CPFIG")****Introduction**

This section sets out the investment guidelines that Fund Management Companies (FMCs) have to comply with, over and above the investment requirements for authorised Collective Investment Schemes ("CIS") set out in the Code on Collective Investment Schemes and all applicable MAS requirements (MAS Guidelines) for such CIS that are allowed under CPFIS:

- (i) For the avoidance of doubt,
  - a) Any feeder fund that is included under CPFIS has to be authorised or recognised by MAS. The feeder fund must be able to meet MAS Guidelines and all CPF requirements including but not limited to CPFIG, CPF legislation, CPF disclosure requirements and CPFIS terms and conditions and deed of indemnity and other directions and procedures as may be imposed by CPF Board from time to time.
  - b) For CPFIS-Included fund that feeds all or substantially all of its assets into one underlying fund, the underlying fund must comply with CPFIG, CPF legislation, and CPFIS terms and conditions and deed of indemnity and other directions and procedures as may be imposed by CPF Board from time to time in addition to the relevant MAS Guidelines as well as the guidelines of the jurisdiction where it is constituted and regulated.
  - c) For CPFIS-Included fund which feeds into several underlying funds, the underlying funds must comply with the MAS Guidelines, and the guidelines of the jurisdiction where the underlying funds are constituted and regulated and other directions and procedures as may be imposed by CPF Board from time to time. In addition, the investments of the underlying funds should be done in a manner such that at least 95% of the CPFIS-Included fund's net asset value (NAV) are invested in compliance with CPFIG.
1. List of Permissible Investments
  - 1.1. A Fund's underlying investments may only consist of the following permissible investments:
    - a) cash;
    - b) deposits with financial institutions with Baseline Credit Assessment of above a3 by Moody's, or viability ratings of above bbb by Fitch;
    - c) money market instruments;
    - d) debt securities eligible under para 4.1 to para 4.3;
    - e) units in collective investment schemes (subject to the CPF Board's approval<sup>1</sup>); and
    - f) shares (including rights and warrants issued directly by the underlying company), and depositary receipts<sup>2</sup> listed and traded on an exchange. For the avoidance of doubt, a Fund can continue to hold listed shares which are subsequently suspended or delisted, and such shares are not subject to the deviation limit in paragraph 9.1.
  - 1.2. Any other investments/activities not mentioned in these guidelines shall be prohibited, and subject to the deviation limit stated in paragraph 9.1.

<sup>1</sup> For the avoidance of doubt, REITs (both local and foreign listed) and exchange-traded funds are also classified as Collective Investment Schemes under CPFIG. The Board's prior approval is required when the aggregate exposure to CIS exceeds 5%. If a Fund has a benchmark whereby REITs make up a substantial part of the benchmark, the aggregate exposure to CIS (including REITs) can be up to 5% or REITs' total weightage in the benchmark plus 2%, whichever is higher.

<sup>2</sup> The single entity limit of 10% and single group limit of 20% (where applicable) will be imposed on the issuer of the depositary receipts as well as the underlying shares. Non-Voting Depositary Receipts (NVDRs), CHESS Depositary Interests issued by the CHESS Depositary Nominees Pty Limited (CDIs), Taiwan Depositary Receipts (TDRs), American Depositary Receipts (ADRs), European Depositary Receipts (EDRs) and Global Depositary Receipts (GDRs) are deemed to be "depositary receipts" under CPFIG. Other than these, the Board's prior approval should be sought.

2. Diversification
  - 2.1. Any Fund offered by FMCs under CPFIS must be reasonably diversified (e.g. in terms of type of investment, market, industry, issuer, etc., as appropriate), taking into account the type and size of the Fund, its investment objectives, and prevailing market conditions.
  - 2.2. FMCs must adopt appropriate investment limits or operating ranges (by market, asset class, issuer etc.) for each Fund.
3. Deposits and Account Balances with Financial Institutions<sup>1</sup>

For the purpose of this paragraph, a rating refers to a solicited rating and not a "pi" ("public information") rating.

  - 3.1. Funds may place monies with financial institutions with Baseline Credit Assessment of above a3 by Moody's or viability ratings of above bbb by Fitch. Branches of a financial institution are deemed to have the same credit ratings as their head office. However, subsidiaries of financial institutions must have their own credit ratings.
  - 3.1A If a financial institution does not have the requisite ratings in para 3.1, it will be deemed to satisfy the ratings under para 3.1 as long as:
    - a) its parent company satisfies the requisite rating in para 3.1; and
    - b) its parent company provides an explicit guarantee for the financial institution such that if the financial institution fails to fulfil its financial obligation to the Fund, the parent company is liable to do so.
  - 3.2. Where a rated financial institution with which the Fund has placed monies ceases to meet the requisite minimum rating, the placement will be classified as a prohibited investment and will fall under the deviation limit of 5% in para 9.1. Thus, the FMC should as soon as practicable but in any event within 1 month, withdraw the monies. In the case of a fixed deposit, if the FMC satisfies the trustee that it is not in the best interest of unit holders to withdraw the deposits within 1 month, the trustee may, subject to the following conditions, extend the 1-month period:
    - the deposit must not be rolled over or renewed;
    - the deposit is not put at substantial risk; and
    - such extension is subject to monthly review by the trustee.
  - 3.3. For financial institutions that are custodians or sub-custodians, these additional rules apply:
    - a) If the custodian or sub-custodian holds cash deposits from CPFIS funds and does not place them with other financial institutions, the custodian or sub-custodian must fulfil the requirements in para 3.1 or para 3.1A. Otherwise, the custodian or sub-custodian may obtain a guarantee from a third-party financial institution that fulfils the requirement in para 3.1 or para 3.1A.
    - b) If the custodian or sub-custodian does not hold cash deposits from CPFIS funds, i.e. the custodian or sub-custodian has placed the cash with other financial institutions, the other financial institutions must fulfil the requirement in para 3.1 or para 3.1A.
4. Credit Rating for Debt Securities<sup>2</sup>
  - 4.1. FMCs may invest in debt securities rated at least Baa by Moody's, BBB by Standard and Poor's or BBB by Fitch Inc (including sub-categories or gradations therein). If there is inconsistency in ratings assigned by different rating agencies, the lowest rating will be used.
  - 4.2.
    - a) For government and other public debt securities that do not have the requisite ratings cited in Para 4.1 but the issuing entity or trust is, or the issue is guaranteed by, either a government, government agency or supranational, that has a minimum long-term rating of BBB by Fitch, Baa by Moody's or BBB by Standard and Poor's (including such sub-categories or gradations therein), qualify as permissible investments under these guidelines.
    - b) Corporate debt securities that do not have the requisite ratings cited in Para 4.1 but satisfy the following conditions qualify as permissible investments under these guidelines:
      - i) the issuer has a minimum long-term rating of BBB by Fitch, Baa by Moody's or BBB by Standard and Poor's (including such sub-categories or gradations therein); or
      - ii) the issuer's parent company satisfies the rating in para 4.2b)(i) and has provided an explicit guarantee for the issuer.
  - 4.3. Paras 4.1 and 4.2 do not apply to unrated debt securities issued by Singapore-incorporated issuers<sup>3</sup> and Singapore statutory boards. FMCs may invest in all such debt securities until such time as is stated otherwise. Nevertheless, the single entity limit for these unrated corporate debt securities is lowered to 5% of the Fund's NAV as set out in section 2.8 in the appendix 1 of Code on CIS. For the avoidance of doubt, the investment in such unrated debt securities do not fall under the deviation limit of 5% in para 9.3.
  - 4.4. If the credit rating of a debt security in a Fund's portfolio falls below the minimum rating, the debt security will be classified as a prohibited investment and will fall under the deviation limit of 5% in para 9.3.
  - 4.5. For the avoidance of doubt, an unlisted debt security eligible under para 4.1 to 4.3 does not fall under the deviation limit of 5% in para 9.1 and 9.3.

<sup>1</sup> For a Fund that is a money market fund and places deposits with financial institutions, para 3 of CPFIS applies.

<sup>2</sup> CD is considered to be money market instrument as set out under para 3.1 of Appendix 2 of the Code on CIS. It needs to comply with both the requirements under the Code on CIS and CPFIS (i.e. para 4.1, 4.2 or 4.3 of CPFIS).

<sup>3</sup> Debt securities issued by Singapore-incorporated special purpose entities that are not owned or established by Singapore-incorporated entities are not deemed to be debt securities issued by Singapore-incorporated issuers and thus the credit rating requirement under para 4.1 or 4.2 will be applicable.

- 4.6. For the avoidance of doubt, "debt securities" in this paragraph include convertible bonds, perpetual bonds and securitized debt.
5. Unlisted Shares
- 5.1. Investments in unlisted shares (excluding IPO shares which have been approved for listing) are allowed within the 5% deviation limit in para 9.1.
6. Financial Derivatives
- 6.1. Financial derivatives are only allowed for hedging and efficient portfolio management<sup>1</sup>. Otherwise, it will be considered as prohibited investment and fall under the deviation limit of 5% in para 9.1.
- 6.2. Use of financial derivatives to replicate index performance (i.e. including but not limited to synthetic replication) is not allowed.
7. Securities Lending
- 7.1. Securities lending could be carried out solely for the purpose of efficient portfolio management. Up to 50% of the Fund's NAV may be lent at any time if all the collateral, counterparty, settlement, reinvestment and liquidity requirements set out in the MAS guidelines are adhered to.
8. Borrowings
- 8.1. The 10% borrowing limit set out in the MAS Guidelines must be adhered to without exception. For master-feeder structures, the borrowing limit is to be applied to the feeder fund.
9. Deviation Limit
- 9.1. (i) Any prohibited investments (except debt securities without the requisite rating in para 4), and (ii) investments exceeding the limits set out in the CPFIF, as the case may be, will fall under the deviation limit of 5%.
- 9.2. An additional deviation limit of 5% over and above the deviation limit in para 9.1 is granted to Gold ETF listed on SGX. Therefore, a Fund may invest up to 10% of its NAV in Gold ETF listed on SGX if it has not utilized the deviation limit in para 9.1.
- 9.3. A sub-limit of 5% is granted to non-investment grade bonds. Thus, a Fund may still invest up to 5% of its NAV in non-investment grade bonds even if it has fully utilized the deviation limit in para 9.1. Nevertheless, the investment in non-investment grade bonds must be capped at 5% in aggregate.
- Please see Appendix A of the CPFIF (as shown on <https://www.cpf.gov.sg/Assets/members/Documents/CPFInvestmentGuidelinespdf.pdf>) for the diagram illustration of the various deviation limits.
10. Deviations from the Guidelines
- This paragraph sets out the circumstances when a FMC may invest up to 5% of the value of the Fund in investments which fall outside the MAS Guidelines and/or the CPFIF. The FMC should ensure that the Fund continues to comply with the above on a regular basis (e.g. when periodic reports of the CIS are available), no less than once every 6 months.
- 10.1. For a Fund that is an Authorised Scheme (regardless of whether the authorised scheme feeds into other schemes)
- 10.2. The FMC of a Fund must ensure that the Fund is managed in full compliance with the MAS Guidelines and at least 95% of the Fund's NAV is invested in accordance with the CPFIF at all times. The 5% deviation may only be in respect of CPFIF.
- 10.3. For a Fund that is a Recognised Scheme<sup>2</sup>
- The FMC must ensure that at least 95% of the Fund's NAV is invested in accordance with the MAS Guidelines and the CPFIF at all times.
- Where a Fund invests partially in another scheme, the 5% deviation allowed applies as follows:  
 The total sum of the Fund's pro-rated share of the deviating investments by the underlying CIS and the deviating investments of the Fund, shall not exceed 5% of the NAV of the Fund.  
 "Pro-rated share" is defined as follows:-  

$$\frac{\text{Dollar value of investments of Fund in underlying CIS}}{\text{Dollar value of deviating investments of underlying CIS} / \text{Total dollar value of underlying CIS.}}$$
- 10.4. For Underlying Scheme(s) (that a CPFIS-Included fund feeds into)
- The FMC must ensure that the investments of the underlying scheme(s) should be done in a manner such that the CPFIS-Included fund is in compliance with MAS Guidelines and CPFIF as per para 10.1 or 10.2.
- Please see Appendix B of the CPFIF (as shown on <https://www.cpf.gov.sg/Assets/members/Documents/CPFInvestmentGuidelinespdf.pdf>) for the diagram illustration for the application of the deviation limit under various fund structure.
11. Breach of Deviation Limits
- 11.1. If the 5% limits on investments which deviate from the stated guidelines in paragraph 9 are exceeded as a result of one or more of the following events:
- a) the appreciation or depreciation of the Fund's NAV; or

<sup>1</sup> For efficient portfolio management, FMCs must (i) demonstrate that they have adequate measures in place to monitor the risks of financial derivatives and (ii) obtain CPFIF's prior approval.

<sup>2</sup> The recognised scheme must fully meet the requirements stated in Chapter 8 and 9 of the Code on CIS.

- b) any redemption of units or payments made from the Fund; or
  - c) change in the capital of a company (e.g. change in the total outstanding shares of a company arising from the issuance of pro-rata rights or bonuses); or
  - d) reduction in the weight of a constituent in the benchmark being tracked by a Fund; or
  - e) downgrade in or cessation of a credit rating; or
  - f) the underlying fund of a Fund acquiring more deviating investments
- the FMC shall within 3 months from the date when the limit is exceeded:
- i) For a Fund which is an Authorised Scheme, sell such securities or units to bring the Fund back in compliance as per para 10.1;
  - ii) For a Fund that is a Recognised Scheme, sell such securities or units in the CIS to bring the Fund back in compliance as per para 10.2.
- The period may be extended if the FMC satisfies the trustee that it is in the best interest of unit holders to do so. Such extension is subject to monthly review by the trustee.
- 11.2. If any of the limits is exceeded other than as a result of the events stated in paragraph 11.1, or exceeded as a result of the underlying funds of a Fund acquiring more prohibited investments, the FMC (i) should not enter into any transaction that would increase the extent of the breach, and (ii) is required to sell such investments and/or reduce such borrowings immediately to result in compliance with the relevant limit.
- 11.3. Reporting of Breaches
- a) A FMC is required to inform the CPF Board of a breach of the CPF Investment Guidelines by Funds that it manages within 14 calendar days of the occurrence of the breach. For Funds which invest in other funds that are not managed by the FMC/ itself, the FMC/ is required to inform the CPF Board within 14 days of the date of notification of the breach by the manager of the other fund or the date the FMC/ becomes aware of the breach, whichever is the earlier.
  - b) In the event that the trustee agrees to an extension of the deadline (beyond that stipulated in the CPFIS) to rectify the breach, the FMC/ should ensure that the trustee informs the CPF Board within 7 calendar days of its agreement to the extension<sup>1</sup>. The FMC/ should also inform the CPF Board within 7 calendar days of the rectification of the breach.
- 11.4. A FMC/ that is unable to adhere to Paragraph 11.2 and is unable to (or does not) obtain an extension under Paragraph 11.1(ii) set out above must take the following actions:
- a) report such breach to the CPF Board within 14 calendar days of the occurrence of the breach;
  - b) cease to accept subscriptions for the Fund from the CPF Ordinary and Special Accounts with immediate effect and seek to exclude the Fund from CPFIS<sup>2</sup>;
  - c) provide, within 3 months from the date of the breach,
    - notice to each CPF member invested in the Fund;
    - full disclosure on the impact of the breach; and
    - each investing CPF member the right to redeem or make free switch to another fund included under CPFIS that meets the prevailing admission criteria, without any fees or charges;
  - d) continue to monitor the breach and report to the CPF Board on a monthly basis as to the status of the breach until the breach is rectified.

#### INVESTMENT GUIDELINES IN THE CODE ON COLLECTIVE INVESTMENT SCHEMES (THE "CODE")

For as long as the relevant funds are approved for retail distribution and sale in Singapore, the investment guidelines issued by The Monetary Authority of Singapore ("MAS") under the relevant Appendix to the Code, as may be amended, re-stated, supplemented or replaced from time to time, shall apply to the relevant funds, to the extent required by the MAS.

#### Additional investment restrictions applying to funds registered in South Africa:

Funds authorised for sale in South Africa must comply with investment restrictions contained in the Collective Investment Schemes Control Act (CISCA). In addition to what is stated in the Prospectus, the current policy of the Fund in respect of the funds approved for distribution is as follows:

1. The funds utilise any derivative instruments, including but not restricted to option contracts, swaps and futures contracts, only for the purposes of Efficient Portfolio Management. Derivatives utilised may be either exchange-traded derivatives or traded over-the-counter. Derivative positions must be covered by assets within the portfolio of the funds.
2. The funds may not invest in a fund of funds or a feeder fund.
3. Scrip borrowing is allowed under the conditions provided in Part V, section 5.1 B.1. of the Prospectus.

#### Additional investment restrictions applying to funds registered in Taiwan:

The funds offered and sold in Taiwan shall be subject to the following additional restrictions:

1. Unless exempted by the Financial Supervisory Commission (the 'FSC'), the total value of each fund's non-offset position in derivatives for efficient portfolio management shall not exceed 40% of the Net Asset Value of the fund

<sup>1</sup> Alternatively, the FMC may provide evidence of the trustee's agreement to the extension within 7 calendar days.

<sup>2</sup> All requests for exclusion of Sub-Funds under CPFIS must be submitted in writing. Sub-Funds delisted from CPFIS remain subject to MAS guidelines at all times.

(or such other percentage stipulated by the FSC from time to time), and the total value of each fund's non-offset position in derivatives for hedging purposes shall not exceed the total market value of the relevant securities held by the fund;

2. The fund may not invest in gold, spot commodities, or real estate;
3. The direct investments that a fund is permitted to make in Mainland China are restricted to the securities listed or traded on Mainland China exchanges or Mainland China interbank bond market, and unless otherwise specified by the FSC, the fund's holdings may not, at any time, exceed 20% (or such other percentage stipulated by the FSC from time to time) of the fund's Net Asset Value;
4. The total investment in each fund by domestic investors in Taiwan shall not exceed a certain percentage stipulated by the FSC from time to time; and
5. The securities market of Taiwan may not constitute the primary investment region in the portfolio of each fund. The investment amount of each Fund in the securities market of Taiwan shall not exceed a certain percentage stipulated by the FSC from time to time.
6. Any other investment restrictions announced by the FSC from time to time.

## APPENDIX I

### IMPORTANT INFORMATION FOR INVESTORS IN CERTAIN COUNTRIES AND SELLING RESTRICTIONS IN CERTAIN JURISDICTIONS

DENMARK	191
FINLAND	191
GREECE	194
GUERNSEY	194
HONG KONG	195
IRELAND	195
ITALY	197
JERSEY	197
KOREA	197
MALTA	197
THE NETHERLANDS	199
NORWAY	200
SINGAPORE	203
SOUTH AFRICA	203
SWEDEN	206
TAIWAN	207
UNITED KINGDOM	207
SELLING RESTRICTIONS IN PARTICULAR JURISDICTIONS	211



## DENMARK

Fidelity Funds (the "Fund") is an open-ended investment company with variable capital incorporated in Luxembourg on 15 June 1990.

By virtue of rulings of the Danish Financial Supervisory Authority (DFSA) dated 21 December 2007 the Fund is authorised to sell its Shares to Institutions in Denmark.

The information below describes the facilities available to investors residing in Denmark and the procedures which apply to dealing in Shares in the Fund. This information must be read in conjunction with the current Prospectus of the Fund and the most recent annual report and the most recent semi-annual report.

### Conditions applying to subscription, purchase, sale and redemption

Investors may give instructions (directly, or through their bank or other financial representative) to the Distributor of the Fund:

FIL (Luxembourg) S.A.  
2a, Rue Albert Borschette  
BP 2174

L-1246 Luxembourg  
Telephone: (352) 250 404 1  
Fax: (352) 26 38 39 38

FIL (Luxembourg) S.A. is the Distributor for Denmark and acts as agent for the General Distributor, FIL Distributors. All instructions can be addressed to Distributor.

### Documents Available for Inspection

The following documents are available for inspection free of charge during normal business hours on weekdays (Saturdays, Sundays and other public holiday excepted) at the registered office of the Fund or at the offices of the Distributor.

- Instruments of Incorporation of the Fund.
- The Reports of the Fund.

Copies of the Prospectus and the latest financial reports of the Fund may be obtained, free of charge, upon request at the registered office of the Fund and the office of the Distributor.

### Danish representative

The Company has appointed P/F BankNordik as its Danish representative (the "Representative") under Section 8 of Danish Executive Order no. 746 of 28 June 2011 on Foreign Investments Under-takings Marketing in Denmark. The details of the Representative are as follows:

P/F BankNordik  
Attn.: Backoffice  
Amagerbrogade  
DK-2300 Copenhagen S  
CVR no. 32049664  
Denmark  
Telephone number: +45 32 66 66 66  
Fax number: +45 32 66 66 01  
e-mail: kontakt@banknordik.dk

### Procedure in the Event of Termination

In the event that the Fund or a fund of the Fund ceases to market shares in Denmark, the investors will be notified hereof. The investors will be informed that the information and documentation will still be available to the investors in the same way as before. However, it will be stressed that the KIID will no longer be available in the Danish language. Furthermore, the procedure for the payment of dividend and redemption or sale proceeds will be unchanged for the Danish investors, unless the general procedure of the Fund or the Danish legislative environment is subject to change.

## FINLAND

### Registration and Supervision

The official name of the fund is Fidelity Funds (the "Fund"). The Fund is an open-ended investment company incorporated in Luxembourg on 15 June 1990 and it fulfils the conditions laid down in the amended Council Directive (2009/65/EEC) on the coordination of laws, regulations and administrative provisions relating to undertakings for collective investment in transferable securities (UCITS).

By virtue of a ruling of the Finnish Financial Supervisory Authority (the 'FSA'), the Fund is authorised to sell its Shares to members of the public in Finland.

The following funds are available to Finnish investors under the Fund as at the time of this Prospectus: Equity Funds: Fidelity Funds – America Fund, Fidelity Funds – American Growth Fund, Fidelity Funds – ASEAN Fund, Fidelity Funds – Asia Pacific Opportunities Fund, Fidelity Funds – Asian Smaller Companies Fund, Fidelity Funds – Asian Special Situations Fund, Fidelity Funds – Australian Diversified Income Fund, Fidelity Funds – China Consumer Fund, Fidelity Funds – China Focus Fund, Fidelity Funds – China Innovation Fund, Fidelity Funds – Emerging Asia Fund, Fidelity Funds – Emerging Europe, Middle East and Africa Fund, Fidelity Funds – Emerging Markets Fund, Fidelity Funds – Emerging Markets Focus Fund, Fidelity Funds – EURO STOXX 50® Fund, Fidelity Funds – European Growth Fund, Fidelity Funds – European Larger Companies Fund, Fidelity Funds – European Dynamic Growth Fund, Fidelity Funds – European Smaller Companies Fund, Fidelity Funds – FIRST All Country World Fund, Fidelity Funds – FIRST European Value Fund, Fidelity Funds – FIRST Developed World Fund, Fidelity Funds – France Fund, Fidelity Funds – Germany Fund, Fidelity Funds – Global Demographics Fund, Fidelity Funds – Global Financial Services Fund, Fidelity Funds – Global Focus Fund, Fidelity Funds – Global Health Care Fund, Fidelity Funds – Global Industrials Fund, Fidelity Funds – Global Dividend Plus Fund, Fidelity Funds – Global Property Fund, Fidelity Funds – Global Technology Fund, Fidelity Funds – Global Thematic Opportunities Fund, Fidelity Funds – Greater China Fund, Fidelity Funds – Iberia Fund, Fidelity Funds – India Focus Fund, Fidelity Funds – Indonesia Fund, Fidelity Funds – Italy Fund, Fidelity Funds – Japan Advantage Fund, Fidelity Funds – Japan Aggressive Fund, Fidelity Funds – Japan Smaller Companies Fund, Fidelity Funds – Latin America Fund, Fidelity Funds – Malaysia Fund, Fidelity Funds – Nordic Fund, Fidelity Funds – Pacific Fund, Fidelity Funds – Singapore Fund, Fidelity Funds – Sustainable Asia Equity Fund, Fidelity Funds – Sustainable Consumer Brands Fund, Fidelity Funds – Sustainable European Smaller Companies Fund, Fidelity Funds – Sustainable Europe Equity Fund, Fidelity Funds – Sustainable Eurozone Equity Fund, Fidelity Funds – Sustainable Future Connectivity Fund, Fidelity Funds –

Sustainable Global Equity Fund, Fidelity Funds – Sustainable Japan Equity Fund; Fidelity Funds – Sustainable US Equity Fund, Fidelity Funds – Sustainable Water & Waste Fund, Fidelity Funds – Switzerland Fund, Fidelity Funds – Taiwan Fund, Fidelity Funds – Thailand Fund, Fidelity Funds – United Kingdom Fund, Fidelity Funds – World Fund, Equity Income Funds: Fidelity Funds – Asia Pacific Dividend Fund, Fidelity Funds – European Dividend Fund, Fidelity Funds – European Dividend Plus Fund Fidelity Funds – Global Dividend Fund; Asset Allocation Funds: Fidelity Funds – Fidelity Patrimoine, Multi Asset Funds: Fidelity Funds – European Multi Asset Income Fund, Fidelity Funds – Global Income Fund, Fidelity Funds – Global Multi Asset Dynamic Fund, Fidelity Funds – Global Multi Asset Income Fund, Fidelity Funds – Sustainable Multi Asset Income Fund, Fidelity Funds – Global Multi Asset Defensive Fund, Fidelity Funds – Global Multi Asset Growth & Income Fund; Bond Funds: Fidelity Funds – Asian Bond Fund, Fidelity Funds – Asian High Yield Fund, Fidelity Funds – China RMB Bond Fund, Fidelity Funds – Emerging Market Corporate Debt Fund, Fidelity Funds – Emerging Market Debt Fund, Fidelity Funds – Emerging Market Local Currency Debt Fund, Fidelity Funds – Emerging Market Total Return Debt Fund, Fidelity Funds – Euro Bond Fund, Fidelity Funds – Euro Corporate Bond Fund, Fidelity Funds – European High Yield Fund, Fidelity Funds – Euro Short Term Bond Fund, Fidelity Funds – Flexible Bond Fund, Fidelity Funds – Global Bond Fund, Fidelity Funds – Global Corporate Bond Fund, Fidelity Funds – Global High Yield Fund, Fidelity Funds – Global Hybrids Bond Fund, Fidelity Funds – Global Inflation-linked Bond Fund, Fidelity Funds – Global Short Duration Income Fund, Fidelity Funds – Sustainable Reduced Carbon Bond Fund, Fidelity Funds – Sustainable Strategic Bond Fund, Fidelity Funds – US Dollar Bond Fund, Fidelity Funds – US High Yield Fund; Cash Funds: Fidelity Funds – Australian Dollar Cash Fund, Fidelity Funds – Euro Cash Fund, Fidelity Funds – Sterling Cash Fund, Fidelity Funds – US Dollar Cash Fund Fidelity Lifestyle Funds: Fidelity Funds – Fidelity Target™ 2020 Fund, Fidelity Funds – Fidelity Target™ 2020 (Euro) Fund, Fidelity Funds – Fidelity Target™ 2025 (Euro) Fund, Fidelity Funds – Fidelity Target™ 2030 (Euro) Fund, Fidelity Funds – Fidelity Target™ 2035 (Euro) Fund, Fidelity Funds – Fidelity Target™ 2040 (Euro) Fund; Fidelity Funds – Fidelity Target™ 2045 (Euro) Fund, Fidelity Funds – Fidelity Target™ 2050 (Euro) Fund, Fidelity Funds – Fidelity Target™ 2055 (Euro) Fund, Fidelity Funds – Fidelity Target™ 2060 (Euro) Fund, Institutional Reserved Funds: Fidelity Funds – Institutional Emerging Markets Equity Fund, Fidelity Funds – Institutional Euro Blue Chip Fund, Fidelity Funds – Institutional Global Focus Fund, Fidelity Funds – Institutional Japan Fund, Systematic Multi Asset Risk Targeted Funds: Fidelity Funds – SMART Global Defensive Fund, Absolute Return Funds : Fidelity Funds – Absolute Return Global Equity Fund, Fidelity Funds – Absolute Return Global Fixed Income Fund, Fidelity Funds – Absolute Return Multi Strategy Fund

The information below describes the facilities available to investors resident in Finland and the procedures which apply to dealing in Shares in the Fund. This information must be read in conjunction with the current Prospectus of the Fund and the KIIDs, the most recent annual report and accounts and, if published thereafter, the most recent semi-annual report and accounts. Material amendments to the Prospectus, the KIIDs, or to the Articles of Incorporation as well as the annual and semi-annual reports and accounts will be filed with the FSA. Investors will be informed about material changes in the Fund as required by the home state legislation or as laid out in the Articles of Incorporation or the Prospectus, as in force from time to time.

### Marketing and Purchase of Shares

The target investors/distribution channels for the Fund will be inclusive of asset managers, large and small banks, life companies and IFAs. Both above-the-line and below-the-line marketing will be employed in the promotion of the Fund and will be inclusive of trade and national press, billboards and online advertising, as well as brochures, mailings, teleconferences and events.

FIL (Luxembourg) S.A. is the Distributor for Finland and acts as agent for the General Distributor, FIL Distributors. A list of the Finnish Sales Representatives may be obtained by calling the following toll free number: 0800 113 582.

Investors may give instructions in writing or in the form prescribed (directly, through their bank or other financial representative) to the Distributor for Finland mentioned above at the address given below or any other Distributor listed in the Prospectus or to a Finnish Sales Representative or to FIL (Luxembourg) at the address given below:

2a, Rue Albert Borschette  
BP 2174  
L-1246 Luxembourg  
Grand-Duchy of Luxembourg  
Telephone: (352) 250 404 1  
Fax: (352) 26 38 39 38.

Investors buying Shares for the first time have to complete an application form. The instructions for subsequent purchases must normally contain full details of registration, the name of the fund(s), class(es) of Shares, settlement currency(ies) and the value of Shares to be bought. Purchase instructions will normally only be fulfilled on banker's notification of receipt of cleared monies.

Completed applications with cleared monies received by a Distributor on a day that the Distributor and the Management Company are open for business before the appropriate dealing cut-off times on a Valuation Date will normally be fulfilled that day at the next calculated Net Asset Value of the relevant share plus any applicable initial charge.

Settlement should be made by electronic bank transfer net of bank charges. Payment should be made to the bank account published by the Distributor as appropriate to the currency of settlement.

Other methods of payment require the prior approval of the Distributor. Processing of the application will usually be deferred until cleared monies are received. Cleared monies will be invested net of bank collection charges.

Shareholders should normally allow at least three Business Days before further switching, selling or redeeming their Shares after purchase or subscription.

The purchase price comprises the Net Asset Value of Shares of the relevant class calculated on a Valuation Date plus the applicable initial charge. The initial charge for class A Shares is described in 2.1. "Classes of Shares" in Part II of the Prospectus and for class P Shares is up to 1.00% of the Net Asset Value of the Shares.

Investors may place orders for Shares with Distributors in any of the major freely convertible currencies in addition to the Principal Dealing Currency of the individual funds and/or classes of Shares. Investors may contact the Distributors for information about such currencies. The Distributors may publish details of other currencies which will be accepted.

### The Depositary

The Fund has appointed Brown Brothers Harriman (Luxembourg) S.C.A. to act as depositary of the Fund and to hold all cash, securities and other property of the Fund on behalf of the Fund. The Depositary may, with the approval of the Fund, appoint other banks and financial institutions to hold the Fund's assets. The Depositary is required to perform all the duties of a depositary prescribed by Article 33 of the Law of 2010.

## Payments to Shareholders

### Dividends

No dividends will be paid for accumulating Shares. All interest and other income earned on the investment will be accumulated.

For distributing Shares the Directors expect to recommend distribution of substantially the whole of each class' respective net investment income for the year. Dividends are declared on all Distributing Shares on the first Business Day of August. Dividends are also declared on certain Bond, Multi Asset and Equity funds on other dates.

Dividends for distributing Shares are reinvested in additional Shares in the same distributing class of Shares unless Shareholders specify otherwise in writing.

Dividends to be reinvested are credited to the Management Company who acts on behalf of the Shareholders and invests the amount of the dividends in additional Shares of the same distributing class of Shares. Shares are issued at the Net Asset Value determined on the dividend declaration date if it is a Valuation Date, or the subsequent Valuation Date. No initial charge is payable on these Shares. Shares issued through this dividend facility are held in a registered account for the investor. Shares are calculated to two decimal places and the resulting cash fraction remainder (whose value is less than 0.01 of a Share) is retained in the Fund for inclusion in subsequent calculations.

Holders of registered distributing Shares may elect to receive a dividend payment which will normally be made within ten Business Days, and as from April 2015 normally within five Business Days, or as soon as practicable thereafter by electronic bank transfer, net of bank charges. In this case, unless specified otherwise, payment is normally made in the Principal Dealing Currency of the distributing class of Shares of the fund. If requested, payment may be made in any other major freely convertible currency at the prevailing rate of exchange. If any dividend payment is lower than USD 50 (or its equivalent in another currency) the dividend will be automatically reinvested in further Shares of the same distributing class of Shares and not paid directly to holders of registered Shares.

Dividends are normally paid within ten Business Days, and as from April 2015 normally within five Business Days, or as soon as practicable thereafter.

### Redemption of Shares

Instructions to sell registered Shares should be addressed to a Distributor and must be received by a Distributor or the Management Company before the relevant cut-off times. The instructions must contain full details of registration, the name of the fund(s), class(es) of Shares, settlement currency(ies), the number or value of Shares to be sold and bank details. Instructions received on a day that the Distributor or the Management Company is open for business, before the appropriate dealing cut-off times on a Valuation Date, are normally dealt with that day at the next calculated Net Asset Value of the relevant class.

A sales exit fee or a redemption fee of up to 1.00% of the Net Asset Value inclusive of expenses can be levied on P Shares, either of which fee will revert to the General Distributor.

Settlement will normally be made by electronic bank transfer. The Management Company will aim to make settlement payments within three Business Days (without however exceeding 5 Business Days) after receipt of written instructions. Exceptions currently apply in relation to the funds listed below. If in exceptional circumstances it is not possible to make the payment within the relevant period, then such payment shall be made as soon as reasonably practicable thereafter but without interest. In addition, different settlement periods may apply if settlement is made via local correspondent banks, paying agents or other agents. Settlement amounts may be subject to bank charges levied by the Shareholder's own (or a correspondent) bank. Payment will be made in one of the Principal Dealing Currencies of the relevant class of Share or may also be made in one of the major freely convertible currencies if requested by the Shareholder(s) at the time of instruction.

Payment may also be made in one of the major freely convertible currencies if requested by the Shareholder(s) at the time of instruction. Foreign exchange transactions required to handle client purchases/redemptions may be aggregated and will be carried out by FIL Group's central treasury department on an arm's length basis through certain FIL Group companies from which a benefit may be derived by such companies.

### Publication of prices

Prices for Shares of the Fund may be obtained from any Distributor or from the Finnish Sales Representatives. Shares are listed on the Luxembourg Stock Exchange. Price information may be published in certain media as decided from time to time.

### Documents Available for Inspection

The latest Prospectus, the KIIDs, Articles of Incorporation, audited annual report and accounts and unaudited semi-annual report and accounts can be obtained, free of charge, upon request at the offices of the Finnish Sales Representatives, at the registered office of the Fund and the offices of the Distributors and of the Management Company.

### Taxation

The Directors of the Fund are informed of the following taxation consequences for individuals resident in Finland ('Individuals') and companies carrying on a trade in Finland ('Companies'):

- a) In a precedent issued by the Finnish Supreme Administrative Court, distributions from a Luxembourg SICAV were treated as dividend for Finnish tax purposes. In this light, it seems that dividends declared in respect of Shares should be regarded – for Finnish tax purposes – as dividend income.

Should such dividends be regarded as dividend income for Finnish tax purposes, then

- i. for Individuals, 100% of such dividends should be taxable as earned income and
- ii. for Companies, 100% of such dividends should be taxable income.

Nonetheless, in case the dividends declared in respect of Shares would not be regarded as dividend for Finnish tax purposes, but rather as profit distribution from an investment fund, such income would, for Individuals, be treated as taxable capital income and, for Companies, as fully taxable income.

- b) Capital gains realised upon the disposal or redemption of Shares should be fully taxable income for Individuals. For the purposes of determining the taxable capital gain received by an Individual, the greater of the actual acquisition cost or the presumed acquisition cost shall be deducted from the assignment price. The presumed acquisition cost is 40% of the assignment price if the period of ownership of the assigned property is at least 10 years and 20% in other cases. A capital

gain shall not be subject to taxation for Individuals in case the aggregate amount of assignment prices in that tax year does not exceed 1,000 Euro (excluding tax exempt assignments).

- c) As regards Companies, capital gains are subject to Finnish corporate income tax.
- d) The capital income of Individuals up to 30,000 Euro is currently taxable at 30% and capital income exceeding 30,000 Euro is currently taxable at 34%. Earned income is taxed at separate progressive rates. The corporate income tax rate for Companies is currently 20%.
- e) Individuals suffering a net loss from capital, e.g. as a result of a capital loss upon the disposal, conversion or redemption of Shares may deduct the loss from their capital gains generally in the same tax year and in the five following years. If Individuals do not have sufficient capital gains to deduct the entire capital loss, the remaining capital loss is deducted from capital income in the same tax year and in the five following years as the income is borne. A capital loss is, however, not deductible for Individuals in case the acquisition costs of the assigned assets in that tax year do not exceed 1,000 Euro (excluding tax exempt assignments). Capital losses are hence treated differently from ordinary capital expenditures. If the capital expenditures of an Individual in a tax year exceed the capital income, the Individual may claim a deduction in the tax levied on earned income for the same tax year ('tax credit for the deficit in capital income'). The deficit in capital income that may be claimed is equal to 30% of such excess expenditures and its maximum amount is 1,400 Euro. The maximum amount will be increased by 400 Euro if the Individual alone or together with their spouse has maintained one child during the year. The increase is 800 Euro in the same situation if there has been more than one child.
- f) For Companies, capital losses upon the disposal or redemption of Shares should be fully deductible for Companies if the Shares are not considered "other assets". Losses may be set off in the same tax year and in the following ten years. If the Shares are considered "other assets", capital losses arising from such may only be set off against capital gains, arising from disposal or redemption of "other assets", in the same tax year and five following years. It should be noted that the above does not apply to all Finnish Companies. The rules and tax treatment applicable to capital gains and losses arising from the disposals of Shares should therefore be confirmed on a case-by-case basis.
- g) In the light of current legal practice it seems that a switch of Shares from one sub-fund to another is generally treated as a taxable event, irrespective of the fact that the switch is made within the Fund. For the sake of completeness, a switch of Share class within a single sub-fund should not in the light of current tax practice be treated as taxable event. The above-mentioned cannot however be stated with certainty.

The tax treatment of an investment in the Fund may vary depending on the situation of each Investor and should be checked separately in each case.

- h) It should be noted that the above mentioned analysis of tax consequences is based on current tax legislation and practices. The tax law and practices, and the levels of taxation, may be subject to change in the future. It should be noted especially, that the Supreme Administrative Court of Finland has, with a decision dated 19 June 2019, referred a case to the Court of Justice of the European Union. The case in question concerns how the income received by a Finnish individual from a Luxembourg SICAV is to be taxed for Finnish tax purposes. Depending on the outcome of this case, the tax treatment of investors might be subject to change.
- i) Investors should seek their own professional advice as to the tax consequences before investing in Shares in the Fund.

## GREECE

Effective 1 May 2003 the agreement covering distribution of Fidelity Funds in Greece between Laiki Bank (Hellas) S.A. and FIL Investments International was terminated. Fidelity Funds is no longer publicly offered in Greece.

### Taxation

The Directors of the Fund are informed of the following taxation consequences for investors resident in Greece:

A new Income Tax Code (ITC- L. 4172/2013) has entered into force as of 1 January 2014.

The new ITC (L. 4172/2013), as amended by L. 4254/2014, provides for a general exemption from corporate income taxation for UCITs established either in Greece or in an EU/EEA country. However, the law itself does not provide any explicit provisions of the tax treatment of proceeds received from mutual funds and UCITS.

Nevertheless, according to the Ministerial Circular 1042/2015, issued in January 2015, it was clarified that any proceeds that are distributed by UCITS established in Greece or within an EU/EEA/EFTA country or mutual funds that are established in third party countries fall within the concept of dividends for income tax purposes.

The above mentioned Ministerial Circular also indicated that the proceeds received by the unitholders in the form of dividends or, in general, any other form of benefits received by the shareholders/unitholders of domestic or EU/EEA/EFTA UCITS shall not be subject to any income tax in Greece, by application of the special provisions of art. 103 par. 5 of L. 4099/2012, which are still in force.

With respect to the capital gains realized by the disposal of shares/units in UCITs, the Ministerial Circular 1032/2015, issued in January 2015, stipulates that, in case said UCITS are established in Greece, no capital gains tax shall be due, by application of art. 103 par. 5 of L. 4099/2012. The Ministerial Circular also provides that for UCITS established in an EU/EEA country, the same tax treatment should be applicable, in accordance with the ECJ jurisprudence (case C-370/2011, Commission vs Belgium).

To be noted that special solidarity charge, incorporated in the ITC, will apply on the above mentioned income. Such charge is based on a tax scale starting from income in excess of 12,000 Euros, and rates range from 2.20% to 10% for income exceeding 220,000 Euros.

In the case of legal entities, the tax treatment outlined above shall be equally applicable on any dividends and capital gains received by the latter (except for the special solidarity charge).

Investors should also read the taxation section in Part III of the Prospectus which describes additional tax consequences for investors. Investors should also seek their own professional advice as to the tax consequences before investing in Shares in the Fund. Taxation law and practice and the levels of taxation are subject to future amendments.

## GUERNSEY

The circulation of the Prospectus and the offering of Shares has been authorised by the Guernsey Financial Services Commission under the provisions of the Protection of Investors (Bailiwick of Guernsey) Law, 1987, as amended. In giving this authorisation the

Commission does not vouch for the financial soundness of the scheme or for the correctness of any of the statements made or opinions expressed with regard to it.

## HONG KONG

It should be noted that a Partial Prospectus for investors in Hong Kong exists. Such Partial Prospectus includes the country-specific information for Hong Kong.

## IRELAND

### Registration and Supervision

While the Fund has fulfilled the notification requirements of the Central Bank of Ireland to market its Shares to the public in Ireland, the Fund is not supervised or authorised in Ireland by the Central Bank of Ireland. It is incorporated in Luxembourg and subject to the laws and regulations of Luxembourg. It should be noted that the following funds or classes of Shares are not approved for distribution in Ireland as at the time of this Prospectus: Fidelity Funds - Absolute Return Asian Equity Fund, Fidelity Funds - Asian Equity Fund, Fidelity Funds - Asia Pacific Multi Asset Growth & Income Fund, Fidelity Funds - Asia Pacific Strategic Income Fund, Fidelity Funds - China High Yield Fund, Fidelity Funds - Emerging Market Total Return Debt Fund, Fidelity Funds - Emerging Markets Focus Fund, Fidelity Funds - Fidelity Target™ 2045 (Euro) Fund, Fidelity Funds - Fidelity Target™ 2050 (Euro) Fund, Fidelity Funds - FIRST Developed World Fund, Fidelity Funds - Global Equity Income Fund, Fidelity Funds - Global Hybrids Bond Fund, Fidelity Funds - Global Low Volatility Equity Fund, Fidelity Funds - Global Short Duration Income Fund, Fidelity Funds - Greater China Fund II, Fidelity Funds - Greater China Multi Asset Growth & Income Fund, Fidelity Funds - Institutional Global Sector Fund, Fidelity Funds - Institutional US High Yield Fund, Fidelity Funds - Sustainable Global Equity Fund, Fidelity Funds - UK Special Situations Fund, the Fixed-Term Bond funds range, the Institutional Target funds range and the Multi Asset Target funds range.

Class C, E, J, P and S Shares are not approved for distribution in Ireland.

The information below describes the facilities available to investors and the procedures, which apply, to dealing in Shares in the Fund. This information must be read in conjunction with the current Prospectus of the Fund, the most recent annual report and accounts and, if published thereafter, the most recent semi-annual report and accounts. Terms defined in the Prospectus have the same meaning in the following information.

### Facilities Agent in Ireland

The Fund has appointed FIL Fund Management (Ireland) Limited, George's Quay House 43 Townsend Street, Dublin 2, D02 VK65, Ireland, as its Facilities Agent in Ireland. Orders for the redemption of Shares may be placed through the Facilities Agent. Complaints concerning the Fund, the Management Company or the Distributor may also be lodged with the Facilities Agent for forwarding to the relevant company.

**Irish Representative:** FIL Fund Management (Ireland) Limited, George's Quay House 43 Townsend Street, Dublin 2, D02 VK65, Ireland.

### Dealing Procedures

Investors may place dealing instructions with any of the Distributors listed in the Prospectus or alternatively may deal directly with the Management Company.

Further information about the Fund and the relevant dealing procedures may be obtained from any Distributor or the Facilities Agent.

FIL Pensions Management is the Distributor for Ireland. All instructions can be addressed to the Distributor:

FIL Pensions Management

Beech Gate,  
Millfield Lane,  
Lower Kingswood,  
Tadworth,  
Surrey, KT20 6RP

United Kingdom

(Authorised and regulated in the UK by the Financial Conduct Authority)

Telephone: (44) 1732 777377

Fax: (44) 1732 777262

Investors must ensure that subscriptions for Shares or dealing instructions are provided to the Distributor in writing, in the form prescribed by the Distributor. Application forms are available from any Distributor on request.

Purchase of Shares may be made in any major freely convertible currency. Where the investor purchases in a currency that differs from the Principal Dealing Currency of the relevant fund, the purchase amount will be converted into the Principal Dealing Currency prior to investment as set out in the Prospectus. Similarly, sales proceeds may be received by the investor in any major freely convertible currency.

Contract notes will be issued, usually within 24 hours of the determination of the relevant prices and foreign exchange rates. Applications are normally processed on receipt of cleared funds. Full details are set out on the application form and in the Prospectus.

### Publication of Prices

Details of the most recent dealing prices of Shares in the Fund may be obtained from any Distributor or the Facilities Agent. The Net Asset Values of the appropriate funds are published in such manner as decided from time to time by the Directors.

### Taxation

A company which has its central management and control in Ireland may be considered resident in Ireland for taxation purposes. The Directors intend to conduct the affairs of the Fund so that it does not become resident in Ireland for taxation purposes. Accordingly, provided the Fund does not exercise a trade within Ireland or carry on a trade in Ireland through a branch or agency, the Fund will not be subject to Irish tax on its income and gains other than on certain Irish source income and gains.

***Irish pension funds within the meaning of Section 774, 784 and 785 of the Taxes Consolidation Act, 1997, (as amended).***

On the basis that the pension funds are wholly approved under the aforementioned sections, they are exempt from Irish income tax in respect of income derived from their investments or deposits. Similarly, all gains accruing to a person on the disposal of investments in approved Irish pension funds are exempt from capital gains tax in Ireland under Section 608(2) of the Taxes Consolidation Act, 1997 (as amended).

***Other Irish Shareholders***

Subject to their personal circumstances, Shareholders resident or ordinarily resident in Ireland for taxation purposes will be liable to Irish income tax or corporation tax in respect of any income distributions made by the Fund (whether distributed or reinvested in new Shares).

The attention of individuals resident or ordinarily resident in Ireland for tax purposes is drawn to Chapter 1 of Part 33 of the Taxes Consolidation Act 1997 (as amended), which may render them liable to income tax in respect of undistributed income or profits of the Fund. These provisions are aimed at preventing the avoidance of income tax by individuals through a transaction resulting in the transfer of assets or income to persons (including companies) resident or domiciled abroad and may render them liable to Irish income or corporation tax in respect of undistributed income or profits of the Fund on an annual basis.

The attention of persons resident or ordinarily resident in Ireland (and who, if they are individuals, are domiciled in Ireland) is drawn to the fact that the provisions of Chapter 4 (Section 590) of Part 19 of the Taxes Consolidation Act, 1997 (as amended) could be material to any person who holds 5% or more of the Shares in the Fund if, at the same time, the Fund is controlled in such a manner as to render it a company that would, were it to have been resident in Ireland, be a 'close' company for Irish taxation purposes. These provisions could, if applied, result in a person being treated, for the purposes of the Irish taxation of chargeable gains, as if part of any gain accruing to the Fund (such as on a disposal of its investments that constitute a chargeable gain for those purposes) had accrued to that person directly; that part being equal to the proportion of the assets of the Fund to which that person would be entitled to on the winding up of the Fund at the time when the chargeable gain accrued to the Fund.

The Shares in the Fund will constitute a 'material interest' in an offshore fund located in a qualifying jurisdiction for the purposes of Chapter 4 (Sections 747B to 747E) of Part 27 of the Taxes Consolidation Act, 1997 (as amended). This Chapter provides that if an investor resident or ordinarily resident in Ireland for taxation purposes holds a 'material interest' in an offshore fund and that fund is located in a 'qualifying jurisdiction' (including a Member State of the EU, a Member State of the European Economic Area or a member of the OECD with which Ireland has a double taxation treaty) then, dividends or other distributions or any gain (calculated without the benefit of indexation relief) accruing to the investor upon the sale or on the disposal of the interest will be charged to tax at the rate of 41%.

Shareholders who are tax resident in Ireland will be obliged to deliver a tax return to the Irish Revenue Commissioners on the acquisition of Shares which must include the name and address of the Fund, a description of the Shares acquired (including the cost to the Shareholder), and the name and address of the person through whom the Shares were acquired.

Dividends or other distributions made by the Fund to an investor that is a company that is resident in Ireland or any gain (calculated without the benefit of indexation relief) accruing to such investor upon disposal of their interest in the Fund will be subject to corporation tax at the rate of 25% where the payments are not taken into account in computing the profits or gains of a trade carried on by the Fund. Where any computation would produce a loss the gain shall be treated as nil and no loss shall be treated as occurring on such disposal. An Irish resident corporate investor whose Shares are held in connection with a trade will be taxable at a rate of 12.5% on any income or gains as part of that trade.

The holding of Shares at the end of a period of 8 years from acquisition (and thereafter on each subsequent 8 year anniversary) will constitute a deemed disposal and reacquisition at market value by the Shareholder of the relevant Shares. This shall apply to Shares acquired on or after 1 January 2001. The tax payable on the deemed disposal will be equivalent to that of a disposal of a 'material interest' in an offshore fund (i.e. the appropriate gain is subject to tax currently at the rate of 41% or 25% in the case of an investor that is a company and the payments are not taken into account in respect of the trade carried on by the company). To the extent that any tax arises on such a deemed disposal, such tax will be taken into account to ensure that any tax payable on the subsequent encashment, redemption, cancellation or transfer of the relevant Shares does not exceed the tax that would have been paid had the deemed disposal not taken place.

An offshore fund will be considered a Personal Portfolio Investment Undertaking ("PPIU") in relation to a specific investor where that investor has influence over the selection of some or all of the property held by the offshore fund, either directly or through persons acting on behalf of or connected with the investor. Depending on individual investors' circumstances, an investment undertaking may be considered a PPIU in relation to some, none or all individual investors (i.e. it will only be a PPIU in respect of those individuals who can "influence" selection). Any gain arising on a chargeable event in relation to an offshore fund which is a PPIU in respect of an individual, will be taxed at a rate of 60%. A higher tax rate of 80% may apply where details of the payment/disposal are not correctly disclosed in the individual's tax return and the individual fails to meet the necessary filing requirements under Chapter 4 of Part 27 of The Taxes Consolidation Act, 1997 (as amended). Specific exemptions apply where the property invested has been clearly identified in the offshore fund's marketing and promotional literature and the investment is widely marketed to the public. Further restrictions may be required in the case of investments in land or unquoted shares deriving their value from land. An investment undertaking is not a PPIU if the property which may or has been selected was acquired on arm's length terms as part of a general offering to the public.

For the purposes of Irish taxation a conversion of Shares in the Fund from one class of Shares to another class of Shares will not constitute a disposal. The replacement Shares shall be treated as if they had been acquired at the same time for the same amount as the holding of Shares to which they relate. There are special rules relating to situations where additional consideration is paid in respect of the conversion of Shares, or if a Shareholder receives consideration other than the replacement Shares in a fund. Special rules may also apply when a fund operates equalisation arrangements.

Attention is drawn to the fact that the above rules may not be relevant to particular types of Shareholders (such as financial institutions), which may be subject to special rules. Investors should seek their own professional advice as to the tax consequences before investing in Shares in the Fund. Taxation law and practice, and the levels of taxation may change from time to time.

**Documents available for inspection**

The following documents are available for inspection free of charge during normal business hours on weekdays (Saturdays, Sundays and public holidays excepted) at the office of the Facilities Agent:

- a) Articles of Incorporation of the Fund;

- b) the material contracts referred to in the Prospectus;
- c) the most recent annual and half-yearly reports of the Fund;
- d) the full Prospectus; and
- e) the latest KIIDs.

Copies of the Articles of Incorporation of the Fund, the Prospectus and the KIIDs (each as amended from time to time) and of the most recent annual and half-yearly reports of the Fund may be obtained, free of charge, upon request from the office of the Facilities Agent.

## ITALY

### Distribution procedures

Different procedures may apply to Shares dealing in Italy (including but not limited to fees, charges and minimum investment amounts), as outlined in the Italian subscription form, to be read in conjunction with the present Prospectus.

Please note that additional costs may be imposed by intermediaries for services provided according to local distribution model, as per local regulatory requirements.

Investors may purchase Shares without single settlements (through e.g. saving plans) and may also grant mandate to the local paying agent in this respect. Further information is available in the Italian subscription form.

## JERSEY

### Registration and Supervision

The consent of the Jersey Financial Services Commission (the 'Commission') under the Control of Borrowing (Jersey) Order, 1958 (as amended) has been obtained to the circulation of the Prospectus. It must be distinctly understood that in giving this consent the Commission does not take any responsibility for the financial soundness of any schemes or for the correctness of any statements made or opinions expressed with regard to them. The Commission is protected by the Control of Borrowing (Jersey) Law, 1947, as amended, against liability arising from the discharge of its functions under that law.

## KOREA

It should be noted that a Partial Prospectus for investors in Korea exists. Such Partial Prospectus includes the country-specific information for Korea.

## MALTA

### Registration and Supervision

The Fund is an open-ended investment company incorporated in Luxembourg on 15 June 1990 and is regulated in Luxembourg (the Fund's home state) by the Supervisory Commission for the Financial Sector (Commission de Surveillance du Secteur Financier) and has a listing on the Luxembourg Stock Exchange.

In accordance with the EU UCITS Directive and Undertakings for Collective Investment in Transferable Securities and Management Companies Regulations, 2004 (Legal Notice 207 of 2004, as amended or replaced from time to time; with effect from the 1 July 2011 these have been replaced by the Investment Services Act (Marketing of UCITS) Regulations (Legal Notice 241 of 2011)), the Fund is authorised to market its Shares in Malta with respect to the following (categories of) funds as at the time of this Prospectus: Equity funds (except: Fidelity Funds – Asian Equity Fund, Fidelity Funds – EURO STOXX 50® Fund, Fidelity Funds - FIRST Developed World Fund, Fidelity Funds - Global Low Volatility Equity Fund, Fidelity Funds – Greater China Fund II, Fidelity Funds - UK Special Situations Fund); Equity Income funds (except: Fidelity Funds – Asia Pacific Dividend Fund, Fidelity Funds - Global Equity Income Fund); Assets Allocation Funds (except: Fidelity Funds - Fidelity Patrimoine), Multi Asset Funds (except Fidelity Funds - Greater China Multi Asset Growth & Income Fund); Bond funds (except Fidelity Funds - Asia Pacific Strategic Income Fund), Fidelity Funds - Emerging Market Corporate Debt Fund, Fidelity Funds - Emerging Market Local Currency Debt Fund, Fidelity Funds - Global Income Fund); Cash funds; Fidelity Lifestyle Funds; Institutional Reserved funds (except: Fidelity Funds - Institutional Global Sector Fund, Fidelity Funds - Institutional US High Yield Fund), Systematic Multi Asset Risk Targeted Funds (except Fidelity Funds - SMART Global Defensive Fund).

Certain classes of Shares in funds that are authorised for marketing in Malta may not be available for distribution in Malta (in particular, C, D, E J, P, SR and W Shares), and certain dealing currencies may not be available in respect of certain classes of Shares in such funds.

The information provided below includes details in relation to the facilities available to investors in Malta, and the procedures, which apply to dealing in Shares in the Fund. This information must be read in conjunction with the current Prospectus of the Fund, the most recent annual report and accounts and, if published thereafter, the most recent semi-annual report and accounts. Terms defined in the Prospectus have the same meaning in this country specific section for Malta.

### Representative in Malta

Growth Investments Ltd., Middle Sea House, Floriana FRN 1442, Malta (telephone +356-2123 4582) (the "Local Representative") has been appointed as the entity to provide the facilities for making payments to Shareholders, repurchasing or redeeming Shares and making available the information which the Fund is obliged to provide in Malta.

The Fund is promoted in Malta by the Local Representative.

### Documents Available for Inspection

The Fund's regulations and the Articles of Incorporation (as amended from time to time) may be inspected at the registered office of the Fund, the offices of the Distributors, and the Local Representative. Copies of the latest Prospectus, the latest KIIDs and the latest audited annual report and accounts and unaudited semi-annual report and accounts of the Fund may be obtained, free of charge, upon request, at the registered office of the Fund, the offices of the Distributors, the Local Representative's office, and from authorised financial intermediaries in Malta.

Complaints concerning the Fund may be lodged with the Local Representative for forwarding to the relevant company.

## Dealing Procedures

Investors may give instructions to the Local Representative or any of the Distributors listed in the Prospectus, the Head Office of the Fund, or to FIL (Luxembourg) S.A. at the following address:

FIL (Luxembourg) S.A.  
2a, Rue Albert Borschette  
BP 2174  
L 1246 Luxembourg  
Telephone: (352) 250 404 1  
Fax: (352) 26 38 39 38

Investors must ensure that applications for purchases and subscriptions for Shares or dealing instructions are provided to the Local Representative, permitted Distributor or FIL (Luxembourg) S.A. in writing, in the form prescribed by the Local Representative or Distributor. Application forms are available from the Local Representative on request.

Shares may be purchased in any major freely convertible currency as set out in the Prospectus. Where the investor subscribes in a currency which differs from the Principal Dealing Currency of the relevant class, the subscription amount will be converted into the Principal Dealing Currency prior to investment. Similarly, sales proceeds may be received by the investor in any major freely convertible currency as set out in the Prospectus.

Contract notes will be issued, usually within 24 hours of the determination of the relevant prices and foreign exchange rates. Applications are normally processed on receipt of cleared funds. Full details are set out on the application form and in the Prospectus.

Investors may also apply to redeem shares and obtain payment through the Local Representative. Investors may also apply to the Local Representative for the payment of dividends that have been declared and are payable by the Fund.

## Publication of Prices

Details of the most recent dealing prices of Shares in the Fund may be obtained from the Local Representative.

## Taxation

The Directors are informed of the following general Maltese income tax implications for investors (excluding investors dealing in securities in the course of their normal trading activity), which implications are based on tax law and practice applicable at the date of the Scheme Particulars. This information does not constitute legal or tax advice and investors and prospective investors are urged to seek professional advice as regards tax legislation applicable to the acquisition, holding and disposal of Shares in the Fund (hereinafter 'Shares') as well as that applicable to distributions made by the Fund. General:

Maltese income tax is charged on a worldwide basis on income (including specified capital gains) of persons having both Maltese domicile and ordinary residence. Persons lacking any of these attributes are taxable on income (including capital gains) arising in Malta and on foreign source income received in Malta.

In general, the income tax rate for income (including dividends) and capital gains currently stands at 35% for companies (as defined in the Income Tax Act) and varies between 0% and 35% for other persons.

The tax regime for collective investment schemes is based on the classification of funds into prescribed or non-prescribed funds in terms of the conditions set out in the Collective Investment Schemes (Investment Income) Regulations, 2001 (as amended). In general a prescribed fund is defined as a Maltese-resident fund which has declared that the value of its assets situated in Malta amount to at least 85% of the value of the total assets of the fund. A non-prescribed fund is a fund which does not qualify as a prescribed fund.

On the assumption that none of the Fund's funds would fall within the definition of a prescribed fund, all the assets of the funds would constitute in their entirety non-Maltese assets and none of the Fund's funds derive any income from immovable property situated in Malta, then the Fund should in general not be taxable in Malta on its income/ gains arising from such non-Maltese assets.

### Shareholders:

Shareholders (both individual and corporate) who are both domiciled and ordinarily resident in Malta for tax purposes and who are in receipt of dividends from the Fund (whether these are reinvested or otherwise) should declare such income, which is chargeable to tax under Maltese law. Unless otherwise exempt, the same applies for persons having any one of these attributes missing, to the extent that dividends from the Fund are received by them in Malta. However the regulations specify that dividends distributed to Maltese resident Shareholders by a non-resident non-prescribed fund may qualify for a 15% withholding tax if the recipient of the dividends utilises the services of an authorised financial intermediary licensed under Maltese law in connection with the payment of the said dividends. Should all the relevant conditions be satisfied, the intermediary will have an obligation to withhold the tax at source and pass on such tax to the Government of Malta. No further tax would be charged on the dividends in such circumstances and a resident individual Shareholder would not even be obliged to declare the dividends in the income tax return. Where no such authorised financial intermediary exists or where the resident Shareholder requests the intermediary not to effect the deduction of the said 15% withholding tax, the investor would be required to declare the dividends in their income tax return and will be subject to tax at the normal rates.

Gains (in this case including also trading gains) realised on transfers or redemptions by non-Maltese-residents (covered by the relevant exemption) of Shares in the Fund are exempt from Maltese income tax. Capital gains realised by resident Shareholders on the redemption, liquidation, or cancellation of Shares in non-prescribed funds may be subject to a 15% withholding tax where the transferor utilises the services of an authorised financial intermediary licensed in Malta in connection with the disposal of the said fund Shares. In that case and should all the relevant conditions be satisfied, the obligation to deduct such tax at source lies on the licensed authorised financial intermediary of the Fund. Where no such authorised financial intermediary exists or where the resident Shareholder requests the intermediary not to effect the deduction of the said 15% withholding tax, the Maltese-resident investor would be required to declare the capital gains in their income tax return and will be subject to tax at the normal rates. Switching of units from a non-prescribed fund to another fund of the Fund (or, subject to certain conditions, to a sub-fund of another collective investment scheme) constitutes a transfer for income tax purposes. However, the switching of units within the non prescribed funds of the Fund will not trigger any tax at that point but the tax on any gains, if any, will continue to be calculated (and paid) at the final transfer of the units by reference to the cost of acquisition of the original units. Maltese-resident investors realising a capital gain on direct transfers to third parties of securities in non-prescribed funds must be declared by the transferor in their tax return and tax is charged thereon



at normal rates, so however that on an eventual redemption, the gain on redemption is calculated without reference to the direct intermediate transfer.

## THE NETHERLANDS

### Registration and Supervision

The information below describes the facilities available to investors who are resident in The Netherlands, and the procedures which apply to dealing in Shares. This information must be read in conjunction with the current Prospectus and latest KIIDs of the Fund, the most recent annual report and accounts, and, if published thereafter, the most recent semi-annual report and accounts. Terms defined in the Prospectus have the same meaning in the following information.

### Dealing Procedures

Dutch investors may place dealing instructions (either directly, or through their bank or intermediary) with FIL (Luxembourg) S.A. at the following address or, alternatively, with the Management Company at its registered address.

FIL (Luxembourg) S.A. is the Distributor for The Netherlands and acts as agent for the General Distributor, FIL Distributors.

All instructions can be addressed to the Distributor:

FIL (Luxembourg) S.A.  
2a, Rue Albert Borschette  
BP 2174  
L-1246 Luxembourg  
Telephone: (352) 250 404 1  
Fax: (352) 26 38 39 38

Investors should note that applications for the purchase of and subscription for Shares or dealing instructions are provided to the Distributor in writing, in the form prescribed by the Distributor. Application forms are available from the Distributor on request.

Investors may purchase Shares in any major freely convertible currency as set out in the Prospectus. Where the investor purchases Shares in a currency which differs from the Principal Dealing Currency of the relevant class, the investment amount will be converted into the Principal Dealing Currency prior to investment. Similarly, sales proceeds may be received by the investor in any major freely convertible currency.

### Taxation

The Directors of the Fund are informed of the following tax consequences for investors tax resident in The Netherlands.

- a) Corporate shareholders tax resident in The Netherlands subject to Dutch corporate income tax, will in principle be liable to Dutch corporate income tax in respect of income derived from the Shares at a rate of 25%, with a step up rate of 15% on the first Euro 245,000 of taxable income (rates 2021). This income includes, amongst others, dividends and other profit distributions received from the Fund, and capital gains realised on the disposal or redemption of the Shares. Based on current legislation the step up rate of 15% will be applicable to taxable profits up to EUR 395,000 in 2022.
- b) Certain institutional investors tax resident in The Netherlands (such as qualifying pension funds, charities, family foundations and tax exempt investment institutions ("VBI")) are, in principle, fully exempt from Dutch corporate income tax in respect of dividends and other profit distributions received from the Shares and capital gains realised on the disposal or redemption of Shares.
- c) Dutch investment institutions ('FBI') are subject to 0% Dutch corporate income tax.
- d) Unless the situations mentioned under e) and f) apply, the Shares held by individual Shareholders tax resident in The Netherlands will be deemed to generate an income of a progressive rate of the fair market value of the Shares at the beginning of the calendar year. The applicable deemed return depends on the amount of the taxable holder's yield basis (in Dutch "*rendementsgrondslag*") and consequently ranges between 1.90% and 5.69% (rates 2021). The deemed income will be taxed at a rate of 31% (rate 2021). Actual income from the Shares, such as dividends and capital gains, will as such not be subject to Dutch personal income tax.
- e) As an exception to the tax treatment described under d) above, individual Shareholders who own or own the right to acquire (either alone or together with their partner or certain other relatives as defined in the Dutch Personal Income Tax Act 2001) Shares in the Company which represent 5% or more of the issued and outstanding capital of (i) the Fund, (ii) a fund, or (iii) a separate class of Shares of a fund (a so called 'substantial interest') will be liable to tax at a rate of 26.9% (rate 2021) in respect of dividends and other profit distributions received from the Fund and capital gains realised on the disposal or redemption of the Shares. In addition, owners of a substantial interest in the Fund need to report a deemed income of 5.69% of the fair market value of the Shares (at the beginning of the calendar year) less actual income of the Shares (but not lower than nil) which will be taxed at the rate of 26.9% (rates 2021). Capital gains realised on the disposal or redemption of the Shares will be reduced with any deemed income that was taxed previously. Investors owning a 'substantial interest' are advised to seek professional advice as to the tax consequences related to their shareholding in the Fund.
- f) As an exception to the tax treatment described under d) and e) above, individual Shareholders resident in The Netherlands who carry on an enterprise or an independent activity to which the Shares are attributable, will in principle be liable to Dutch personal income tax at progressive rates of up to 49.5% (rate 2021). This includes among others dividends and other profit distributions made by the Fund, and capital gains realised upon disposal or redemption of the Shares.
- g) Investors should also read the taxation section of the Prospectus that describes additional tax consequences for investors. Investors should seek their own professional advice as to the tax consequences before investing in the Shares.

It should be noted that this information does not constitute legal or tax advice and investors and prospective investors are urged to seek professional advice as regards tax legislation applicable to the acquisition, holding and disposal of Shares as well as that applicable to distributions made by the Fund. The tax treatment as described in this section refers to the current law and practice as valid at the date of the Prospectus. Both, taxation law and practice, and the levels of taxation, are subject to future alteration, with or without retro-active effect.

### Publication of Prices

Details of the most recent dealing prices of Shares may be obtained from the Distributor.

## General

Further information about the Fund and the relevant dealing procedures may be obtained from the Management Company, 2a, Rue Albert Borschette, BP 2174, L-1246 Luxembourg.

## NORWAY

### Registration and Supervision

The Directive 2009/65/EC for marketing in certain Member States of the EU has been implemented in Norway by the Act of 25 November 2011 no. 44 and the Regulation of 21 December 2011 no. 1467. The Fund has been registered, and the circulation of the Prospectus has been authorised, by the Financial Supervisory Authority of Norway (Finanstilsynet).

The information below describes the facilities available to investors in Norway, and the procedures which apply to dealing in Shares in the Fund. Further information is also provided as to consequences of purchasing or holding and disposing of Shares. This information must be read in conjunction with the current Prospectus of the Fund. Terms defined in the Prospectus have the same meaning in the following information.

### Representative

The Fund has appointed FIL (Luxembourg) S.A. at the address below as a Distributor of Shares and as Representative of the Fund:

2a, Rue Albert Borschette  
BP 2174  
L-1246 Luxembourg  
Telephone: (352) 250 404 1  
Fax: (352) 26 38 39 38.

A list of Norwegian Sales Representatives can be obtained by calling the following toll free number: +47 800 11 507.

### Dealing Procedures

Application forms are available on request from the Representative in Luxembourg, the Management Company or any other Distributor listed in the Prospectus.

Further information about the Fund and the relevant dealing procedures may be obtained from any Distributor, the Representative of the Fund or the Sales Representatives.

### Publication of Prices

Details of the most recent prices of Shares in the Fund may be obtained from the Representative in Luxembourg. The Net Asset Value of the appropriate funds will also generally be published on a daily basis on the website <https://www.fidelity.no/funds/pricing-and-performance>.

### Taxation

The information given below does not constitute legal or tax advice and is not exhaustive. Existing or prospective investors should consult their own professional advisers as to the implications of their subscribing for acquisition, on holding, switching, redemption or disposal of shares under the laws of the jurisdiction in which they may be subject to tax. Furthermore, taxation laws and practices as well as the level of taxation are subject to future alteration.

The Directors of the Fund are informed of the following taxation consequences for individuals ('individuals') and companies ('companies') resident in Norway.

On condition that the Fund is regarded as tax resident and has sufficient substance in Luxembourg, investments in the Fund should be comprised by the Norwegian tax exemption rules to the extent the investment is classified as share investment as defined below and the investor is a corporate shareholder. Each Norwegian investor should however seek to find out whether or not the investment will be subject to Norwegian tax.

- a) The taxation of investments classified as securities funds for Norwegian tax purposes, held by Norwegian resident shareholders will depend on the classification of the fund's investments. Distributions from collective investment funds where more than 80% of the underlying investments are shares, are taxed as dividends. Distributions from collective investment funds where less than 20% of the underlying investments are shares, are taxed as interest income. Distributions from collective investment funds where the share portion of the underlying investment is between 20% and 80% will be split in one part which will be taxed as dividend and one part which will be taxed as interest income, calculated on a pro rata basis as defined in b).
- b) The share portion mentioned under (a) above of the underlying investment in the fund is calculated based on the ratio between the value of shares and other securities (e.g. bonds, derivatives, including derivatives with shares as underlying objects, and other debt instruments) at the beginning of the income year. Cash is not taken into account when calculating the ratio between shares and other securities. For funds that have been established during the income year, the share portion is calculated based on the ratio at the end of the income year. Shares in underlying funds are included in the calculation with their respective proportionate part. If the underlying fund does not report its investments to the Norwegian tax authorities, the unitholder is required to document the share portion and report this to the Norwegian tax authorities. Further, if the share ratio is reported by the unitholder, calculation of the share ratio is subject to the following limitations:
  1. Shares held in underlying funds shall only be included in the calculation of the share ratio if the fund's investment in the underlying fund amount to more than 25% of the total value of the fund in question at the beginning of the income year.
  2. Only shares that are owned directly by the underlying fund are included with a corresponding proportionate part. Investments that are owned by underlying funds further down than one level in the ownership chain are not taken into account in the share ratio calculation.

If the share ratio in a securities fund, or underlying fund of a securities fund, is not sufficiently documented, that part of the investment will be regarded as other securities than shares. Penalty tax may be levied if the unitholder fails to provide sufficient documentation to the Norwegian tax authorities.

- c) Lawful dividends on shares received by Norwegian resident corporate shareholders (defined as limited liability companies, savings banks and other self-owned finance enterprises, mutual insurance companies, co-operatives, equity funds, associations, foundations, certain bankrupt estates and estates under administration, municipalities, county municipalities,

intermunicipal companies, companies 100% owned by the Government, SE-companies and SE-co-operatives) should be comprised by the Norwegian tax exemption method. Shares etc. covered by the tax exemption method are shares in Norwegian limited liability companies, savings banks, mutual insurance companies, co-operatives, securities funds and intermunicipal companies as well as shares in similar foreign companies. Distributions from securities funds are covered by the tax exemption rules to the extent the distribution is classified as dividends from shares cf. (a) and (b) above. Exemptions from this basis are stated below.

- d) Lawful dividends on shares (as defined under c) above) received by Norwegian resident corporate shareholders from Norwegian resident entities (as referred to under c) above), are 97% tax exempt. All portfolio management expenses except for acquisition/sales costs, etc. related to exempt income from shares are fully tax deductible. In order to limit the benefit of these deductions, the tax exemption method is limited to 97% of the dividend income, with the remaining 3% taxable for Norwegian corporate shareholders (0.75% effective tax rate for shareholders covered by the financial tax scheme and 0.66% effective tax rate for other corporate shareholders). An exemption from the 3% rule applies for dividends distributed within a tax group (i.e. where a parent company owns more than 90% of the shares and the voting rights, directly or indirectly, in the company and is actually established in an EEA State and carries out genuine economic business activity). For investments in EEA companies the 97% tax exemption for lawful dividends on shares will only apply if the foreign company invested into is not resident in a low-tax country. However, if the company is resident in a low-tax country, the 97% tax exemption will still apply if the Company is actually established in an EEA State and carries out genuine economic business activity there. It must be documented that these requirements are met. If not covered by the tax exemption rules mentioned under (c), dividends from a foreign company to Norwegian resident corporate shareholders would be taxable at a rate of 22% (25% for entities covered by the financial tax scheme). Dividends on shares as mentioned under (i) below to Norwegian corporate shareholders will consequently be taxable in Norway. Dividends received by Norwegian resident corporate shareholders on shares in NOKUS companies are not subject to taxation as long as the dividends paid fall within the NOKUS income which has already been subject to taxation, see under (g) below for further details.
- e) For individuals resident in Norway, only dividends (as defined under (c) above) received in excess of a calculated shield deduction (equal to the arithmetic average interest on Norwegian three months exchequer bills, after tax multiplied with the cost price of the shares, previous years' unused shield deduction included), will be taxable at a rate of 22%. For the purpose of calculating the shield deduction, funds owning more than 80% shares are considered only to own shares and funds owning less than 20% shares are considered only to own other securities than shares. This means that a shield deduction will be granted on the whole cost price of the share when the share portion in the fund in the year of acquisition was more than 80%. For funds with a share portion between 20% and 80%, the shield deduction will be calculated on the basis of the cost price corresponding to the share ratio. It is a condition for deduction of shield deduction that the dividends are paid out in accordance with the rules and regulations of the applicable corporate and accounting laws/regulations. The shield deduction is linked to the individual share. After the deduction of the shield deduction, the basis for taxation of the dividend is increased with an adjustment factor of 1.44, leaving the (effective dividend tax rate for individuals at 31.68% ( $22\% \times 1.44$ )).
- f) Distributions classified as interest income according to (a) above are not comprised by the Norwegian tax exemption method and neither qualify for shield deductions. This means that distributions classified as interests received by Norwegian resident corporate shareholders and individuals resident in Norway from a fund are taxable at a rate of 22% (25% for entities covered by the financial tax scheme).
- g) Capital gains made by Norwegian resident corporate shareholders on disposal, conversion or redemption of units in funds where 100% of the underlying investments are other securities than shares, are as a starting point taxable at a rate of 22% (25% for corporate shareholders covered by the financial tax scheme). Capital losses are in this situation deductible. The capital gain or loss is calculated as the difference between the cost price of the shares (including costs related to the acquisition of the shares), and the sales price.
- h) Capital gains made by Norwegian resident corporate shareholders (as defined under (c) above) on disposal, conversion or redemption of units in Norwegian securities funds where 100% of the underlying investments are shares (as defined under (c) above) should be tax exempt under the Norwegian tax exemption method. Capital gains on shares in securities funds resident in the EEA are comprised by the tax exemption if the company is not regarded as resident in a low-tax country. If the securities fund is resident in a low-tax country, it would still qualify for the tax exemption method if the securities fund invested into is actually established in an EEA State and carries out genuine economic business activity there. It must be documented that these requirements are met.
- i) Capital gains as mentioned under (h) above on shares in securities funds resident in low-tax countries outside the EEA, are, however, not covered by the Norwegian tax exemption method and are therefore taxable (tax rate is 25% for corporate shareholders covered by the financial tax scheme and 22% for other corporate shareholders). Consequently, any losses on such investments will be deductible. The same applies for capital gains and losses on portfolio investments in securities funds outside the EEA. For capital gains, a portfolio investment exists if the tax payer has not continuously in the last two years owned 10% or more of the capital and 10% or more of the voting rights at the general meeting. For losses, a portfolio investment exists if the taxpayer alone or together with any closely related persons has not owned 10% or more of the capital or 10% or more of the voting rights at the general meeting consecutively for the last two years.
- j) For Norwegian resident corporate shareholders in funds with both shares and other securities as underlying investments, the applicability of the Norwegian tax exemption method on capital gains is limited on a pro rata basis to the calculated share portion in the fund. The share portion is calculated based on the average between the share portion in the year of acquisition and in the year of sale. The share ratio in the year of acquisition and the year of sale is calculated based on the principles described under (b) above.
- k) Corporate shareholders as defined under (c) will not be allowed a deduction for losses to the extent capital gains would have been exempt.
- l) Capital gains or losses for other corporate entities than defined under (c), if taxable, are calculated as the difference between the cost price of the shares, (including costs related to the acquisition of the shares), and the sales price (tax rate is 25% for corporate shareholders covered by the financial tax scheme and 22% for other corporate shareholders).
- m) For individuals resident in Norway, only capital gains and losses on disposal, conversion or redemption of units in excess of a calculated shield deduction (as defined under e above) will be taxable at a rate of 22%. The shield deduction is only earned on investments in shares and on the share ratio in securities funds calculated in the year of the investment in the fund. The shield deduction can be deducted in the total capital gain on investment in securities funds, not just the portion of the gain that stems from shares. Unused shield deduction cannot exceed the capital gain and create or increase a tax deductible loss. The taxable capital gain or loss will be the difference between the cost price of the shares (including costs related to

the acquisition of the shares) and the sales price. For the portion of the gain or loss that is related to the fund's underlying investments consisting of shares, the basis for taxation of the gain – after the deduction of the shield deduction - is increased with an upwards adjustment factor of 1.44 and then taxed at a rate of 22 % (effective tax rate 31.68%).

- n) Individuals, and entities not covered by the tax exemption rules mentioned under (c), suffering a net loss from capital, e.g. as a result of a capital loss upon sale, switch, redemption etc. of shares, may claim a deduction in ordinary income (which is taxed at a rate of 22% (25% for corporate shareholders covered by the financial tax scheme)), but not for gross tax purposes (gross tax applies only to individuals on income classified as salary).
- o) If a capital gain is taxable, the applicable tax rate is 25% for shareholders covered by the financial tax scheme and 22% for all other taxable persons (i.e. other companies and individuals).
- p) Most Norwegian institutional investors are taxed as corporate shareholders (see (c) above) with respect to dividends and capital gains on the disposal of shares. Some institutional and governmental investors are tax-exempt. In addition to be comprised by the Norwegian tax exemption method, Norwegian securities funds are also comprised by a special tax rule whereby all capital gains on shares in non-EEA companies are tax exempt. Norwegian securities funds do not have the right to deduct losses on disposal of shares in companies resident in countries outside the EEA. Norwegian pension funds and insurance companies, holding a license in accordance with the Norwegian Financial Undertakings Act, may offset income derived from investments held within the technical assets/collective portfolio against future payouts to the beneficiaries. Hence, income derived from investments held as part of the technical assets are in effect tax exempt. Investments in shares, etc. held within the company's investment portfolio is however subject to the ordinary tax rules, hence investments in shares, etc. may be eligible for the tax exemption method.
- q) Each Norwegian investor should seek to find out whether the investment will be subject to Norwegian NOKUS taxation (CFC taxation). Norwegian residents (individual or company) will be taxed directly for their part in the foreign Company's/Fund's income if the company is located in a low-tax country, irrespective of whether any funds, etc. are distributed to the investor. A low-tax country in this respect is a country where the assessed income tax on the company's profits is less than two-thirds of assessed taxes calculated according to Norwegian tax rules as if the company had been located (resident) in Norway. A condition for such taxation is that 50% or more of the foreign company's shares or capital are owned or controlled, directly or indirectly, by Norwegian taxpayers (alone or together), based on ownership status at the beginning and end of the income year. Furthermore, if Norwegian taxpayers own or control more than 60% of the shares or capital at the end of the income year, Norwegian control exists irrespective of the level of control at the beginning of the year. Norwegian control ceases to exist if Norwegian taxpayers own or control less than 50% of the shares or capital at both the beginning and end of the income year, or less than 40% of the shares or capital at the end of the income year. In relation to umbrella funds it should be noted that the ownership requirement is normally calculated based on ownership at the level of the different sub-funds. On condition that Norway has signed a Tax Treaty with the country involved and the entity in question is covered by that Tax Treaty, the NOKUS rules will only be applicable if the income of the company in question is mainly of a passive nature. Furthermore, NOKUS taxation is prohibited if the company in question is actually established and carries out genuine business activity in an EEA State. The Norwegian rules in this respect are more or less in accordance with the "wholly artificial arrangement" statement of the ECJ's judgment in the Cadbury Schweppes case.
- r) Individuals (and estates of deceased persons) will have to pay net wealth tax based on their ownership in the Fund. The maximum tax rate is 0.85% (i.e. 0.15% state tax and 0.7% municipal tax). There is no net wealth tax for limited liability companies, securities funds, state-owned enterprises according to the State-owned Enterprise Act, intermunicipal companies and companies which somebody owns a part in or receives income from, when the responsibility for the companies' liabilities are limited to the companies' capital. Some institutional investors such as mutual insurance companies, savings banks, co-operatives, taxable pension funds, self-owned finance institutions and mortgage credit associations pay 0.15% net wealth tax. Otherwise, the maximum net wealth tax rate for a corporate body is 0.85%. Shares in limited liability companies and the share portion in securities funds as defined in a and b above, are valued at 65% (55% applies to the income year of 2021) of the quoted value for net wealth tax purposes as of 1 January of the year after the relevant income year. Other assets held by securities funds are valued at 100% of the value for net wealth tax purposes as of 1 January of the year after the relevant income year. If quoted both on Norwegian and foreign stock exchanges, the Norwegian quoted value will be applicable. If not quoted, the basis for taxation is the company's net assets for wealth tax purposes as per 1 January of the income year in question. The basis for taxation of not quoted shares in foreign companies is as a starting point the shares assumed market value as per 1 January of the assessment year.
- s) Investors should also read the taxation section in Part III of this Prospectus, which describes additional tax consequences for the Fund and its investors.

#### Documents Available for Inspection

The following documents are available for inspection free of charge during normal business hours on weekdays (Saturdays, Sundays and other public holidays excepted) at the registered office of the Fund. These documents, together with a translation of the Law of 2010, may also be inspected, free of charge, at the offices of the Distributors and of the Management Company.

- a) Articles of Incorporation of the Fund
- b) Management Company Services Agreement
- c) Depositary Agreement
- d) Distributors' Agreements
- e) Investment Management Agreement
- f) Services Agreement
- g) Paying Agency Agreement
- h) Hong Kong Representative's Agreement
- i) The KIIDs

The Agreements listed above may be amended from time to time by agreement between the parties thereto. Any such agreement on behalf of the Fund or the Management Company will be made by its Directors, except as noted in Appendix B under Management and Administration, Termination or Amendment.

The Articles of Incorporation (as amended from time to time) may also be inspected at the Sales Representatives.

Copies of the Prospectus, the latest KIIDs and the latest audited annual report and accounts and unaudited semi-annual report and accounts of the Fund may be obtained free of charge upon request from the registered office of the Fund, the offices of the Distributors and of the Management Company and the Sales Representatives.

## SINGAPORE

It should be noted that for investors in Singapore the Prospectus is accompanied by a Singapore supplementary prospectus. Such Singapore supplementary prospectus includes the country-specific information for Singapore.

## SOUTH AFRICA

### Registration and Supervision

The Financial Sector Conduct Authority in South Africa ('the FSCA') has duly approved the marketing of the Fund in South Africa. Prescient Management Company Ltd Prescient House, Westlake Business Park, Otto Close, Westlake, 7945, South Africa is the representative of the Fund in South Africa.

The solicitation of investments in, and promotion of, any foreign collective investment scheme or fund in South Africa that has not been approved by the FSCA is prohibited. Switching South African investors to another unapproved scheme or fund is also prohibited by the FSCA.

The following funds are approved for distribution as at the time of this Prospectus: Fidelity Funds – America Fund, Fidelity Funds – Asian Special Situations Fund, Fidelity Funds – China Focus Fund, Fidelity Funds – Emerging Markets Fund, Fidelity Funds – European Growth Fund, Fidelity Funds – Global Health Care Fund, Fidelity Funds – Global Thematic Opportunities Fund, Fidelity Funds – Latin America Fund, Fidelity Funds – Pacific Fund, Fidelity Funds – United Kingdom Fund, and Fidelity Funds – World Fund.

### General

In addition to what is stated in the Prospectus, the current policy of the Fund in respect of the funds approved for distribution is as follows:

1. The funds may utilise derivative instruments, including but not restricted to option contracts, swaps and futures contracts, only for the purposes of Efficient Portfolio Management. Derivatives utilised may be either exchange-traded or traded over-the-counter. Derivative positions must be covered by assets within the portfolio of the funds.
2. The funds may not invest in a fund of funds or a feeder fund.
3. Scrip borrowing is allowed under the conditions provided in Part V, section 5.1. B.1. of the Prospectus.

### Important differences between South African collective investment schemes and the Fund

#### Ring-fencing of funds

In terms of South African legislation, the sub-funds of a South African collective investment scheme are ring-fenced. If the collective investment scheme is unable to meet liabilities attributable to any particular sub-fund out of the assets attributable to that sub-fund, the excess liabilities may not be met out of the assets attributable to the other sub-funds.

Article 181(6) of the Luxembourg law of 17 December 2010 concerning undertakings on collective investment provides that each compartment of an undertaking may be separately liquidated without such separate liquidation resulting in the liquidation of another compartment. Only the liquidation of the last remaining compartment of the UCI will result in the liquidation of the UCI.

#### Repurchases of units/shares

In terms of South African legislation and deeds, a South African collective investment scheme is required to repurchase units from the public at a price which has been calculated not more than 24 hours preceding the receipt of the application. Participatory interests are priced daily. Unit certificates are issued to investors on request.

The Fund is required to buy back Shares on demand and may only suspend trading under limited conditions as laid down by the constitutional document of the Fund. The Directors of the Fund may suspend the pricing, sale switch and repurchase of Shares of any class for any period of time under extreme market conditions as disclosed in Part II, 2.6. "Temporary Suspension of Determination of Net Asset Value and of the Issue, Switching and Redemption of Shares") of the Prospectus.

#### Fund expenses

In terms of South African legislation, South African collective investment schemes are only allowed to deduct certain amounts from a portfolio, namely charges payable on the buying and selling of assets for the portfolio (such as brokerage, marketable securities tax, value-added tax or stamp duties), auditor's fees, bank charges, trustee and depositary fees and other levies and taxes, share creation fees payable to the Registrar of Companies, and the agreed and disclosed service charges of the manager. The deed of a collective investment scheme must contain full disclosure of the charges (managers' charges and service charges) that may be levied by the manager and the method of calculation of such charges. The manager must give investors not less than three months' written notice of any change in the existing charges or the introduction of an additional charge that could result in an increase of charges for investors.

It is a practice in foreign collective investment schemes that the scheme carries additional expenses. These are set out in detail in Part IV, 4. "Administration Details, Charges and Expenses" of the Prospectus. This includes the amortisation or formation costs of the Fund.

#### Liquidity requirement/borrowing powers

In terms of South African legislation, South African collective investment schemes may only borrow funds where insufficient liquidity exists in a portfolio or where assets cannot be realised to repurchase or cancel participatory interests, in which event the manager may borrow the necessary funds for such repurchase or cancellation, on security of the assets and for the account of the portfolio in question, from a registered financial institution at the best commercial terms available and until assets can be realised to repay such a loan, provided that the maximum amount so borrowed may not exceed 10% of the market value of such portfolio at the time of borrowing.

The Fund is allowed at times to borrow up to 10% of the total value of the net assets of the Fund on a temporary basis to redeem Shares or for settlement of investment acquisitions pending receipt of subscription monies. See Part V, 5.1. "Investment Powers and Safeguards" of the Prospectus.

#### **Capital adequacy requirement**

In terms of the Collective Investment Scheme Control Act 45 of 2002 and the regulations promulgated thereunder, a manager may not be registered or be allowed to continue as manager unless at the time of registration and at all times thereafter (except where specifically exempted by the Registrar of Collective Investment Schemes) the manager has net assets in liquid form which exceed the minimum capital requirement. FIL Fund Management Limited, as the Investment Manager of the Fund, is not subject to any capital adequacy requirement.

#### **Investment restrictions**

The laws governing the investment guidelines of South African collective investment schemes are clearly set out in the Collective Investment Schemes Control Act 45 of 2002 (the "CISC Act"), the various regulations promulgated thereunder and the relevant deeds.

In terms of the CISC Act, a maximum of 10% of a fund may be invested in securities listed on an exchange which is not a full member of the World Federation of Exchanges or to which the due diligence guidelines prescribed by the Registrar have not been applied. Unlisted securities must be listed within 12 months of the purchase date or be disposed of. The investment restriction on an individual security in respect of equity funds is a maximum of 5% of fund if market capitalisation of company is less than R2 billion, otherwise it is 10%, or 120% of free float weighting in appropriate exchange index with an overall limit of 20% for general funds and 35% for specialist funds. The investment in non-equity securities (other than government issued and listed securities) is limited. Such non-equity securities must be included subject to the conditions prescribed in terms of the CISC Act (which includes requirements as to the rating of the securities).

The general investment restrictions of the Fund are set out in full in Part V, 5.1. "Investment Powers and Safeguards" of the Prospectus, and set out the maximum exposure limits allowed in the Fund as to securities, debt, warrants, unlisted Shares, bonds etc. Investors are advised to refer to the investment objectives of the range of funds, as set out in Part I of the Prospectus, for full details of the applicable investment restrictions. However, the Fund is required to meet all the requirements of the European Community Directive 2009/65. This sets out in great detail the minimum requirements the Fund must comply with regarding investment restrictions. These are restrictive, are comparable to South African legislation, and in some cases are more restrictive than South African legislation.

#### **Reporting**

In terms of South African legislation, South African collective investment schemes report to investors on an annual basis.

#### **Distributions**

In terms of South African legislation, the income of South African collective investment schemes is distributed regularly and may be reinvested at the option of the investor by the issue of additional participatory interests.

#### **Derivatives**

For the purpose of Efficient Portfolio Management, the Fund may use various techniques, instruments and derivatives for the purposes of hedging and Efficient Portfolio Management. The use of these instruments for these purposes in managing the funds is regulated under Luxembourg and EU law.

The South African legislation in relation to such techniques and derivative investments is more stringent.

#### **Securities lending**

The Fund allows for security lending and borrowing, as set out in Part V, D. "Securities Lending and Borrowing" of the Prospectus.

Scrip lending by South African collective investment schemes is permitted up to 50% with limits on single borrower and subject to 105% collateral. Scrip borrowing and the pledging of securities is prohibited.

#### **Taxation**

##### **Investment in an offshore investment company**

South African residents are taxed on their worldwide income at the earliest of receipt or accrual of the income. South African residents include individuals that are ordinarily resident in South Africa or are physically present in South Africa for a minimum aggregate period in six successive years, and any trust, company or any other entity that is incorporated, established or formed in South Africa or that has its place of effective management in South Africa. A person exclusively resident in another jurisdiction in terms of a valid double tax convention between that state and South Africa is not a resident.

##### **Dividend and interest income**

Distributions by foreign companies are recognised as foreign dividends where such amounts are treated as dividend or similar payments in terms of the tax laws of the country in which the foreign company has its place of effective management. In the absence of tax laws, the distribution is a foreign dividend if treated as such by the company law of the jurisdiction in which the company is incorporated.

Foreign dividends (save for limited exemptions) are generally taxable in South Africa as part of a South African resident's taxable income. A foreign dividend will qualify for an exemption under the general participation exemption if the recipient of the dividend, together with any company forming part of the same group of companies, holds at least 10% of the equity shares and voting rights in the foreign company declaring the dividend (this exemption is denied unless the dividend is paid in respect of an equity share in the foreign company). Foreign dividends received or accrued to any person in relation to any participatory interest in a "collective investment scheme" carried on outside of South Africa are denied exemption under the general participation exemption available to persons holding not less than 10% in a non-South African resident company. Foreign dividends not qualifying for the general participation exemption should however qualify for the general dividend exemption that is available to individuals and companies, whereby the effective tax rate on dividends is reduced to a maximum of 20%. Note: The effective tax rate on foreign dividends increased to 20% with retrospective effect to years of assessment commencing 1 March 2017.

It is important to note that the above participation exemption and general dividend exemption will not apply to any foreign dividends distributed to a person in respect of services rendered or to be rendered by that person by virtue of employment or the holding of any office (other than a foreign dividend distributed in respect of a "restricted equity instrument" (as defined)).

Dividends from South African resident companies may be subject to a withholding tax of 20% if paid to a South African resident shareholder, other than a company or certain specified exempt institutions. Note: The rate of withholding tax on domestic dividends increased to 20% with retrospective effect to 1 March 2017. Dividends from a South African company, or foreign dividends declared

by a non-South African resident company out of profits that have been or will be subject to tax in South Africa, are exempt from normal tax in the hands of South African recipients (i.e. are not included in taxable income).

Foreign dividends received or accrued from hybrid equity instruments (as defined) on or after 1 April 2012, or which became such an instrument after such date, shall be deemed to be an amount of income (hence subject to tax without exemption) in the recipient's hands and therefore included in the recipient's gross income.

Any interest received by or accrued to a South African resident or which is deemed to have accrued to a South African resident, is likely to be taxable in South Africa.

#### **Accumulation of income**

Where the underlying income of the Fund is rolled up and not distributed, the South African resident investor will not be in receipt of any foreign dividends. Accordingly, no South African income tax liability will arise in the hands of a South African resident until such time as a distribution or deemed distribution takes place.

#### **Sale of Shares to third parties**

The 'gross income' definition contained in the South African Income Tax Act provides a starting point for the determination of any person's taxable income. The definition of 'gross income' for South African tax residents refers to the total amount, whether in cash or otherwise, received by or accrued to or in favour of any resident, excluding such receipt or accruals of a capital nature. The definition of 'gross income' for non-South African tax residents refers to the total amount, whether in cash or otherwise, received by or accrued to or in favour of such person from a source or deemed source within South Africa, excluding such receipt or accruals of a capital nature.

Accordingly, each individual investor would be required to determine whether the receipt or accrual, arising from a disposal or redemption is of a capital nature or not. This cannot be determined without reference to the individual facts and circumstances of the resident.

Any amount received or accrued to an investor as a result of the disposal by that investor of an "equity share" (as defined) will, subject to certain exemptions, be deemed to be of a capital nature if it was held for a period of at least three years.

Capital gains on the disposal of shares in a "foreign company" to a non-South African tax resident by a person who holds (whether alone or together with any other person forming part of the same group of companies as that person) at least 10% of the equity share capital and voting rights, and has held such an interest for a period of not less than 18 months are exempt from capital gains tax (save for limited exemptions), provided that the disposal is to a person who is not a resident (other than a company which is a controlled foreign company (as defined), or any person that is a connected person in relation to the person disposing of that interest). This exemption from capital gains tax shall not apply to *inter alia* the disposal of any interest in the equity share capital of a "collective investment scheme" carried on outside of South Africa.

If the proceeds on disposal are of a revenue nature, the investor will be taxed on the total amount at the rate of taxation applicable to that investor. If the receipt is of capital nature, individual investors will pay normal income tax on 40% of the net capital gain (being the amount by which their aggregate capital gains exceed their aggregate capital losses), and corporate investors and trust investors will pay normal income tax on 80% of the net capital gain on disposal (provided no exemptions apply) in respect of all disposals taking place on or after 1 March 2016.

The capital gain or loss arising on the disposal of an asset is calculated by deducting the base cost of the asset from the proceeds received or which accrued in respect of the disposal. Where an asset is disposed of and the consideration includes an amount that cannot be quantified, then so much of the consideration that cannot be quantified will be treated as not having accrued to the investor until such date that the amount is quantifiable.

Similarly, when determining the capital gains or losses (if any) in respect of assets disposed of, where all the proceeds do not accrue to the seller in the same year of assessment, capital losses on such disposals will be deferred until the full proceeds accrue. Capital losses may be deducted from subsequent capital gains on the disposal of assets when the proceeds in relation to that asset accrue or when it can be shown that no further proceeds will accrue.

The investment does not qualify as an exchange item. As a result, any exchange gain will be taxable as part of the capital gain on disposal.

#### **Redemption of Shares and Share buy-backs**

Any amount that is paid or payable by a foreign company in respect of any share, is recognized as a foreign return of capital where such amount is treated as a distribution or similar payment other than a foreign dividend in terms of the tax laws of the country in which the foreign company has its place of effective management, or where there are no tax laws, by the company law of the country in which the company is incorporated. An amount cannot be regarded as a foreign return of capital if it is deductible by a foreign company in terms of its foreign tax law.

Where a foreign return of capital takes place, the amount accruing to the shareholder must be applied to reduce the base cost of the investment. In the event that the foreign return of capital exceeds the expenditure incurred in respect of the acquisition of the shares to which the foreign return relates, the excess must be treated as a capital gain during the year of assessment in which the foreign return of capital is received or accrued (whichever is earlier), subject to a participation exemption similar to a full redemption mentioned below.

A foreign return of capital arising from a full redemption of an investor's shares is likely to be regarded as a disposal event, and should qualify for a participation exemption provided that the investor holds at least 10% of the equity share capital and voting rights of the company. This exemption from capital gains tax shall not apply to *inter alia* the disposal of any interest in the equity share capital of a "collective investment scheme" carried on outside of South Africa.

Receipts or accruals which do not constitute foreign returns of capital (as defined) or foreign dividends (as defined) are not specifically dealt with in the South African Income Tax Act. The general rules pertaining to receipts and accruals will therefore apply to such amounts.

Share buy backs should qualify for a participation exemption provided that the investor holds at least 10% of the equity share capital and voting rights of the company, and has held such interest for a period of 18 months, provided that the share buy back is from a person who is not a resident (other than a company which is a controlled foreign company (as defined), or any person that is a connected person in relation to the person disposing of that interest). This exemption from capital gains tax shall not apply to *inter alia* the disposal of any interest in the equity share capital of a "collective investment scheme" carried on outside of South Africa.

To the extent that any South African investor (which is a company) receives an 'extraordinary dividend' as consequence of a share buy-back, and such investor held a 'qualifying interest' in the shares disposed of, certain "dividend stripping" rules may find application.

In this respect an 'extraordinary dividend' includes, *inter alia*, so much of any dividend received or accrued within a period of 18 months prior to the disposal of the shares, or by reason or in consequence of the disposal of the shares, of which exceeds 15% of the higher of the market value of the shares disposed of as at the beginning of the 18 month period or the date of disposal.

'Qualifying interest' means a direct or indirect interest (individually or with connected persons), of at least 50% of the equity shares or voting right; 20% of the equity shares or voting rights if no other person holds majority equity shares or voting rights; or 10% of the equity shares or voting rights if the company is a listed company.

Where applicable, the dividend stripping rules will have the effect that –

- a) To the extent that the shares were held as trading stock, an investor will be required to re-characterise the extraordinary dividends it receives as consequence of the share buy-back, as income for normal income tax purposes; or
- b) To the extent that the shares were held on capital account, an investor will be required to re-characterise the extraordinary dividend it receives as consequence of the share buy-back, as Proceeds for Capital Gains Tax purposes.

These principles came into effect on 19 July 2017, and are applicable in respect of any disposal on or after that date.

NOTE: This summary of the tax consequences for South African investors briefly sets out the tax position as at 14 January 2020 and is for information only. It should be noted that no proposed amendments to the South Africa Income Tax Act has been included in the above description of the South African tax position. Investors should consult their own tax advisors in relation to an investment in the Fund as the individual circumstances of each investor will determine the full tax consequences of any investment in the Fund.

## SWEDEN

### Registration and Supervision

The Fund is an open-ended investment company incorporated in Luxembourg on 15 June 1990.

By virtue of rulings of the Swedish Financial Supervisory Authority (Finansinspektionen) dated 18 December 1995 and 27 October 2005, the Fund is authorised to sell its Shares to members of the public in Sweden.

The information below describes the facilities available to investors resident in Sweden and the procedures which apply to dealing in Shares in the Fund. This information must be read in conjunction with the current Prospectus of the Fund, the most recent annual report and accounts and, if published thereafter, the most recent semi-annual report and accounts. Amendments to the Prospectus, the Fund's regulations or to the Articles of Incorporation, or any other information will be held available at the offices of the Representative. Material amendments to the Prospectus, the Fund's regulations or to the Articles of Incorporation will be filed with the Swedish Financial Supervisory Authority.

### Representative

The management of the Fund has appointed Svenska Handelsbanken AB, Blasieholmstorg 12, SE-106 70 Stockholm, Sweden, as the Representative for the Fund in Sweden. The Paying Agency, the place of performance and court of law have been substantiated at the Representative's registered office as regards the Shares distributed in Sweden.

### Dealing Procedures

Investors may give instructions (directly, or through their bank or other financial representative) to the Representative or any of the Distributors listed in the Prospectus, or to the head office of the Management Company. Investors may also apply to redeem Shares and obtain payment through the Representative.

FIL (Luxembourg) S.A. is the Distributor for Sweden and acts as agent for the General Distributor, FIL Distributors. All instructions can be addressed to the Representative or to FIL (Luxembourg) S.A. at the address given below:

2a, Rue Albert Borschette  
BP 2174  
L-1246 Luxembourg  
Telephone: (352) 250404 1  
Fax: (352) 26 38 39 38.

Investors should bear in mind that applications for the acquisition of Shares or instructions to change from one category of Share to another should be delivered in writing to the Representative or Distributor and in the form prescribed by the Representative or Distributor.

Application forms may be obtained in Sweden on request from the Representative or the Distributor. Investors may apply for Shares in any major freely convertible currency. Where the investor deals in a currency which differs from the Principal Dealing Currency of the relevant class, the investment amount will be converted into the Principal Dealing Currency prior to purchase. Similarly, sales proceeds may be received by the investor in other major freely convertible currency as set out in the Prospectus.

Further information concerning the Fund and procedures for application and redemption may be obtained from a Distributor or the Representative in Sweden.

### Publication of Prices

Prices for Shares of the Fund may be obtained from any Distributor or from the Representative in Sweden. Shares are listed on the Luxembourg Stock Exchange. The Net Asset Values of the appropriate funds will generally be published with the mention 'plus charges' in Dagens Industri at least twice a month.

### Taxation

The Directors of the Fund are informed of the following summary of certain Swedish tax consequences related to the holding of Shares for individuals and limited liability companies resident in Sweden for tax purposes. The summary is intended to provide general information only. It does not constitute legal or tax advice and is not exhaustive. The summary does *inter alia* not cover income tax issues in cases where the Shares are held as financial instruments in stock for corporate tax purposes or by a partnership. The tax treatment for investors depends in part on their particular situation. Before investing in Shares of the Fund, each investor should consult a professional tax advisor as to the tax consequences relating to their particular circumstances resulting from holding the Shares.



- a) For individuals, dividends declared in respect of Shares and such capital gains as are made upon the disposal, conversion or redemption of Shares are classified as capital income and are taxed at a rate of 30%. It should be noted that the switch of Shares in one fund into Shares in another fund is treated as a disposal of Shares.
- b) For individuals, capital losses on listed securities that are taxed as share related instruments (Sw: delägarätt) may as a general rule be fully deducted from capital gains on all listed securities that are taxed as share related instruments and from capital gains on unlisted share related instruments. 70% of a loss in excess of such gains may be deducted from other capital income. However, a loss on listed securities (that are taxed as share related instruments) in a UCITS which only holds bonds is fully deductible in the capital income category. If a net loss should arise in the capital income category in a given year, such net loss may reduce the tax on income from employment and business operations as well as property tax. This tax reduction is granted at 30% of the net loss that does not exceed SEK 100,000 and at 21% of the net loss for any remaining part. Net losses not absorbed by these tax reductions cannot be carried forward to future tax years.
- c) For limited liability companies, all income is attributable to the category of business operations and is taxed at a rate of 20.6%. Please see a) above regarding taxable events.
- d) For limited liability companies, capital losses on Shares, which are held as capital investments, may only be deducted from capital gains on securities that are taxed as share related instruments. Capital losses not deducted from such gains may be carried forward to reduce such capital gains in future tax periods without limitations in time.
- e) Individual as well as corporate investors have to include a notional income in their tax returns based on the value of their fund investments. The notional income is 0.4% of the value of the fund shares at the beginning of the calendar year. The notional income will be taxed at the investment income rate of 30% for individuals and 20.6% for corporate investors.
- f) An elective regime for taxation of capital gains and dividend distributions of individuals may be applied. For assets deposited in an investment savings account ("investeringssparkonto") there is no taxation of gains and dividends. Instead, the account holder must declare a notional income based on the average value of the account during the year calculated in a certain way prescribed in the legislation. The notional income is tied to the interest rate on government bonds at the end of November in the year before the year for which the notional income is recognised. For the income year 2021 the notional income is 1.25% of the calculated average value. The notional income is taxed at the investment income rate of 30%.  
For individuals who elect to apply this regime items a) and b) above will not apply. Further, they will not declare the notional income described in e) above.
- g) Specific tax consequences may be applicable to certain categories of companies, e.g. investment companies, insurance companies and pension foundations.
- h) Investors should also read the taxation section in the Prospectus, which describes additional tax consequences for investors. Investors should seek their own professional advice as to the tax consequences before investing in Shares in the Fund. Taxation law and practices, and the levels of taxation, are subject to future alteration.

#### Documents Available for Inspection

The Articles of Incorporation (as amended from time to time) may be inspected at the registered office of the Fund, the offices of the Distributors, the Management Company and of the Representative in Sweden. Copies of the Prospectus, the latest KIIDs and the latest audited annual report and accounts and unaudited semi-annual report and accounts of the Fund may be obtained free of charge upon request from the registered office of the Fund, the offices of the Distributors, the Management Company and of the Representative in Sweden.

### TAIWAN

It should be noted that a Partial Prospectus for investors in Taiwan exists. Such Partial Prospectus includes the country-specific information for Taiwan.

### UNITED KINGDOM

#### Registration and Supervision

The Fund is recognised under the provisions of Section 264 of the Financial Services and Markets Act 2000. Investors should note that transactions in or a holding of Shares in the Fund, will not be covered by the provisions of the Financial Services Compensation Scheme, nor by any similar scheme in Luxembourg.

The Prospectus must be read in conjunction with the KIID. Together these constitute a direct offer financial promotion and a UK investor applying for Shares in response only to these documents will not have any right to cancel or withdraw that application under the provisions dealing with cancellation and withdrawal set out in the Conduct of Business Sourcebook issued by the UK Financial Conduct Authority if such an application is accepted by the UK Distributors (as defined below). No rights of cancellation arise when dealing direct with the Management Company or with any other Distributor. Cancellation Rights are granted in accordance with FCA Rules for applications made through regulated intermediaries.

The Prospectus, the KIIDs and this information shall be made available in the United Kingdom by FIL Pensions Management, authorised and regulated by the Financial Conduct Authority.

#### Representative in the UK

The Management Company, on behalf of the Fund has appointed FIL Pensions Management as the UK Representative of the Fund. FIL Pensions Management is authorised and regulated by the Financial Conduct Authority. Complaints concerning the Fund may be lodged with the UK Representative for forwarding to the Fund.

#### Dealing Procedures

Investors may give instructions to the Representative or any of the Distributors.

For all UK retail clients the Global Distributor has appointed Financial Administration Services Limited to act as Distributor of Shares of the Fund. Financial Administration Services Limited is authorised and regulated in the UK by the Financial Conduct Authority.

For UK investors other than retail investors the Global Distributor has appointed FIL Pensions Management to act as Distributor of Shares of the Fund within the UK.

**FIL Pensions Management**

Beech Gate,  
Millfield Lane,  
Lower Kingswood,  
Tadworth,  
Surrey, KT20 6RP

Telephone: 0800 414181 (Professional Advisors)

Fax: 01732 777262

**Financial Administration Services Limited**

Beech Gate  
Millfield Lane,  
Lower Kingswood,  
Tadworth,  
Surrey, KT20 6RP

(44) 1732 777377

(44) 1732 777262

For the purposes of this section 'United Kingdom', Financial Administration Services Limited and FIL Pensions Management will individually or jointly be referred to as "UK Distributor" or "UK Distributors".

Applications to subscribe for, redeem or switch Shares may be placed with Financial Administration Services Limited by UK retail investors or with FIL Pensions Management by UK investors other than UK retail investors either in writing or (subject to the restriction that the investor's first subscription must be made on an application form) by telephone at the above address. An investor may also place instructions using facsimile, where an appropriate authority (contained on the application form) has been received. Application forms are available on request from the UK Distributors.

A description of how an investor may purchase, switch or sell Shares in the Fund and the relevant settlement procedures is contained in the application form. All dealing in Shares will be on a forward pricing basis. That is, subject to any temporary suspension of dealing in Shares, applications to subscribe for, switch or redeem Shares received by the UK Distributors on a day that they are open for business before 3.00pm UK time (4.00pm Central European Time), or 12 noon (1.00pm Central European Time) for funds with non-standard dealing cut-off time, on a Valuation Date will be effected that day using the prices at the next calculated Net Asset Value (together with the appropriate sales or switch fee).

Investors may place orders for Shares in Pounds Sterling or in another major freely convertible currency as set out in the Prospectus. Where the investor deals in a currency which differs from the Principal Dealing Currency of the relevant class, the investment amount will be converted into the Principal Dealing Currency prior to purchase. Similarly, redemption proceeds may be received by the investor in Pounds Sterling or other major freely convertible currency. A savings plan is available to UK investors with a minimum monthly subscription of GBP 50 payable by direct debit. Further details are available on request.

Foreign exchange transactions in respect of such deals will normally be placed on the same UK Business Day of receipt of the instructions.

Contract notes will be issued, usually within 24 hours of the determination of the relevant prices and foreign exchange rates.

Further information about the Fund and the relevant dealing procedures may be obtained from the UK Distributors.

### Publication of Prices

Details of the most recent prices of Shares in the Fund may be obtained from the UK Distributors. The Net Asset Values of the appropriate funds are published in such manner as decided from time to time by the Directors.

### Taxation

The summary below is intended only as a general guide for potential investors and does not constitute tax advice. Intending investors are strongly advised to seek independent professional advice concerning possible taxation or other considerations that may be relevant to their particular circumstances. Potential investors should note that the following information relates only to United Kingdom taxation and is based on advice received by the Directors regarding current law and practice. It is therefore subject to any subsequent changes.

The Directors of the Fund are informed of the following general taxation consequences for investors resident in the United Kingdom and subject to UK tax:

- a) The Offshore Funds (Tax) Regulations 2009 (as amended) ("the Regulations") provide that if an investor resident in the UK for taxation purposes holds an interest in an offshore fund, and the fund is not certified as a 'reporting fund' for the entire period in which the investor holds that interest, any gain (calculated without the benefit of indexation) accruing to the investor upon sale or other disposal of the interest (including a disposal pursuant to a switch transaction) will be taxed as income and not as a capital gain. Investors (or their advisors) should now use the "Statutory Residence Test" to determine whether the individual is resident in the tax for UK tax purposes.
- b) Section 355 TIOPA (Taxation (International and Other Provisions) Act 2010) defines the term "offshore fund" for the purposes of applying the Regulations. For these purposes, each of the constituent funds and Share classes of the Fund will be regarded as a separate offshore fund. Accordingly, the different funds and/or Share classes of the Fund must each obtain "reporting fund" status in their own right.
- c) HM Revenue & Customs ('HMRC') have granted 'UK reporting fund' status, for the purposes of the Offshore Funds (Tax) Regulations 2009 (as amended), in respect of all funds and Share classes of the Fund which are registered in the United Kingdom beginning with the accounting period commencing 1 May 2010, or, if later, the date on which the fund / Share class was first registered for distribution to UK resident Shareholders. This regime replaced a previous regime under which all funds and Share classes of the Fund registered in the UK obtained "distributing fund" status for periods up to and including the year ending 30 April 2010 (see also e) below). Please note there can be no guarantee that these funds or Share classes will remain so certified, however, once reporting fund status has been obtained from HMRC for each fund / Share class, it remains in place for all subsequent periods provided that the annual reporting requirements set out in the Regulations are satisfied. The Directors undertake to operate the Fund in a manner that will enable the relevant funds / Share classes to comply with the annual requirements under the UK reporting fund regime.
- d) Under the Regulations, all "reporting funds" are required to disclose annually to investors and HMRC the "total reportable income" arising in each certified fund / Share class in order to maintain "reporting fund" status. UK resident Shareholders who hold their interests at the end of the reporting period to which the reported income relates will be subject to income tax or corporation tax on the higher of any cash distribution paid and the full reported amount for the relevant funds or Share classes held. Please note that

the tax point for investors in relation to the excess reportable income over cash distributions is 6 months following the end of the fund's accounting period.

- e) For shareholders that held an interest in one or more funds during the accounting periods up to and including the period ending 30 April 2010, "reporting fund" certification will apply in accordance with the transitional provisions in the Regulations, which cover those funds previously certified as "distributing funds" for UK tax purposes. Specifically, the distributing funds and Share classes of the Fund which are registered in the UK and which have been certified for all accounting periods up to 30 April 2010 as "distributing funds" will be treated as having obtained "reporting fund" status for these periods for the purposes of applying the Regulations. Shareholders who have held interests in funds / Share classes not previously certified as 'distributing funds' for UK tax purposes will be regarded as holding interests in 'non-reporting offshore funds' for the purposes of the Regulations and, as such, will be subject to income tax or corporation tax on any 'offshore income gain' subsequently arising on disposal of those interests.
- f) Subject to paragraph (a) above, capital gains arising on a disposal of Shares by individuals will be liable to capital gains tax if together with other net gains, they exceed the annual exemption, which is GBP 12,300 for the fiscal year ended 5 April 2022. The applicable rate of capital gains tax for non-corporate investors is currently a flat rate of 10% for basic rate taxpayers and 20% for higher / additional rate income tax payers. In the case of companies generally, gains arising on a disposal of Shares, will be liable to corporation tax. The mainstream rate of corporation tax is currently 19%. Tax rates may be different for subsequent financial years and the UK Government has announced the corporation tax rate is to increase to 25% (for taxable profits exceeding £250,000) from 1 April 2023.
- g) Dividends received by Shareholders liable to UK income tax or reinvested on their behalf in further Shares, or reported income in excess of the dividends received by Shareholders, received from corporate offshore funds which are largely invested in equities will be charged to income tax as dividends from a non-UK resident company. These income receipts should be declared on the investor's tax return and will be taxable at the applicable rate of income tax. The rate will be 7.5% for basic rate tax payers, 32.5% for higher rate tax payers and 38.1% for additional rate tax payers. From 5 April 2018, an annual allowance of £2,000 of tax-free dividend income is available to UK tax-resident individual Shareholders. There is no longer a 10% tax credit in respect of dividend income.
- h) It should be noted that, where 60% or more of the fund assets are invested in interest-bearing products, individuals receiving distributions and/or reported income will be treated for UK tax purposes as having received interest income and not a dividend. This will mean that the applicable tax rates will be those for interest income, currently 0% starting rate (applies to savings income only up to a maximum income of £5,000 where other taxable income is less than GBP 12,570, reduced by GBP 1 for each GBP 1 of other taxable income in excess of GBP 12,570 for the fiscal year ending 5 April 2020); 20% basic rate; 40% higher rate; and 45% additional rate for taxable income over GBP 150,000) and that no tax credit will apply. An annual tax-free personal savings allowance of £1,000 for basic rate or £500 for higher rate taxpayers is also available. It will be noted in the report to investors where a specific fund is to be regarded as a 'bond fund' for UK tax purposes such that the above treatment will apply.
- i) Income equalisation arrangements operate in respect of all Share classes in all fund ranges. As a result, except where noted, it is expected that for distributions or reportable income received from 1 May 2010 Shareholders resident in the United Kingdom for taxation purposes should not be liable to tax on the first distribution or reported income allocated to them after the issue of Shares, to the extent that there is any equalisation amount reported to them which represents income accrued at the date of subscription; such equalisation amount will instead be deducted from the base cost of their Shares.
- j) Individual Shareholders resident in the UK should note the provisions of Chapter 2 of Part 13 of the Income Tax Act 2007. These provisions are directed to the prevention of avoidance of income tax through transactions resulting in the transfer of assets or income to persons (including companies) resident or domiciled outside the UK and may render them liable to taxation in respect of any undistributed income and profits of the Fund on an annual basis. In view of the income distribution and reporting policy of the Fund, it is not anticipated that these provisions will have any material effect on UK resident individual Shareholders. This legislation is not directed towards the taxation of capital gains.
- k) The attention of investors resident in the UK (and who, if individuals, are also domiciled in the UK for those purposes) is also drawn to the provisions of Section 3 (formerly Section 13) of Taxation of Chargeable Gains Act 1992 ('Section 3'). Under these provisions, where a chargeable gain accrues to a company that is not resident in the UK, but which would be a close company if it were resident in the UK, a person may be treated as though a proportional part of that chargeable gain, calculated by reference to their interest in the company, has accrued to them. No liability under Section 13 can be incurred by such a person, however, where such proportion does not exceed one-quarter of the gain.
- l) Dividends received by Shareholders subject to UK corporation tax or reinvested on their behalf in further Shares, will be treated as income receipts. For Shareholders subject to UK corporation tax, most forms of overseas dividends will be exempt from the charge to UK corporation tax provided they fall within one of the exempt classes of distributions listed in Part 9A of the Corporation Tax Act 2009. The attention of corporate Shareholders is drawn to Chapter 3 of Part 6 of the Corporation Tax Act 2009, whereby relevant interests of companies in offshore funds may be deemed to constitute a loan relationship with the consequence that all profits and losses on such relevant interests are chargeable to corporation tax in accordance with a fair value basis of accounting. The relevant provisions apply where the market value of interest bearing-securities and other qualifying investments of a fund comprises more than 60% of the value of all the investments of that fund at any time during an accounting period.
- m) Corporate Shareholders resident in the UK should note that Part 9A of TIOPA 2010 introduced an extensive reform of the UK controlled foreign companies ("CFC") rules, which may affect UK Corporate Shareholders in the Fund if certain conditions are met. These provisions may subject UK resident companies to corporation tax on profits of non-resident companies, controlled by persons resident in the UK, in which they have a 'relevant interest'. If a company falls within the definition of a CFC, the attribution of chargeable profits to UK corporate investors will be determined to the extent that chargeable profits cannot be reduced through any of the available exemptions. The risk of falling within the scope of the UK CFC regime will depend largely on the composition of Shareholders in the Fund and any UK Corporate Shareholders concerned about the application of these provisions to their interest in the Fund should seek independent advice.
- n) Investors who are insurance companies within the charge to United Kingdom corporation taxation holding their Shares in the Fund for the purposes of their long-term business (other than pension business) will be deemed to dispose of and immediately reacquire those Shares at the end of each accounting period.
- o) Investors should also read the taxation section in Part III of the Prospectus which describes additional tax consequences for investors. Shareholders should seek their own professional advice as to the tax consequences before investing in Shares in the Fund. Taxation law and practice, and the levels of taxation, are subject to future alteration.

**Documents Available for Inspection**

The Articles of Incorporation of the Fund (as amended from time to time), together with other documents listed in Part I, 1. "Fund Information" in the Prospectus may be inspected free of charge on weekdays (excluding public holidays) during normal business hours at the registered office of the Fund, and at the offices of the UK Distributors. Further copies of the Prospectus, the latest KIIDs and the latest audited annual report and accounts and unaudited semi-annual report and accounts of the Fund may be obtained free of charge upon request from the registered office of the Fund and the offices of the UK Distributors and of the Management Company.

**Commissions/Charges**

The price of Shares in the Fund will consist of the Net Asset Value of the Shares for the relevant fund plus an initial charge per share class as described in 2.1. "Classes of Shares" in Part II of the Prospectus. On a switch, a fee will be charged of up to 1.00% of the Net Asset Value of the Shares to be issued. Please refer to 2.2.3. "How to Switch" in Part II of the Prospectus for full details.

However, instead of the above initial charge Financial Administration Services Limited may apply a service fee. Further details will be given in the application form.

Part or all of the initial charge may be used by the UK Distributors to remunerate intermediaries through which Shares are purchased at a rate not exceeding the rate of the initial charge. When an investment is switched from one fund to another, commission at a rate not exceeding the switch fee may be paid to the regulated intermediary concerned. An ongoing commission may also be payable to intermediaries based on the value of your holding. Your intermediary will give you full details on request.

Further information about the Fund and the relevant dealing procedures may be obtained from the UK Distributors.

## SELLING RESTRICTIONS IN PARTICULAR JURISDICTIONS

### Australia

This Prospectus does not constitute a prospectus, product disclosure statement or other disclosure document within the meaning of the Corporations Act 2001 (Cth) ("Corporations Act") and does not constitute a recommendation to acquire, an invitation to apply for, an offer to apply for or buy, an offer to arrange the issue or sale of, or an offer for issue or sale of, any securities in Australia. The Fund is not registered with the Australian Securities & Investments Commission ("ASIC") and it has not authorised nor taken any action to prepare or lodge with ASIC an Australian law compliant prospectus or product disclosure statement. Accordingly, this Prospectus may not be issued or distributed in Australia and the Shares may not be offered, issued, sold or distributed in Australia by the Management Company, or any other person, under this Prospectus other than by way of or pursuant to an offer or invitation that does not need disclosure to investors under Part 6D.2 or Part 7.9 of the Corporations Act or otherwise.

This Prospectus does not constitute or involve a recommendation to acquire, an offer or invitation for issue or sale, an offer or invitation to arrange the issue or sale, or an issue or sale, of Shares to a 'retail client' (as defined in section 761G of the Corporations Act and applicable regulations) in Australia. The information provided in this Prospectus is general information only and does not take account of your personal financial situation or needs. You should obtain financial advice tailored to your personal circumstances.

### Brunei

This Prospectus is intended for distribution only to specific classes of investors who are either an accredited investor, an expert investor or an institutional investor as defined in the Securities Markets Order, 2013 and the regulations thereunder (the "Order") at their request and must not, therefore, be delivered to, or relied on by, a retail client. This Prospectus does not and is not intended to be a commitment, advice or recommendation to purchase or subscribe for the Shares and is for information purposes of the recipient only. This Prospectus, and any other notice or material issued in connection therewith shall not be distributed or published, directly or indirectly, to the public or any member of the public in Brunei. This Prospectus and the Shares have not been delivered to, registered with, licensed or approved, by the authority designated under the Order or any other government agency, or under any other law, in Brunei.

### India

The Shares are not being offered to the Indian public for sale or subscription. The Shares are not registered and/or approved by the Securities and Exchange Board of India, the Reserve Bank of India or any other governmental/regulatory authority in India and no such authority has confirmed the accuracy or determined the adequacy of this Prospectus. This Prospectus is not and should not be deemed to be a 'prospectus' as defined under the provisions of the Companies Act, 2013 and the same shall not be filed with any governmental/regulatory authority in India.

Pursuant to the Foreign Exchange Management Act, 1999 and the regulations issued thereunder, any investor resident in India may be required to obtain prior special permission of the Reserve Bank of India before making investments outside of India, including any investment in the Fund. The Fund and the Management Company have neither obtained any approval from the Securities and Exchange Board of India, the Reserve Bank of India or any other governmental/regulatory authority in India in respect of their respective roles or functions in relation to the Fund nor do they intend to do so and hence any eligible investor who is resident of India will be entirely responsible for determining its eligibility to invest in the Shares and must seek legal advice as to whether they are entitled to subscribe or purchase such Shares and also comply with all relevant Indian laws in this respect.

### Indonesia

This Prospectus does not constitute a public offer to sell nor a solicitation to buy securities in Indonesia.

### Malaysia

No action has been, or will be, taken to comply with Malaysian laws for making available, offering for subscription or purchase, or issuing any invitation to subscribe for or purchase or sale of the Shares in Malaysia or to persons in Malaysia as the Shares are not intended by the issuer to be made available, or made the subject of any offer or invitation to subscribe or purchase, in Malaysia. Neither this Prospectus nor any document or other material in connection with the Shares should be distributed, caused to be distributed or circulated in Malaysia. No person should make available or make any invitation or offer or invitation to sell or purchase the Shares in Malaysia unless such person takes the necessary action to comply with Malaysian laws.

### New Zealand

The offer in this Prospectus is not a "regulated offer" and this Prospectus is not and does not cover the same information as a product disclosure statement or offer register entry under the Financial Markets Conduct Act 2013 (the "FMCA").

The offer of Shares in this Prospectus is not intended to be an offer to the public. It can only be made to, and capable of acceptance by, a wholesale investor as defined in cl 3(2) of Schedule 1 of the FMCA or a person who is otherwise not required to receive prescribed disclosure under Part 3 of the FMCA without the need for the Fund to take any further step. Any further sale or transaction involving the units of the Fund may only be made in compliance with the FMCA.

This Prospectus is also not intended to constitute financial advice under the Financial Advisers Act 2008 (or from 29 June 2020, subpart 5A of Part 6 of the FMCA).

### Philippines

The Shares being offered or sold herein have not been registered with the Securities and Exchange Commission under the Securities Regulation Code of the Philippines (the "Code"). Any future offer or sale of the Shares is subject to registration requirements under the Code unless such offer or sale qualifies as an exempt transaction. The Shares are being sold to the investor on the understanding that it is a "qualified buyer" as defined under 10.1(1) of the Code, and consequently this transaction is exempt from registration requirements. By a purchase of a Share, the investor will be deemed to acknowledge that the issue of, offer for subscription or purchase of, or invitation to subscribe for or purchase, such Share was made outside the Philippines.

### People's Republic of China

This Prospectus does not constitute an offer or solicitation of the Fund, whether by sale or subscription, in the People's Republic of China (excluding Hong Kong, Macau and Taiwan, the "PRC"), and is not intended to be distributed in the PRC. None of this Prospectus or any other materials relating to the same has been approved by, or registered with, the China Securities Regulatory Commission or other competent authorities or self-regulatory organisations in China. The Fund is not being offered or sold directly or indirectly in the PRC to or for the benefit of, legal or natural persons within the PRC. Further, no legal or natural persons of the PRC may directly or indirectly purchase any of the Fund or any beneficial interest therein without obtaining all prior PRC's

governmental approvals that are required, whether statutorily or otherwise. Persons who come into possession of this Prospectus are required by the issuer and its representatives to observe these restrictions.

**Thailand**

This Prospectus has not been registered as a prospectus with and approved by the Securities and Exchange Commission of Thailand which takes no responsibility for its contents. Accordingly, this Prospectus and any other documents or materials in connection with the offer or sale, or invitation for subscription or purchase, of the Shares, may only be circulated or distributed by an entity as permitted by applicable laws and regulations. The Fund or the Management Company do not have any intention to solicit the public in Thailand for any subscription or purchase of the Shares, and any such solicitation will be made by an entity permitted by applicable laws and regulations.

**United Arab Emirates**

This Prospectus, and the information contained herein, does not constitute, and are not intended to constitute, a public offer of securities in the United Arab Emirates and accordingly should not be construed as such. The Shares are only being offered to a limited number of investors in the UAE who: (a) are willing and able to conduct an independent investigation of the risks involved in an investment in Shares, and (b) upon their specific request. The Shares have not been approved by or licensed or registered with the UAE Central Bank, the Securities and Commodities Authority (the "SCA") or any other relevant licensing authorities or governmental agencies in the UAE. Therefore, the Shares cannot be marketed in the UAE unless the provisions of the SCA Board of Directors' Chairman Decision No. 9/R.M. of 2016 concerning the regulations of mutual funds and the SCA Board of Directors Chairman decision no. 3/RM of 2017 in relation to Promotion and Introduction do not apply. This Prospectus is for the use of the named addressee only and should not be given or shown to any other person (other than employees, agents or consultants in connection with the addressee's consideration thereof). No transaction will be concluded in the UAE.

## APPENDIX II

### LIST OF SHARE CLASSES

The list of Share classes and the related information below is valid as at 29 October 2021. Such list may be updated from time to time. A complete list of all available Share classes may be obtained, free of charge and upon request, from the registered office of the Fund in Luxembourg. Certain classes of Shares may be subject to corporate actions and the name of certain classes of Shares may also change as a result of the change of name of the relevant fund. For further information please refer to the Part I of the Prospectus for fund related information.

Investors should verify whether Shares they are interested in buying are registered for public distribution in their jurisdiction.

Further information in respect of the Variable Share Classes (I-VMF, Y-VMF) is included at Part IV of the Prospectus, entitled "Administration Details, Charges and Expenses", see also the section entitled "Share Classes subject to a Variable Management Fee" in Part II. It is important to note that the VMF Share classes consist in Base Fee and Variable Element. The Annual Management Fee reflected in the table below consists in the Base Fee. Historical VMF rates applied to each Share class will be available upon request at the registered office of the Fund.

Investors should also note that the Annual Management Fee rate set-out below for the Classes REST-I Shares, R Shares, Classes RA Shares, Classes RY Shares and Classes SE Shares is a maximum.

Share Class Name	ISIN Number	Annual Management Fee rate (%)	Annual Distribution Fee rate (%)	Hedging Methodology*	Launch Date
FF - Absolute Return Asian Equity Fund A-PF-ACC-USD	LU1968584588	1.50			05/12/2019
FF - Absolute Return Asian Equity Fund I-PF-ACC-USD	LU1968585718	0.80			05/12/2019
FF - Absolute Return Asian Equity Fund Y-PF-ACC-USD	LU1968586104	0.80			05/12/2019
FF - Absolute Return Global Equity Fund A-PF-ACC- SGD (SGD/USD hedged)	LU2210151853	1.50		3	24/09/2020
FF - Absolute Return Global Equity Fund A-PF-ACC-EUR (EUR/USD hedged)	LU2210151341	1.50		3	24/09/2020
FF - Absolute Return Global Equity Fund A-PF-ACC-USD	LU2210151697	1.50			24/09/2020
FF - Absolute Return Global Equity Fund I-ACC-GBP (GBP/USD hedged)	LU2272223442	1.05		3	16/12/2020
FF - Absolute Return Global Equity Fund I-PF-ACC-USD	LU2210152232	0.80			24/09/2020
FF - Absolute Return Global Equity Fund W-PF-ACC GBP (GBP/USD hedged)	LU2210152588	0.80		3	24/09/2020
FF - Absolute Return Global Equity Fund Y-PF-ACC-EUR (EUR/USD hedged)	LU2210152745	0.80		3	24/09/2020
FF - Absolute Return Global Equity Fund Y-PF-ACC-USD	LU2210152661	0.80			24/09/2020
FF - Absolute Return Global Fixed Income Fund A-ACC-EUR (EUR/USD hedged)	LU2207571022	1.05		3	24/09/2020
FF - Absolute Return Global Fixed Income Fund A-ACC-SGD	LU2207569554	1.05			24/09/2020
FF - Absolute Return Global Fixed Income Fund A-ACC-SGD (SGD/USD hedged)	LU2207571535	1.05		3	24/09/2020
FF - Absolute Return Global Fixed Income Fund A-ACC-USD	LU2207571451	1.05			24/09/2020
FF - Absolute Return Global Fixed Income Fund A-MDIST-USD	LU2207569638	1.05			24/09/2020
FF - Absolute Return Global Fixed Income Fund E-ACC-EUR (EUR/USD hedged)	LU2207570305	1.05	0.50	3	24/09/2020
FF - Absolute Return Global Fixed Income Fund I-ACC-EUR	LU2207569802	0.70			24/09/2020
FF - Absolute Return Global Fixed Income Fund I-ACC-USD	LU2207569984	0.70			24/09/2020
FF - Absolute Return Global Fixed Income Fund W-ACC-GBP (GBP/USD hedged)	LU2207570057	0.70		3	24/09/2020
FF - Absolute Return Global Fixed Income Fund Y-ACC-EUR (EUR/USD hedged)	LU2207569711	0.70		3	24/09/2020
FF - Absolute Return Global Fixed Income Fund Y-ACC-SGD	LU2207570131	0.70			24/09/2020
FF - Absolute Return Global Fixed Income Fund Y-ACC-USD	LU2207647020	0.70			24/09/2020
FF - Absolute Return Multi Strategy Fund A-ACC-EUR (EUR/USD hedged)	LU1989786550	1.40		3	12/11/2019
FF - Absolute Return Multi Strategy Fund A-ACC-USD	LU1989786121	1.40			12/11/2019
FF - Absolute Return Multi Strategy Fund I-ACC-EUR (EUR/USD hedged)	LU1989786717	0.75		3	12/11/2019
FF - Absolute Return Multi Strategy Fund I-ACC-GBP (GBP/USD hedged)	LU1989786980	0.75		3	12/11/2019
FF - Absolute Return Multi Strategy Fund I-ACC-USD	LU1989786477	0.75			12/11/2019
FF - Absolute Return Multi Strategy Fund W-ACC-GBP (GBP/USD hedged)	LU1989786808	0.75		3	12/11/2019

\*1. Look-through to underlying portfolio; 2. Look-through to fund reference index; 3. Translation hedging; 4. Custom hedging.  
Prospectus: Fidelity Funds

Share Class Name	ISIN Number	Annual Management Fee rate (%)	Annual Distribution Fee rate (%)	Hedging Methodology*	Launch Date
FF - Absolute Return Multi Strategy Fund Y-ACC-EUR (EUR/USD hedged)	LU1989786634	0.75		3	12/11/2019
FF - Absolute Return Multi Strategy Fund Y-ACC-USD	LU1989786394	0.75			12/11/2019
FF - America Fund A-ACC-AUD (hedged)	LU0963029086	1.50		1	30/08/2013
FF - America Fund A-ACC-CZK (hedged)	LU0979392767	1.50		1	05/11/2013
FF - America Fund A-ACC-EUR	LU0251127410	1.50			03/07/2006
FF - America Fund A-ACC-EUR (hedged)	LU0945775517	1.50		1	12/07/2013
FF - America Fund A-ACC-HUF (hedged)	LU0979392684	1.50		1	05/11/2013
FF - America Fund A-ACC-PLN (hedged)	LU0959717173	1.50		1	30/09/2013
FF - America Fund A-ACC-SEK	LU1190411634	1.50			24/02/2015
FF - America Fund A-ACC-USD	LU0251131958	1.50			03/07/2006
FF - America Fund A-EUR	LU0069450822	1.50			16/02/2004
FF - America Fund A-GBP	LU0251120670	1.50			26/06/2006
FF - America Fund A-SGD	LU0251142724	1.50			15/05/2006
FF - America Fund A-SGD (hedged)	LU0742534661	1.50		1	12/03/2012
FF - America Fund A-USD	LU0048573561	1.50			01/10/1990
FF - America Fund D-ACC-EUR	LU1387833160	1.50	0.50		15/04/2016
FF - America Fund E-ACC-EUR	LU0115759606	1.50	0.75		01/09/2000
FF - America Fund I-ACC-EUR	LU1642889353	0.80			11/07/2017
FF - America Fund I-ACC-EUR (hedged)	LU1355508760	0.80		1	08/02/2016
FF - America Fund I-ACC-USD	LU1243244081	0.80			24/06/2015
FF - America Fund SR-ACC-SGD	LU1235257950	1.30			12/06/2015
FF - America Fund SR-ACC-SGD (hedged)	LU1235260079	1.30		1	12/06/2015
FF - America Fund SR-ACC-USD	LU1235258255	1.30			12/06/2015
FF - America Fund W-ACC-GBP	LU1033662245	0.80			11/03/2014
FF - America Fund W-ACC-GBP (hedged)	LU1550162488	0.80		1	23/01/2017
FF - America Fund Y-ACC-EUR	LU0755218046	0.80			13/03/2012
FF - America Fund Y-ACC-EUR (hedged)	LU0963540371	0.80		1	16/09/2013
FF - America Fund Y-ACC-USD	LU0318939179	0.80			22/10/2007
FF - America Fund Y-EUR	LU0951202539	0.80			12/09/2013
FF - America Fund Y-EUR (hedged)	LU1064925149	0.80		1	23/05/2014
FF - America Fund Y-USD	LU1064925735	0.80			23/05/2014
FF - American Growth Fund A-ACC-EUR	LU0275692696	1.50			04/12/2006
FF - American Growth Fund A-ACC-EUR (hedged)	LU0346393456	1.50		1	10/03/2008
FF - American Growth Fund A-ACC-USD	LU0275693405	1.50			04/12/2006
FF - American Growth Fund A-USD	LU0077335932	1.50			30/06/1997
FF - American Growth Fund E-ACC-EUR	LU0115760109	1.50	0.75		01/09/2000
FF - American Growth Fund I-ACC-Euro	LU1955085425	0.80			27/02/2019
FF - American Growth Fund W-ACC-GBP	LU1235295885	0.80			24/06/2015
FF - American Growth Fund W-ACC-GBP (hedged)	LU1955085771	0.80		1	27/02/2019
FF - American Growth Fund Y-ACC-EUR	LU1338166587	0.80			25/01/2016
FF - American Growth Fund Y-ACC-USD	LU0318939252	0.80			22/10/2007
FF - American Growth Fund Y-USD	LU0949332265	0.80			09/10/2013
FF - ASEAN Fund A-ACC-HKD	LU0737861269	1.50			09/02/2012
FF - ASEAN Fund A-ACC-USD	LU0261945553	1.50			25/09/2006
FF - ASEAN Fund A-SGD	LU0251143029	1.50			15/05/2006
FF - ASEAN Fund A-USD	LU0048573645	1.50			01/10/1990
FF - ASEAN Fund E-ACC-EUR	LU0840140791	1.50	0.75		07/11/2012
FF - ASEAN Fund I-ACC-USD	LU1560649987	0.80			20/02/2017
FF - ASEAN Fund Y-ACC-SGD	LU2219351959	0.80			18/08/2021
FF - ASEAN Fund Y-ACC-USD	LU0346390510	0.80			25/03/2008
FF - ASEAN Fund Y-SGD	LU2219352098	0.80			18/08/2021
FF - ASEAN Fund Y-USD	LU0936575439	0.80			25/09/2013
FF - Asia Pacific Dividend Fund A-HMDIST(G)-AUD (hedged)	LU1046420714	1.50		1	09/04/2014
FF - Asia Pacific Dividend Fund A-MINC(G)-HKD	LU1119993845	1.50			16/10/2014

\*1. Look-through to underlying portfolio; 2. Look-through to fund reference index; 3. Translation hedging; 4. Custom hedging.  
Prospectus: Fidelity Funds



Share Class Name	ISIN Number	Annual Management Fee rate (%)	Annual Distribution Fee rate (%)	Hedging Methodology*	Launch Date
FF - Asia Pacific Dividend Fund A-MINC(G)-USD	LU0877626530	1.50			24/01/2013
FF - Asia Pacific Dividend Fund A-USD	LU0205439572	1.50			16/12/2004
FF - Asia Pacific Dividend Fund Y-ACC-USD	LU1273509064	0.80			20/08/2015
FF - Asia Pacific Dividend Fund Y-USD	LU1295424540	0.80			05/10/2015
FF - Asia Pacific Multi Asset Growth & Income Fund A-ACC-EUR (EUR/USD hedged)	LU1846738604	1.25		3	11/07/2018
FF - Asia Pacific Multi Asset Growth & Income Fund A-ACC-HUF	LU1984161429	1.25			24/04/2019
FF - Asia Pacific Multi Asset Growth & Income Fund A-ACC-USD	LU1366333414	1.25			31/05/2016
FF - Asia Pacific Multi Asset Growth & Income Fund A-HMDIST(G)-AUD (AUD/USD hedged)	LU1560650480	1.25		3	23/02/2017
FF - Asia Pacific Multi Asset Growth & Income Fund A-MCDIST(G)-SGD (SGD/USD hedged)	LU1883994102	1.25		3	12/12/2018
FF - Asia Pacific Multi Asset Growth & Income Fund A-MCDIST(G)-USD	LU1509826936	1.25			22/11/2016
FF - Asia Pacific Multi Asset Growth & Income Fund A-MINC(G)-SGD	LU1439102457	1.25			23/02/2017
FF - Asia Pacific Multi Asset Growth & Income Fund A-MINC(G)-USD	LU1439102374	1.25			23/02/2017
FF - Asia Pacific Multi Asset Growth & Income Fund A-MINCOME(G)-SGD (SGD/USD hedged)	LU2057168234	1.25		3	23/10/2019
FF - Asia Pacific Multi Asset Growth & Income Fund A-QINC(G)-EUR (EUR/USD hedged)	LU1846738869	1.25		3	11/07/2018
FF - Asia Pacific Multi Asset Growth & Income Fund E-ACC-EUR (EUR/USD hedged)	LU1846738786	1.25	0.60	3	11/07/2018
FF - Asia Pacific Multi Asset Growth & Income Fund E-QINC(G)-EUR (EUR/USD hedged)	LU1846738943	1.25	0.60	3	11/07/2018
FF - Asia Pacific Multi Asset Growth & Income Fund Y-ACC-EUR	LU1978675319	0.70			10/04/2019
FF - Asia Pacific Opportunities Fund A-ACC-EUR	LU0345361124	1.50			18/02/2008
FF - Asia Pacific Opportunities Fund A-ACC-HUF	LU2268341844	1.50			09/12/2020
FF - Asia Pacific Opportunities Fund A-ACC-SGD (hedged)	LU2177674079	1.50		1	24/06/2020
FF - Asia Pacific Opportunities Fund A-ACC-USD	LU2008162690	1.50			12/06/2019
FF - Asia Pacific Opportunities Fund A-EUR	LU2169679920	1.50			13/05/2020
FF - Asia Pacific Opportunities Fund E-ACC-EUR	LU0345362106	1.50	0.75		18/02/2008
FF - Asia Pacific Opportunities Fund I-ACC-EUR	LU1689651096	0.80			27/09/2017
FF - Asia Pacific Opportunities Fund I-ACC-GBP	LU2178498452	0.80			27/05/2020
FF - Asia Pacific Opportunities Fund I-ACC-USD	LU2045877524	0.80			28/08/2019
FF - Asia Pacific Opportunities Fund I-EUR	LU2376060948	0.80			18/08/2021
FF - Asia Pacific Opportunities Fund Y-ACC-EUR	LU0345362361	0.80			18/02/2008
FF - Asia Pacific Opportunities Fund Y-ACC-USD	LU1116431138	0.80			08/10/2014
FF - Asia Pacific Opportunities Fund Y-EUR	LU1968466208	0.80			27/03/2019
FF - Asia Pacific Strategic Income Fund A-ACC-USD	LU1313547892	1.00			30/11/2015
FF - Asia Pacific Strategic Income Fund A-HMDIST(G)-AUD (hedged)	LU1345484106	1.00		1	29/01/2016
FF - Asia Pacific Strategic Income Fund A-MCDIST(G)-USD	LU1509826852	1.00			22/11/2016
FF - Asia Pacific Strategic Income Fund A-MINC(G)-HKD (hedged)	LU1345483983	1.00		1	29/01/2016
FF - Asia Pacific Strategic Income Fund A-MINC(G)-SGD	LU1345483041	1.00			29/01/2016
FF - Asia Pacific Strategic Income Fund A-MINC(G)-SGD (SGD/USD hedged)	LU1817858373	1.00		3	25/07/2018
FF - Asia Pacific Strategic Income Fund A-MINC(G)-USD	LU1345482746	1.00			29/01/2016
FF - Asia Pacific Strategic Income Fund A-MINC(G)-USD (hedged)	LU1345483470	1.00		1	29/01/2016
FF - Asia Pacific Strategic Income Fund I-ACC-EUR (EUR/USD hedged)	LU2367616906	0.65		3	28/07/2021
FF - Asia Pacific Strategic Income Fund Y-USD	LU1345484361	0.65			29/01/2016
FF - Asian Bond Fund A-ACC-PLN (hedged)	LU2268342495	0.75		2	09/12/2020
FF - Asian Bond Fund A-ACC-USD	LU0605512275	0.75			18/04/2011
FF - Asian Bond Fund A-EUR (hedged)	LU0605512192	0.75		2	24/06/2015
FF - Asian Bond Fund A-HMDIST(G)-AUD (hedged)	LU1371569549	0.75		2	03/03/2016
FF - Asian Bond Fund A-HMDIST(G)-RMB (hedged)	LU2262856953	0.75		2	16/12/2020
FF - Asian Bond Fund A-MCDIST(G)-HKD	LU2317111552	0.75			23/06/2021
FF - Asian Bond Fund A-MCDIST(G)-USD	LU2156567054	0.75			22/04/2020

\*1. Look-through to underlying portfolio; 2. Look-through to fund reference index; 3. Translation hedging; 4. Custom hedging.  
Prospectus: Fidelity Funds

Share Class Name	ISIN Number	Annual Management Fee rate (%)	Annual Distribution Fee rate (%)	Hedging Methodology*	Launch Date
FF - Asian Bond Fund A-MDIST-USD	LU0605512432	0.75			18/04/2011
FF - Asian Bond Fund A-MINC(G)-HKD	LU1371569465	0.75			03/03/2016
FF - Asian Bond Fund A-MINC(G)-SGD (hedged)	LU1420312487	0.75		2	13/06/2016
FF - Asian Bond Fund A-MINC(G)-USD	LU1371569200	0.75			03/03/2016
FF - Asian Bond Fund D-ACC-EUR	LU2281273297	0.75	0.30		13/01/2021
FF - Asian Bond Fund I-ACC-EUR (hedged)	LU2171252609	0.40		2	13/05/2020
FF - Asian Bond Fund I-ACC-USD	LU1322385458	0.40			30/11/2015
FF - Asian Bond Fund I-QDIST-SGD (hedged)	LU1817858290	0.40		2	23/05/2018
FF - Asian Bond Fund Y-ACC-CHF (hedged)	LU2242162381	0.40		2	14/10/2020
FF - Asian Bond Fund Y-ACC-USD	LU0605512606	0.40			18/04/2011
FF - Asian Bond Fund Y-EUR (hedged)	LU1881786690	0.40		2	26/09/2018
FF - Asian Bond Fund Y-MINCOME(G)-USD	LU2296468189	0.40			10/02/2021
FF - Asian Bond Fund Y-QDIST-USD	LU1284738405	0.40			15/09/2015
FF - Asian Equity Fund S-ACC-SGD	LU0605512861	0.80			07/06/2011
FF - Asian High Yield Fund A-ACC-EUR	LU0286668966	1.00			02/04/2007
FF - Asian High Yield Fund A-ACC-SEK (hedged)	LU0566130646	1.00		2	06/12/2010
FF - Asian High Yield Fund A-ACC-USD	LU0286668453	1.00			02/04/2007
FF - Asian High Yield Fund A-EUR (hedged)	LU0575482749	1.00		2	10/01/2011
FF - Asian High Yield Fund A-HMDIST(G)-AUD (hedged)	LU1046420631	1.00		2	09/04/2014
FF - Asian High Yield Fund A-MDIST-HKD	LU0532244745	1.00			18/08/2010
FF - Asian High Yield Fund A-MDIST-JPY (hedged)	LU0765273429	1.00		2	10/04/2012
FF - Asian High Yield Fund A-MDIST-SGD (hedged)	LU0286669774	1.00		2	28/01/2010
FF - Asian High Yield Fund A-MDIST-USD	LU0286669428	1.00			02/04/2007
FF - Asian High Yield Fund A-MINC(G)-SGD (hedged)	LU1235294219	1.00		2	03/06/2015
FF - Asian High Yield Fund A-MINC(G)-USD	LU0937949237	1.00			18/06/2013
FF - Asian High Yield Fund A-MINC-USD	LU0605512788	1.00			13/04/2011
FF - Asian High Yield Fund A-RMB (hedged)	LU0831375760	1.00		2	16/10/2012
FF - Asian High Yield Fund E-MDIST-EUR (hedged)	LU0922333165	1.00	0.50	2	07/05/2013
FF - Asian High Yield Fund I-ACC-USD	LU1322385706	0.65			30/11/2015
FF - Asian High Yield Fund I-MDIST-USD	LU1235294300	0.65			03/06/2015
FF - Asian High Yield Fund Y-ACC-EUR	LU1261430794	0.65			07/08/2015
FF - Asian High Yield Fund Y-ACC-SGD (hedged)	LU1046422256	0.65		2	09/04/2014
FF - Asian High Yield Fund Y-ACC-USD	LU0370790650	0.65			21/07/2008
FF - Asian High Yield Fund Y-EUR (hedged)	LU0575482582	0.65		2	10/01/2011
FF - Asian High Yield Fund Y-MDIST-HKD	LU1273507365	0.65			20/08/2015
FF - Asian High Yield Fund Y-MDIST-SGD (hedged)	LU1273507449	0.65		2	20/08/2015
FF - Asian High Yield Fund Y-MDIST-USD	LU1273507282	0.65			20/08/2015
FF - Asian High Yield Fund Y-MINC-USD	LU1284734750	0.65			15/09/2015
FF - Asian Smaller Companies Fund A-ACC-EUR	LU0702159772	1.50			07/12/2011
FF - Asian Smaller Companies Fund A-ACC-SGD	LU1166156734	1.50			26/01/2015
FF - Asian Smaller Companies Fund A-ACC-USD	LU0702159699	1.50			07/12/2011
FF - Asian Smaller Companies Fund A-EUR	LU0702159426	1.50			07/12/2011
FF - Asian Smaller Companies Fund A-USD	LU0702159343	1.50			07/12/2011
FF - Asian Smaller Companies Fund E-ACC-EUR	LU1116432292	1.50	0.75		08/10/2014
FF - Asian Smaller Companies Fund I-ACC-EUR	LU1961889240	0.80			13/03/2019
FF - Asian Smaller Companies Fund I-ACC-USD	LU2152795881	0.80			08/04/2020
FF - Asian Smaller Companies Fund I-USD	LU1791708768	0.80			14/03/2018
FF - Asian Smaller Companies Fund Y-ACC-EUR	LU1261430877	0.80			07/08/2015
FF - Asian Smaller Companies Fund Y-ACC-GBP	LU0702160192	0.80			07/12/2011
FF - Asian Smaller Companies Fund Y-ACC-USD	LU0702159939	0.80			07/12/2011
FF - Asian Smaller Companies Fund Y-EUR	LU1273507522	0.80			20/08/2015
FF - Asian Smaller Companies Fund Y-USD	LU1273507795	0.80			20/08/2015
FF - Asian Special Situations Fund A-ACC-EUR	LU0413542167	1.50			23/02/2009
FF - Asian Special Situations Fund A-ACC-EUR (hedged)	LU0337569841	1.50		1	27/02/2013
FF - Asian Special Situations Fund A-ACC-SEK	LU1723455900	1.50			22/11/2017

\*1. Look-through to underlying portfolio; 2. Look-through to fund reference index; 3. Translation hedging; 4. Custom hedging.  
Prospectus: Fidelity Funds

Share Class Name	ISIN Number	Annual Management Fee rate (%)	Annual Distribution Fee rate (%)	Hedging Methodology*	Launch Date
FF - Asian Special Situations Fund A-ACC-USD	LU0261950983	1.50			25/09/2006
FF - Asian Special Situations Fund A-GBP	LU0251122882	1.50			26/06/2006
FF - Asian Special Situations Fund Asijskych akcií A-ACC-CZK (hedged)	LU1213835512	1.50		1	16/04/2015
FF - Asian Special Situations Fund A-USD	LU0054237671	1.50			03/10/1994
FF - Asian Special Situations Fund D-ACC-EUR	LU1387833913	1.50	0.50		04/05/2016
FF - Asian Special Situations Fund E-ACC-EUR	LU0778324086	1.50	0.75		14/05/2012
FF - Asian Special Situations Fund I-ACC-EUR	LU1357938338	0.80			18/02/2016
FF - Asian Special Situations Fund I-ACC-SEK	LU1723463169	0.80			22/11/2017
FF - Asian Special Situations Fund I-ACC-USD	LU0807813265	0.80			20/02/2017
FF - Asian Special Situations Fund I-USD	LU1777189397	0.80			28/02/2018
FF - Asian Special Situations Fund R-ACC-USD	LU2038752825	0.80			14/08/2019
FF - Asian Special Situations Fund SR-ACC-SGD	LU1235260665	1.30			12/06/2015
FF - Asian Special Situations Fund W-GBP	LU1235295968	0.80			24/06/2015
FF - Asian Special Situations Fund Y-ACC-EUR	LU1575864084	0.80			16/03/2017
FF - Asian Special Situations Fund Y-ACC-EUR (hedged)	LU1777189124	0.80		1	28/02/2018
FF - Asian Special Situations Fund Y-ACC-USD	LU0346390601	0.80			17/03/2008
FF - Asian Special Situations Fund Y-USD	LU0936575603	0.80			25/09/2013
FF - Australian Diversified Equity Fund A-ACC-AUD	LU0261950041	1.50			25/09/2006
FF - Australian Diversified Equity Fund A-AUD	LU0048574536	1.50			06/12/1991
FF - Australian Diversified Equity Fund I-ACC-USD	LU1808853821	0.80			25/04/2018
FF - Australian Diversified Equity Fund Y-ACC-AUD	LU0346392649	0.80			25/03/2008
FF - Australian Diversified Equity Fund Y-ACC-EUR	LU2334583411	0.80			28/04/2021
FF - Australian Dollar Cash Fund A-ACC-AUD	LU0766124985	0.40			15/01/2016
FF - Australian Dollar Cash Fund W-ACC-AUD	LU1303741588	0.20			15/01/2016
FF - China Consumer Fund A-ACC-AUD (hedged)	LU1046420391	1.50		1	09/04/2014
FF - China Consumer Fund A-ACC-EUR	LU0594300096	1.50			23/02/2011
FF - China Consumer Fund A-ACC-HKD	LU0605514214	1.50			13/04/2011
FF - China Consumer Fund A-ACC-HUF	LU2373640825	1.50			11/08/2021
FF - China Consumer Fund A-ACC-USD	LU0594300179	1.50			23/02/2011
FF - China Consumer Fund A-EUR	LU0594300252	1.50			23/02/2011
FF - China Consumer Fund A-GBP	LU0594300336	1.50			23/02/2011
FF - China Consumer Fund A-SGD	LU0650527681	1.50			01/08/2011
FF - China Consumer Fund A-USD	LU0594300419	1.50			23/02/2011
FF - China Consumer Fund D-ACC-EUR	LU1387832865	1.50	0.50		15/04/2016
FF - China Consumer Fund E-ACC-EUR	LU0766124126	1.50	0.75		14/05/2012
FF - China Consumer Fund I-ACC-GBP	LU2367617037	0.80			28/07/2021
FF - China Consumer Fund I-ACC-USD	LU1148194506	0.80			15/12/2014
FF - China Consumer Fund W-GBP	LU2291806730	0.80			29/01/2021
FF - China Consumer Fund Y-ACC-EUR	LU0605514057	0.80			12/02/2014
FF - China Consumer Fund Y-ACC-USD	LU0594300500	0.80			23/02/2011
FF - China Focus Fund A-ACC-EUR	LU0318931192	1.50			24/09/2007
FF - China Focus Fund A-ACC-HKD	LU0737861699	1.50			09/02/2012
FF - China Focus Fund A-ACC-USD	LU1224709979	1.50			19/05/2015
FF - China Focus Fund A-GBP	LU0200822756	1.50			04/10/2004
FF - China Focus Fund A-SGD	LU0287142896	1.50			02/04/2007
FF - China Focus Fund A-USD	LU0173614495	1.50			18/08/2003
FF - China Focus Fund C-USD	LU0324709806	1.50	1.00		05/11/2007
FF - China Focus Fund D-ACC-EUR	LU1387835538	1.50	0.50		04/05/2016
FF - China Focus Fund E-ACC-EUR	LU0766123821	1.50	0.75		14/05/2012
FF - China Focus Fund I-ACC-EUR	LU2152795964	0.80			08/04/2020
FF - China Focus Fund I-ACC-USD	LU1560650134	0.80			20/02/2017
FF - China Focus Fund SR-ACC-SGD	LU1235261390	1.30			12/06/2015
FF - China Focus Fund X-MINC-USD	LU2262857175	0.00			16/12/2020
FF - China Focus Fund Y-ACC-EUR	LU0936575868	0.80			12/09/2013

\*1. Look-through to underlying portfolio; 2. Look-through to fund reference index; 3. Translation hedging; 4. Custom hedging.  
Prospectus: Fidelity Funds

Share Class Name	ISIN Number	Annual Management Fee rate (%)	Annual Distribution Fee rate (%)	Hedging Methodology*	Launch Date
FF - China Focus Fund Y-ACC-USD	LU0346390866	0.80			17/03/2008
FF - China Focus Fund Y-GBP	LU0457959939	0.80			26/10/2009
FF - China Focus Fund Y-SGD	LU1295421793	0.80			05/10/2015
FF - China Focus Fund Y-USD	LU0936576080	0.80			25/09/2013
FF - China High Yield Fund A-ACC-EUR (EUR/USD hedged)	LU2034656020	1.20		3	14/08/2019
FF - China High Yield Fund A-ACC-USD	LU1313547462	1.20			30/11/2015
FF - China High Yield Fund A-HMDIST(G)-AUD (hedged)	LU1345482316	1.20		1	29/01/2016
FF - China High Yield Fund A-MINC(G)-HKD (hedged)	LU1345481854	1.20		1	29/01/2016
FF - China High Yield Fund A-MINC(G)-SGD (hedged)	LU1345482076	1.20		1	29/01/2016
FF - China High Yield Fund A-MINC(G)-USD(hedged)	LU1345481698	1.20		1	29/01/2016
FF - China High Yield Fund A-MINCOME(G)-EUR (EUR/USD hedged)	LU2034656376	1.20		3	14/08/2019
FF - China High Yield Fund A-MINCOME(G)-RMB (RMB/USD hedged)	LU2034656889	1.20		3	14/08/2019
FF - China High Yield Fund I-ACC-USD	LU2314629614	0.70			24/03/2021
FF - China High Yield Fund W-MINC(G)-GBP (hedged)	LU2184871734	0.70		1	10/06/2020
FF - China High Yield Fund Y-USD	LU1345482589	0.70			29/01/2016
FF - China Innovation Fund A-ACC-EUR	LU0455706654	1.50			23/11/2009
FF - China Innovation Fund A-ACC-HKD	LU0502904849	1.50			31/05/2010
FF - China Innovation Fund A-ACC-HUF	LU2373640742	1.50			11/08/2021
FF - China Innovation Fund A-ACC-SGD	LU2242644610	1.50			10/03/2021
FF - China Innovation Fund A-ACC-SGD (SGD/USD hedged)	LU2242644701	1.50		3	24/03/2021
FF - China Innovation Fund A-ACC-USD	LU2242644883	1.50			24/03/2021
FF - China Innovation Fund A-USD	LU0455707207	1.50			23/11/2009
FF - China Innovation Fund D-ACC-EUR	LU2303031343	1.50	0.50		10/03/2021
FF - China Innovation Fund E-ACC-EUR	LU2303031699	1.50	0.75		10/03/2021
FF - China Innovation Fund I-ACC-EUR	LU2242644966	0.80			10/03/2021
FF - China Innovation Fund I-ACC-USD	LU2242645005	0.80			10/03/2021
FF - China Innovation Fund W-ACC-GBP	LU2242645187	0.80			10/03/2021
FF - China Innovation Fund Y-ACC-EUR	LU2242645260	0.80			10/03/2021
FF - China Innovation Fund Y-ACC-SGD	LU2242645344	0.80			24/03/2021
FF - China Innovation Fund Y-ACC-USD	LU0455707462	0.80			23/11/2009
FF - China RMB Bond Fund A-ACC-EUR	LU0740036131	0.75			18/06/2012
FF - China RMB Bond Fund A-ACC-HUF	LU2373641047	0.75			11/08/2021
FF - China RMB Bond Fund A-ACC-RMB	LU0715234463	0.75			08/12/2011
FF - China RMB Bond Fund A-ACC-USD	LU0740036214	0.75			07/05/2014
FF - China RMB Bond Fund A-MCDIST(G)-HKD	LU2345781202	0.75			11/08/2021
FF - China RMB Bond Fund A-MCDIST(G)-USD	LU2345781111	0.75			11/08/2021
FF - China RMB Bond Fund A-MINC(G)-SGD (SGD/USD hedged)	LU1791709907	0.75		3	28/03/2018
FF - China RMB Bond Fund A-MINCOME(G)-AUD	LU2345781038	0.75			28/07/2021
FF - China RMB Bond Fund A-MINCOME(G)-HKD	LU2345780907	0.75			28/07/2021
FF - China RMB Bond Fund A-MINCOME(G)-RMB	LU2308741151	0.75			24/03/2021
FF - China RMB Bond Fund A-MINCOME(G)-USD	LU2308741235	0.75			24/03/2021
FF - China RMB Bond Fund E-ACC-EUR	LU0788144201	0.75	0.50		18/06/2012
FF - China RMB Bond Fund I-ACC-EUR	LU1261430950	0.40			07/08/2015
FF - China RMB Bond Fund I-ACC-USD	LU0740036560	0.40			09/12/2020
FF - China RMB Bond Fund I-QDIST-CHF	LU2311307727	0.40			10/03/2021
FF - China RMB Bond Fund I-QDIST-EUR	LU2311307644	0.40			10/03/2021
FF - China RMB Bond Fund I-QDIST-GBP	LU2311307990	0.40			10/03/2021
FF - China RMB Bond Fund I-QDIST-USD	LU1380730330	0.40			29/03/2016
FF - China RMB Bond Fund W-ACC-GBP	LU1235296008	0.40			24/06/2015
FF - China RMB Bond Fund Y-ACC-EUR	LU0788144623	0.40			18/06/2012
FF - China RMB Bond Fund Y-ACC-USD	LU0740036727	0.40			07/05/2014
FF - China RMB Bond Fund Y-MINC(G)-RMB	LU1797663538	0.40			11/04/2018
FF - China RMB Bond Fund Y-MINCOME(G)-USD	LU2308741318	0.40			14/04/2021
FF - Emerging Asia Fund A-ACC-EUR	LU0329678410	1.50			21/04/2008

\*1. Look-through to underlying portfolio; 2. Look-through to fund reference index; 3. Translation hedging; 4. Custom hedging.  
Prospectus: Fidelity Funds

Share Class Name	ISIN Number	Annual Management Fee rate (%)	Annual Distribution Fee rate (%)	Hedging Methodology*	Launch Date
FF - Emerging Asia Fund A-ACC-HKD	LU0737861772	1.50			09/02/2012
FF - Emerging Asia Fund A-ACC-PLN (hedged)	LU0805777611	1.50		1	06/08/2012
FF - Emerging Asia Fund A-ACC-USD	LU0329678337	1.50			21/04/2008
FF - Emerging Asia Fund A-EUR	LU0329678253	1.50			21/04/2008
FF - Emerging Asia Fund A-USD	LU0329678170	1.50			21/04/2008
FF - Emerging Asia Fund E-ACC-EUR	LU0630951415	1.50	0.75		06/06/2011
FF - Emerging Asia Fund I-ACC-USD	LU0742535718	0.80			27/02/2012
FF - Emerging Asia Fund W-ACC-GBP	LU1033662591	0.80			11/03/2014
FF - Emerging Asia Fund Y-ACC-EUR	LU1731832918	0.80			13/12/2017
FF - Emerging Asia Fund Y-ACC-USD	LU0390711777	0.80			14/10/2008
FF - Emerging Europe, Middle East and Africa Fund A-ACC-EUR	LU0303816705	1.50			11/06/2007
FF - Emerging Europe, Middle East and Africa Fund A-ACC-PLN (hedged)	LU0805778007	1.50		1	06/08/2012
FF - Emerging Europe, Middle East and Africa Fund A-ACC-USD	LU0303823156	1.50			11/06/2007
FF - Emerging Europe, Middle East and Africa Fund A-EUR	LU0303816028	1.50			11/06/2007
FF - Emerging Europe, Middle East and Africa Fund A-GBP	LU0303817182	1.50			11/06/2007
FF - Emerging Europe, Middle East and Africa Fund A-USD	LU0303821028	1.50			11/06/2007
FF - Emerging Europe, Middle East and Africa Fund E-ACC-EUR	LU0303816887	1.50	0.75		11/06/2007
FF - Emerging Europe, Middle East and Africa Fund I-ACC-USD	LU0742535122	0.80			25/10/2017
FF - Emerging Europe, Middle East and Africa Fund Y-ACC-EUR	LU0936576247	0.80			12/09/2013
FF - Emerging Europe, Middle East and Africa Fund Y-ACC-USD	LU0370788910	0.80			14/07/2008
FF - Emerging Market Corporate Debt Fund A-ACC-EUR (hedged)	LU0900495853	1.20		2	20/03/2013
FF - Emerging Market Corporate Debt Fund A-ACC-USD	LU0900495697	1.20			20/03/2013
FF - Emerging Market Corporate Debt Fund A-HMDIST(G)-AUD (hedged)	LU1284739635	1.20		2	15/09/2015
FF - Emerging Market Corporate Debt Fund A-MDIST-EUR (hedged)	LU0900496232	1.20		2	20/03/2013
FF - Emerging Market Corporate Debt Fund A-MDIST-USD	LU0900496075	1.20			20/03/2013
FF - Emerging Market Corporate Debt Fund A-MINC(G)-HKD	LU1284739478	1.20			15/09/2015
FF - Emerging Market Corporate Debt Fund A-MINC(G)-USD	LU1284738744	1.20			15/09/2015
FF - Emerging Market Corporate Debt Fund E-MDIST-EUR (hedged)	LU0900496406	1.20	0.40	2	20/03/2013
FF - Emerging Market Corporate Debt Fund E-MDIST-USD	LU1162115643	1.20	0.40		12/01/2015
FF - Emerging Market Corporate Debt Fund I-ACC-EUR (hedged)	LU2392950023	0.65		2	13/10/2021
FF - Emerging Market Corporate Debt Fund I-USD	LU0900497123	0.65			20/03/2013
FF - Emerging Market Corporate Debt Fund Y-ACC-USD	LU0900496661	0.65			20/03/2013
FF - Emerging Market Corporate Debt Fund Y-QDIST-EUR (hedged)	LU0900496828	0.65		2	20/03/2013
FF - Emerging Market Debt Fund A-ACC-EUR	LU0238205289	1.20			23/01/2006
FF - Emerging Market Debt Fund A-ACC-EUR (hedged)	LU0337572712	1.20		2	30/06/2010
FF - Emerging Market Debt Fund A-ACC-HUF (hedged)	LU1295422502	1.20		2	05/10/2015
FF - Emerging Market Debt Fund A-ACC-SEK (hedged)	LU0566130729	1.20		2	06/12/2010
FF - Emerging Market Debt Fund A-ACC-USD	LU0238205958	1.20			23/01/2006
FF - Emerging Market Debt Fund A-EUR	LU0238203821	1.20			23/01/2006
FF - Emerging Market Debt Fund A-EUR (hedged)	LU1611857365	1.20		2	18/05/2017
FF - Emerging Market Debt Fund A-HMDIST(G)-PLN (hedged)	LU1677766476	1.20		2	11/10/2017
FF - Emerging Market Debt Fund A-MCDIST(G)-USD	LU2156567138	1.20			22/04/2020
FF - Emerging Market Debt Fund A-MDIST-AUD (hedged)	LU0963542070	1.20		2	18/09/2013
FF - Emerging Market Debt Fund A-MDIST-EUR	LU0238204472	1.20			23/01/2006
FF - Emerging Market Debt Fund A-MDIST-USD	LU0238206170	1.20			23/01/2006
FF - Emerging Market Debt Fund A-MINC(G)-USD	LU0937949310	1.20			18/06/2013
FF - Emerging Market Debt Fund A-USD	LU0238205446	1.20			23/01/2006
FF - Emerging Market Debt Fund E-ACC-EUR	LU0238206840	1.20	0.40		23/01/2006
FF - Emerging Market Debt Fund E-ACC-EUR (hedged)	LU2184871817	1.20	0.40	2	10/06/2020
FF - Emerging Market Debt Fund E-MDIST-EUR (hedged)	LU0718470049	1.20	0.40	2	19/12/2011
FF - Emerging Market Debt Fund I-ACC-EUR (hedged)	LU1992937299	0.65		2	15/05/2019
FF - Emerging Market Debt Fund I-ACC-USD	LU1353442657	0.65			18/02/2016
FF - Emerging Market Debt Fund W-ACC-GBP	LU1235296180	0.65			24/06/2015

\*1. Look-through to underlying portfolio; 2. Look-through to fund reference index; 3. Translation hedging; 4. Custom hedging.  
Prospectus: Fidelity Funds

Share Class Name	ISIN Number	Annual Management Fee rate (%)	Annual Distribution Fee rate (%)	Hedging Methodology*	Launch Date
FF - Emerging Market Debt Fund X-ACC-GBP (GBP/USD hedged)	LU2099031135	0.00		2	15/01/2020
FF - Emerging Market Debt Fund X-ACC-USD	LU1858163469	0.00			25/07/2018
FF - Emerging Market Debt Fund Y-ACC-EUR	LU1116432458	0.65			08/10/2014
FF - Emerging Market Debt Fund Y-ACC-EUR (hedged)	LU0611490078	0.65		2	12/01/2015
FF - Emerging Market Debt Fund Y-ACC-USD	LU0238206337	0.65			23/01/2006
FF - Emerging Market Debt Fund Y-QDIST-EUR (hedged)	LU0840140015	0.65		2	07/11/2012
FF - Emerging Market Local Currency Debt Fund A-ACC-EUR	LU2219351280	1.20			18/08/2021
FF - Emerging Market Local Currency Debt Fund A-ACC-USD	LU0900493726	1.20			12/04/2013
FF - Emerging Market Local Currency Debt Fund A-MDIST-EUR	LU0900494534	1.20			12/04/2013
FF - Emerging Market Local Currency Debt Fund D-ACC-EUR	LU2219351363	1.20	0.30		18/08/2021
FF - Emerging Market Local Currency Debt Fund E-ACC-EUR	LU2219351447	1.20	0.40		18/08/2021
FF - Emerging Market Local Currency Debt Fund E-MDIST-EUR	LU0900494708	1.20	0.40		12/04/2013
FF - Emerging Market Local Currency Debt Fund I-EUR	LU1791706127	0.65			14/03/2018
FF - Emerging Market Local Currency Debt Fund I-GBP	LU1791705665	0.65			14/03/2018
FF - Emerging Market Local Currency Debt Fund I-USD	LU0900495341	0.65			12/04/2013
FF - Emerging Market Local Currency Debt Fund R-ACC-USD	LU1894117826	0.80			24/10/2018
FF - Emerging Market Local Currency Debt Fund Y-ACC-EUR (EUR/USD hedged)	LU2055639384	0.65		3	25/09/2019
FF - Emerging Market Local Currency Debt Fund Y-ACC-USD	LU0900494963	0.65			12/04/2013
FF - Emerging Market Local Currency Debt Fund Y-QDIST-EUR	LU0900495184	0.65			12/04/2013
FF - Emerging Market Total Return Debt Fund A-ACC-EUR	LU1830996044	1.20			13/06/2018
FF - Emerging Market Total Return Debt Fund A-ACC-EUR (EUR/USD hedged)	LU1268459010	1.20		3	29/09/2015
FF - Emerging Market Total Return Debt Fund A-ACC-USD	LU1268458988	1.20			29/09/2015
FF - Emerging Market Total Return Debt Fund A-EUR	LU1268459101	1.20			29/09/2015
FF - Emerging Market Total Return Debt Fund A-EUR (EUR/USD hedged)	LU1828124989	1.20		3	13/06/2018
FF - Emerging Market Total Return Debt Fund A-USD	LU1828124716	1.20			13/06/2018
FF - Emerging Market Total Return Debt Fund D-ACC-EUR (EUR/USD hedged)	LU1858163899	1.20	0.30	3	22/08/2018
FF - Emerging Market Total Return Debt Fund E-ACC-EUR	LU2184871908	1.20	0.40		10/06/2020
FF - Emerging Market Total Return Debt Fund E-MDIST-EUR (EUR/USD hedged)	LU1268459283	1.20	0.40	3	29/09/2015
FF - Emerging Market Total Return Debt Fund I-ACC-EUR	LU1968466547	0.65			27/03/2019
FF - Emerging Market Total Return Debt Fund I-ACC-EUR (EUR/USD hedged)	LU1689649603	0.65		3	27/09/2017
FF - Emerging Market Total Return Debt Fund I-ACC-USD	LU1830996127	0.65			14/08/2019
FF - Emerging Market Total Return Debt Fund I-EUR (EUR/USD hedged)	LU1268459366	0.65		3	29/09/2015
FF - Emerging Market Total Return Debt Fund I-QINC(G)-GBP (GBP/USD hedged)	LU1340195905	0.65		3	07/01/2016
FF - Emerging Market Total Return Debt Fund I-USD	LU1268459440	0.65			29/09/2015
FF - Emerging Market Total Return Debt Fund R-GDIST-GBP (GBP/USD hedged)	LU2078917205	0.80		3	13/11/2019
FF - Emerging Market Total Return Debt Fund W-ACC-GBP (GBP/USD hedged)	LU2111945536	0.65		3	05/02/2020
FF - Emerging Market Total Return Debt Fund W-GDIST-GBP (GBP/USD hedged)	LU2184872039	0.65		3	10/06/2020
FF - Emerging Market Total Return Debt Fund Y-ACC-EUR	LU1268459796	0.65			29/09/2015
FF - Emerging Market Total Return Debt Fund Y-ACC-EUR (EUR/USD hedged)	LU1731832751	0.65		3	13/12/2017
FF - Emerging Market Total Return Debt Fund Y-ACC-USD	LU1268459523	0.65			29/09/2015
FF - Emerging Market Total Return Debt Fund Y-EUR (EUR/USD hedged)	LU1417856058	0.65		3	03/06/2016
FF - Emerging Markets Focus Fund A-ACC-USD	LU1102505929	1.50			29/09/2014
FF - Emerging Markets Focus Fund A-EUR	LU1102505689	1.50			29/09/2014
FF - Emerging Markets Focus Fund A-USD	LU1102505762	1.50			29/09/2014
FF - Emerging Markets Focus Fund I-ACC-GBP	LU2355208773	0.80			23/06/2021

\*1. Look-through to underlying portfolio; 2. Look-through to fund reference index; 3. Translation hedging; 4. Custom hedging.  
Prospectus: Fidelity Funds

Share Class Name	ISIN Number	Annual Management Fee rate (%)	Annual Distribution Fee rate (%)	Hedging Methodology*	Launch Date
FF - Emerging Markets Focus Fund I-ACC-USD	LU1102506067	0.80			29/09/2014
FF - Emerging Markets Focus Fund I-GBP	LU2219037731	0.80			26/08/2020
FF - Emerging Markets Focus Fund R-GDIST-GBP	LU1968468329	0.80			27/03/2019
FF - Emerging Markets Focus Fund W-GBP	LU1937123476	0.80			23/01/2019
FF - Emerging Markets Focus Fund Y-ACC-HUF	LU2084129738	0.80			27/11/2019
FF - Emerging Markets Focus Fund Y-ACC-USD	LU1102506141	0.80			29/09/2014
FF - Emerging Markets Focus Fund Y-EUR	LU2201875601	0.80			08/07/2020
FF - Emerging Markets Fund A-ACC-EUR	LU1048684796	1.50			02/04/2014
FF - Emerging Markets Fund A-ACC-EUR (hedged)	LU1097728288	1.50		2	28/08/2014
FF - Emerging Markets Fund A-ACC-HUF	LU1273508843	1.50			20/08/2015
FF - Emerging Markets Fund A-ACC-SGD (SGD/USD hedged)	LU1791710236	1.50		3	28/03/2018
FF - Emerging Markets Fund A-ACC-USD	LU0261950470	1.50			25/09/2006
FF - Emerging Markets Fund A-EUR	LU0307839646	1.50			23/07/2007
FF - Emerging Markets Fund A-GBP	LU0251123260	1.50			26/06/2006
FF - Emerging Markets Fund A-SGD	LU0251143458	1.50			15/05/2006
FF - Emerging Markets Fund A-USD	LU0048575426	1.50			18/10/1993
FF - Emerging Markets Fund A-USD (hedged)	LU1481012133	1.50		2	12/09/2016
FF - Emerging Markets Fund D-ACC-EUR	LU1387833327	1.50	0.50		15/04/2016
FF - Emerging Markets Fund E-ACC-EUR	LU0115763970	1.50	0.75		01/09/2000
FF - Emerging Markets Fund I-ACC-USD	LU0742536872	0.80			27/02/2012
FF - Emerging Markets Fund I-EUR	LU1258527420	0.80			22/07/2015
FF - Emerging Markets Fund I-GBP	LU1391767743	0.80			20/04/2016
FF - Emerging Markets Fund RA-ACC-USD	LU2404983913	1.50	0.00		10/11/2021
FF - Emerging Markets Fund SR-ACC-SGD	LU1235258685	1.30			12/06/2015
FF - Emerging Markets Fund W-ACC-GBP	LU1033662674	0.80			11/03/2014
FF - Emerging Markets Fund W-GBP	LU1499161997	0.80			10/10/2016
FF - Emerging Markets Fund Y-ACC-EUR	LU1097728361	0.80			28/08/2014
FF - Emerging Markets Fund Y-ACC-EUR (EUR/USD hedged)	LU1769044709	0.80		3	14/02/2018
FF - Emerging Markets Fund Y-ACC-USD	LU0346390940	0.80			17/03/2008
FF - Emerging Markets Fund Y-EUR	LU1711971041	0.80			08/11/2017
FF - Emerging Markets Fund Y-USD	LU0936576593	0.80			25/09/2013
FF - Euro Bond Fund A-ACC-EUR	LU0251130638	0.75			03/07/2006
FF - Euro Bond Fund A-ACC-HUF (hedged)	LU1295422171	0.75		2	05/10/2015
FF - Euro Bond Fund A-ACC-USD (hedged)	LU1046421522	0.75		2	09/04/2014
FF - Euro Bond Fund A-EUR	LU0048579097	0.75			01/10/1990
FF - Euro Bond Fund A-MDIST-EUR	LU0168050333	0.75			09/06/2003
FF - Euro Bond Fund E-ACC-EUR	LU0238209513	0.75	0.40		23/01/2006
FF - Euro Bond Fund I-ACC-EUR	LU1322386183	0.40			30/11/2015
FF - Euro Bond Fund X-ACC-EUR	LU1858163543	0.00			25/07/2018
FF - Euro Bond Fund Y-ACC-EUR	LU0346390197	0.40			17/03/2008
FF - Euro Bond Fund Y-ACC-USD	LU1295424383	0.40			05/10/2015
FF - Euro Bond Fund Y-ACC-USD (hedged)	LU1261431172	0.40		2	07/08/2015
FF - Euro Bond Fund Y-EUR	LU0949332349	0.40			09/10/2013
FF - Euro Cash Fund A-ACC-EUR	LU0261953490	0.15			25/09/2006
FF - Euro Cash Fund A-EUR	LU0064964074	0.15			20/09/1993
FF - Euro Cash Fund E-ACC-EUR	LU0393653836	0.15			19/11/2008
FF - Euro Cash Fund W-ACC-EUR	LU1303741745	0.10			15/01/2016
FF - Euro Cash Fund X-ACC-EUR	LU2247935021	0.00			28/10/2020
FF - Euro Cash Fund Y-ACC-EUR	LU0346390353	0.10			17/03/2008
FF - Euro Corporate Bond Fund A-ACC-EUR	LU0370787193	0.75			12/06/2009
FF - Euro Corporate Bond Fund A-ACC-HUF (hedged)	LU1295422338	0.75		2	05/10/2015
FF - Euro Corporate Bond Fund A-EUR	LU0605514560	0.75			06/04/2011
FF - Euro Corporate Bond Fund A-MDIST-EUR	LU0605514487	0.75			06/04/2011
FF - Euro Corporate Bond Fund D-ACC-EUR	LU1387835371	0.75	0.30		04/05/2016
FF - Euro Corporate Bond Fund E-ACC-EUR	LU0605514644	0.75	0.40		07/11/2012

\*1. Look-through to underlying portfolio; 2. Look-through to fund reference index; 3. Translation hedging; 4. Custom hedging.  
Prospectus: Fidelity Funds

Share Class Name	ISIN Number	Annual Management Fee rate (%)	Annual Distribution Fee rate (%)	Hedging Methodology*	Launch Date
FF - Euro Corporate Bond Fund E-MDIST-EUR	LU0840139355	0.75	0.40		07/11/2012
FF - Euro Corporate Bond Fund I-ACC-EUR	LU1353442574	0.40			18/02/2016
FF - Euro Corporate Bond Fund I-EUR	LU1550162728	0.40			23/01/2017
FF - Euro Corporate Bond Fund Y-ACC-EUR	LU0370787359	0.40			12/06/2009
FF - Euro Corporate Bond Fund Y-QDIST-EUR	LU0840140106	0.40			07/11/2012
FF - Euro Short Term Bond Fund A-ACC-EUR	LU0267388220	0.50			10/03/2008
FF - Euro Short Term Bond Fund A-EUR	LU0267388576	0.50			28/09/2016
FF - Euro Short Term Bond Fund D-ACC-EUR	LU1387834564	0.50	0.15		04/05/2016
FF - Euro Short Term Bond Fund E-ACC-EUR	LU0346393613	0.50	0.15		10/03/2008
FF - Euro Short Term Bond Fund I-ACC-EUR	LU1457522560	0.30			16/08/2016
FF - Euro Short Term Bond Fund R-ACC-EUR	LU1731833999	0.80			11/12/2017
FF - Euro Short Term Bond Fund X-ACC-EUR	LU2247934560	0.00			28/10/2020
FF - Euro Short Term Bond Fund Y-ACC-EUR	LU0346393704	0.30			10/03/2008
FF - EURO STOXX 50® Fund A-ACC-EUR	LU0261952682	0.20			25/09/2006
FF - EURO STOXX 50® Fund A-EUR	LU0069450319	0.20			08/10/1996
FF - EURO STOXX 50® Fund A-GBP	LU0112642557	0.20			26/06/2000
FF - EURO STOXX 50® Fund Y-ACC-EUR	LU0370789215	0.10			14/07/2008
FF - European Dividend Fund A-ACC-EUR	LU0353647737	1.50			02/11/2010
FF - European Dividend Fund A-EUR	LU0353647653	1.50			02/11/2010
FF - European Dividend Fund A-HMDIST(G)-AUD (hedged)	LU1046420805	1.50		1	09/04/2014
FF - European Dividend Fund A-MCDIST(G)-EUR	LU1509826779	1.50			22/11/2016
FF - European Dividend Fund A-MINC(G)-EUR	LU0857700040	1.50			03/12/2012
FF - European Dividend Fund A-MINC(G)-HKD (hedged)	LU1119994140	1.50		1	16/10/2014
FF - European Dividend Fund A-MINC(G)-USD (hedged)	LU0997587240	1.50		1	10/01/2014
FF - European Dividend Fund A-QINC(G)-EUR	LU0742537177	1.50			03/12/2012
FF - European Dividend Fund I-ACC-EUR	LU1642889437	0.80			11/07/2017
FF - European Dividend Fund W-GBP	LU1915587239	0.80			28/11/2018
FF - European Dividend Fund Y-ACC-EUR	LU0353648032	0.80			02/11/2010
FF - European Dividend Fund Y-QINC(G)-EUR	LU1169812549	0.80			26/01/2015
FF - European Dividend Plus Fund A-ACC-EUR	LU2272373502	1.50			20/01/2021
FF - European Dividend Plus Fund A-EUR	LU2272373767	1.50			20/01/2021
FF - European Dividend Plus Fund A-GDIST-EUR	LU2272373841	1.50			20/01/2021
FF - European Dividend Plus Fund W-ACC-GBP	LU2272373924	0.80			20/01/2021
FF - European Dividend Plus Fund W-GDIST-GBP	LU2339791472	0.80			12/05/2021
FF - European Dividend Plus Fund Y-ACC-EUR	LU2272373684	0.80			20/01/2021
FF - European Dividend Plus Fund Y-EUR	LU2272374146	0.80			20/01/2021
FF - European Dividend Plus Fund Y-GDIST-EUR	LU2272374229	0.80			20/01/2021
FF - European Dynamic Growth Fund A-ACC-EUR	LU0261959422	1.50			25/09/2006
FF - European Dynamic Growth Fund A-ACC-HUF (hedged)	LU1088279044	1.50		1	28/07/2014
FF - European Dynamic Growth Fund A-ACC-PLN (hedged)	LU0959717256	1.50		1	30/09/2013
FF - European Dynamic Growth Fund A-ACC-SGD (hedged)	LU1273509221	1.50		1	20/08/2015
FF - European Dynamic Growth Fund A-ACC-USD (hedged)	LU0997586515	1.50		1	10/01/2014
FF - European Dynamic Growth Fund A-EUR	LU0119124781	1.50			15/01/2001
FF - European Dynamic Growth Fund A-SGD	LU1196032939	1.50			11/03/2015
FF - European Dynamic Growth Fund D-ACC-EUR	LU1858164194	1.50	0.50		22/08/2018
FF - European Dynamic Growth Fund E-ACC-EUR	LU0119124864	1.50	0.75		15/01/2001
FF - European Dynamic Growth Fund I-ACC-EUR	LU1353442731	0.80			18/02/2016
FF - European Dynamic Growth Fund I-ACC-USD	LU1322385615	0.80			30/11/2015
FF - European Dynamic Growth Fund I-ACC-USD (hedged)	LU2115357092	0.80		1	12/02/2020
FF - European Dynamic Growth Fund W-ACC-GBP	LU1033662831	0.80			11/03/2014
FF - European Dynamic Growth Fund Y-ACC-EUR	LU0318940003	0.80			22/10/2007
FF - European Dynamic Growth Fund Y-ACC-USD (hedged)	LU1731833213	0.80		1	13/12/2017
FF - European Dynamic Growth Fund Y-EUR	LU0936577138	0.80			25/09/2013
FF - European Growth Fund A-ACC-EUR	LU0296857971	1.50			02/05/2007
FF - European Growth Fund A-ACC-USD (hedged)	LU0997586606	1.50		1	10/01/2014

\*1. Look-through to underlying portfolio; 2. Look-through to fund reference index; 3. Translation hedging; 4. Custom hedging.  
Prospectus: Fidelity Funds



Share Class Name	ISIN Number	Annual Management Fee rate (%)	Annual Distribution Fee rate (%)	Hedging Methodology*	Launch Date
FF - European Growth Fund A-EUR	LU0048578792	1.50			01/10/1990
FF - European Growth Fund A-SGD	LU0550127509	1.50			27/10/2010
FF - European Growth Fund C-EUR	LU0324710721	1.50	1.00		05/11/2007
FF - European Growth Fund E-ACC-EUR	LU0115764192	1.50	0.75		01/09/2000
FF - European Growth Fund I-ACC-EUR	LU1642889510	0.80			11/07/2017
FF - European Growth Fund SR-ACC-EUR	LU1235258925	1.30			12/06/2015
FF - European Growth Fund SR-ACC-SGD	LU1235259576	1.30			12/06/2015
FF - European Growth Fund W-ACC-GBP	LU1235296263	0.80			24/06/2015
FF - European Growth Fund Y-ACC-EUR	LU0346388373	0.80			17/03/2008
FF - European Growth Fund Y-EUR	LU0936577302	0.80			25/09/2013
FF - European High Yield Fund A-ACC-CZK	LU1756523533	1.00			24/01/2018
FF - European High Yield Fund A-ACC-CZK (hedged)	LU0979393146	1.00		2	05/11/2013
FF - European High Yield Fund A-ACC-EUR	LU0251130802	1.00			03/07/2006
FF - European High Yield Fund A-ACC-PLN (hedged)	LU1306267003	1.00		2	21/10/2015
FF - European High Yield Fund A-ACC-SEK (hedged)	LU0413545426	1.00		2	23/02/2009
FF - European High Yield Fund A-ACC-USD (hedged)	LU0621411155	1.00		2	18/05/2011
FF - European High Yield Fund A-EUR	LU0110060430	1.00			26/06/2000
FF - European High Yield Fund A-HMDIST(G)-AUD (hedged)	LU1235294482	1.00		2	03/06/2015
FF - European High Yield Fund A-MDIST-EUR	LU0168053600	1.00			09/06/2003
FF - European High Yield Fund A-MDIST-SGD	LU0251145669	1.00			15/05/2006
FF - European High Yield Fund A-MDIST-SGD (hedged)	LU1084809042	1.00		2	23/07/2014
FF - European High Yield Fund A-MDIST-USD (hedged)	LU0882574212	1.00		2	27/03/2013
FF - European High Yield Fund A-MINC(G)-EUR	LU0937949070	1.00			18/06/2013
FF - European High Yield Fund A-MINC(G)-HKD (hedged)	LU1046421365	1.00		2	09/04/2014
FF - European High Yield Fund A-MINC(G)-SGD (hedged)	LU1284738660	1.00		2	15/09/2015
FF - European High Yield Fund A-MINC(G)-USD (hedged)	LU1284738587	1.00		2	15/09/2015
FF - European High Yield Fund A-MINC-EUR	LU0605515021	1.00			13/04/2011
FF - European High Yield Fund D-ACC-EUR	LU1387834051	1.00	0.30		04/05/2016
FF - European High Yield Fund D-MDIST-EUR	LU1387833673	1.00	0.30		15/04/2016
FF - European High Yield Fund E-ACC-EUR	LU0238209786	1.00	0.25		23/01/2006
FF - European High Yield Fund E-MDIST-EUR	LU0718468068	1.00	0.50		19/12/2011
FF - European High Yield Fund I-ACC-EUR	LU0957027591	0.65			12/08/2013
FF - European High Yield Fund I-QDIST-EUR	LU0954694930	0.65			26/07/2013
FF - European High Yield Fund REST RY-ACC-EUR	LU2367617110	0.50			28/07/2021
FF - European High Yield Fund RY-ACC-EUR	LU2115356797	0.80			12/02/2020
FF - European High Yield Fund RY-ACC-USD (hedged)	LU2115356870	0.80		2	12/02/2020
FF - European High Yield Fund RY-EUR	LU2115356953	0.80			12/02/2020
FF - European High Yield Fund Y-ACC-CHF (hedged)	LU1207410397	0.65		2	01/04/2015
FF - European High Yield Fund Y-ACC-CZK (hedged)	LU1261431255	0.65		2	07/08/2015
FF - European High Yield Fund Y-ACC-EUR	LU0346390270	0.65			17/03/2008
FF - European High Yield Fund Y-ACC-SEK (hedged)	LU1261431339	0.65		2	07/08/2015
FF - European High Yield Fund Y-ACC-USD (hedged)	LU1207409209	0.65		2	01/04/2015
FF - European High Yield Fund Y-EUR	LU0936577567	0.65			25/09/2013
FF - European High Yield Fund Y-MDIST-USD (hedged)	LU1284738314	0.65		2	15/09/2015
FF - European High Yield Fund Y-QDIST-EUR	LU0840140288	0.65			07/11/2012
FF - European Larger Companies Fund A-ACC-EUR	LU0251129549	1.50			03/07/2006
FF - European Larger Companies Fund A-EUR	LU0119124278	1.50			16/09/2002
FF - European Larger Companies Fund D-ACC-EUR	LU1387833244	1.50	0.50		15/04/2016
FF - European Larger Companies Fund E-ACC-EUR	LU0119124435	1.50	0.75		16/09/2002
FF - European Larger Companies Fund I-ACC-EUR	LU0933614405	0.80			05/06/2013
FF - European Larger Companies Fund I-ACC-SGD	LU1322385375	0.80			30/11/2015
FF - European Larger Companies Fund I-ACC-SGD (SGD/EUR hedged)	LU1968586286	0.80		3	10/04/2019
FF - European Larger Companies Fund Y-ACC-EUR	LU0318939765	0.80			22/10/2007
FF - European Larger Companies Fund Y-ACC-USD (hedged)	LU0959716878	0.80		1	12/09/2013

\*1. Look-through to underlying portfolio; 2. Look-through to fund reference index; 3. Translation hedging; 4. Custom hedging.  
Prospectus: Fidelity Funds

Share Class Name	ISIN Number	Annual Management Fee rate (%)	Annual Distribution Fee rate (%)	Hedging Methodology*	Launch Date
FF - European Larger Companies Fund Y-EUR	LU0936577724	0.80			25/09/2013
FF - European Low Volatility Equity Fund A-ACC-EUR	LU2346229433	1.30			29/06/2021
FF - European Low Volatility Equity Fund I-ACC-EUR	LU2346229516	0.25			29/06/2021
FF - European Low Volatility Equity Fund W-ACC-GBP	LU2346229607	0.65			29/06/2021
FF - European Low Volatility Equity Fund Y-ACC-EUR	LU2346229359	0.65			29/06/2021
FF - European Multi Asset Income Fund A-ACC-EUR	LU0261950553	1.00			25/09/2006
FF - European Multi Asset Income Fund A-ACC-USD (hedged)	LU1046421449	1.00		1	09/04/2014
FF - European Multi Asset Income Fund A-EUR	LU0052588471	1.00			17/10/1994
FF - European Multi Asset Income Fund A-MCDIST(G)-EUR	LU1509826423	1.00			22/11/2016
FF - European Multi Asset Income Fund A-QINCOME(G)-EUR	LU2061962895	1.00			13/11/2019
FF - European Multi Asset Income Fund D-ACC-EUR	LU2061962382	1.00	0.50		13/11/2019
FF - European Multi Asset Income Fund D-QINCOME(G)-EUR	LU2061963513	1.00	0.50		13/11/2019
FF - European Multi Asset Income Fund E-ACC-EUR	LU0283900842	1.00	0.55		19/03/2007
FF - European Multi Asset Income Fund E-QINCOME(G)-EUR	LU2061962978	1.00	0.55		13/11/2019
FF - European Multi Asset Income Fund Y-ACC-EUR	LU0346389934	0.60			17/03/2008
FF - European Multi Asset Income Fund Y-QINCOME(G)-EUR	LU2061963356	0.60			13/11/2019
FF - European Smaller Companies Fund A-ACC-EUR	LU0261951528	1.50			25/09/2006
FF - European Smaller Companies Fund A-ACC-USD (hedged)	LU0997586788	1.50		1	10/01/2014
FF - European Smaller Companies Fund A-EUR	LU0061175625	1.50			01/12/1995
FF - European Smaller Companies Fund E-ACC-EUR	LU0115764358	1.50	0.75		01/09/2000
FF - European Smaller Companies Fund I-ACC-Euro	LU1915587312	0.80			28/11/2018
FF - European Smaller Companies Fund Y-ACC-EUR	LU0346388456	0.80			17/03/2008
FF - European Smaller Companies Fund Y-EUR	LU0936578029	0.80			25/09/2013
FF - Fidelity Institutional Target™ 2055 (Euro) Fund P-ACC-EUR	LU2219270019	0.60			22/10/2020
FF - Fidelity Institutional Target™ 2060 (Euro) Fund P-ACC-EUR	LU2219270100	0.60			22/10/2020
FF - Fidelity Institutional Target™ 2015 (Euro) Fund P-ACC-EUR	LU1153363632	0.21			14/01/2015
FF - Fidelity Institutional Target™ 2020 (Euro) Fund P-ACC-EUR	LU1153363715	0.21			14/01/2015
FF - Fidelity Institutional Target™ 2025 (Euro) Fund P-ACC-EUR	LU1153363806	0.40			14/01/2015
FF - Fidelity Institutional Target™ 2030 (Euro) Fund P-ACC-EUR	LU1153363988	0.60			14/01/2015
FF - Fidelity Institutional Target™ 2035 (Euro) Fund P-ACC-EUR	LU1153364010	0.60			14/01/2015
FF - Fidelity Institutional Target™ 2040 (Euro) Fund P-ACC-EUR	LU1153364101	0.60			14/01/2015
FF - Fidelity Institutional Target™ 2045 (Euro) Fund P-ACC-EUR	LU1153364283	0.60			14/01/2015
FF - Fidelity Institutional Target™ 2050 (Euro) Fund P-ACC-EUR	LU1153364366	0.60			14/01/2015
FF - Fidelity Patrimoine A-ACC-Euro	LU0080749848	1.40			31/12/1997
FF - Fidelity Patrimoine Fidelity Allocation Flexible Y-ACC-EUR	LU0614514395	0.70			19/05/2015
FF - Fidelity Target 2025 (Euro) Fund P-ACC-USD (USD/EUR hedged)	LU2242648108	0.60		3	23/06/2021
FF - Fidelity Target 2030 (Euro) Fund P-ACC-USD (USD/EUR hedged)	LU2242648017	0.80		3	23/06/2021
FF - Fidelity Target™ 2035 (Euro) Fund P-ACC-USD (USD/Euro hedged)	LU2362899077	0.80		3	14/07/2021
FF - Fidelity Target™ 2040 (Euro) Fund P-ACC-USD (USD/Euro hedged)	LU2362899150	0.80		3	14/07/2021
FF - Fidelity Target™ 2045 (Euro) Fund P-ACC-USD (USD/Euro hedged)	LU2362899234	0.80	0.00	3	14/07/2021
FF - Fidelity Target™ 2050 (Euro) Fund P-ACC-USD (USD/Euro hedged)	LU2362899317	0.80	0.00	3	14/07/2021
FF - Fidelity Target™ 2055 (Euro) Fund A-ACC-EUR	LU2218679988	1.50			22/10/2020
FF - Fidelity Target™ 2055 (Euro) Fund A-ACC-GBP (GBP/Euro hedged)	LU2218680218	1.50		3	22/10/2020
FF - Fidelity Target™ 2055 (Euro) Fund A-ACC-USD (USD/EUR hedged)	LU2218680309	1.50		3	22/10/2020
FF - Fidelity Target™ 2055 (Euro) Fund A-EUR	LU2218680051	1.50			22/10/2020
FF - Fidelity Target™ 2055 (Euro) Fund P-ACC-EUR	LU2218680135	0.80			22/10/2020
FF - Fidelity Target™ 2055 (Euro) Fund P-ACC-USD (USD/Euro hedged)	LU2362899408	0.80	0.00	3	14/07/2021
FF - Fidelity Target™ 2060 (Euro) Fund A-ACC-EUR	LU2218680481	1.50			22/10/2020

\*1. Look-through to underlying portfolio; 2. Look-through to fund reference index; 3. Translation hedging; 4. Custom hedging.  
Prospectus: Fidelity Funds

Share Class Name	ISIN Number	Annual Management Fee rate (%)	Annual Distribution Fee rate (%)	Hedging Methodology*	Launch Date
FF - Fidelity Target TM 2060 (Euro) Fund A-ACC-GBP (GBP/EUR hedged)	LU2218680721	1.50		3	22/10/2020
FF - Fidelity Target TM 2060 (Euro) Fund A-ACC-USD (USD/EUR hedged)	LU2218680994	1.50		3	22/10/2020
FF - Fidelity Target TM 2060 (Euro) Fund A-EUR	LU2218680564	1.50			22/10/2020
FF - Fidelity Target TM 2060 (Euro) Fund P-ACC-EUR	LU2218680648	0.80			22/10/2020
FF - Fidelity Target TM 2060 (Euro) Fund P-ACC-USD (USD/Euro hedged)	LU2362899580	0.80	0.00	3	14/07/2021
FF - Fidelity Target™ 2020 (Euro) Fund A-ACC-EUR	LU0251131289	0.40			03/07/2006
FF - Fidelity Target™ 2020 (Euro) Fund A-EUR	LU0172516865	0.40			05/09/2003
FF - Fidelity Target™ 2020 (Euro) Fund P-ACC-EUR	LU0393654644	0.20			23/12/2008
FF - Fidelity Target™ 2020 Fund A-USD	LU0147748072	0.40			10/05/2002
FF - Fidelity Target™ 2025 (Euro) Fund A-ACC-EUR	LU0251131792	1.10			03/07/2006
FF - Fidelity Target™ 2025 (Euro) Fund A-ACC-GBP (GBP/EUR hedged)	LU2122942761	1.10		3	26/02/2020
FF - Fidelity Target™ 2025 (Euro) Fund A-ACC-USD (USD/Euro hedged)	LU2132457917	1.10		3	11/03/2020
FF - Fidelity Target™ 2025 (Euro) Fund A-EUR	LU0215158840	1.10			16/05/2005
FF - Fidelity Target™ 2025 (Euro) Fund P-ACC-EUR	LU0393654727	0.60			23/12/2008
FF - Fidelity Target™ 2030 (Euro) Fund A-ACC-EUR	LU0251131362	1.50			03/07/2006
FF - Fidelity Target™ 2030 (Euro) Fund A-ACC-GBP (GBP/EUR hedged)	LU2122942928	1.50		3	26/02/2020
FF - Fidelity Target™ 2030 (Euro) Fund A-ACC-USD (USD/Euro hedged)	LU2132458055	1.50		3	11/03/2020
FF - Fidelity Target™ 2030 (Euro) Fund A-EUR	LU0215159145	1.50			16/05/2005
FF - Fidelity Target™ 2030 (Euro) Fund P-ACC-EUR	LU0393654990	0.80			23/12/2008
FF - Fidelity Target™ 2035 (Euro) Fund A-ACC-EUR	LU0251119078	1.50			26/06/2006
FF - Fidelity Target™ 2035 (Euro) Fund A-ACC-GBP (GBP/EUR hedged)	LU2122943140	1.50		3	26/02/2020
FF - Fidelity Target™ 2035 (Euro) Fund A-ACC-USD (USD/Euro hedged)	LU2132458139	1.50		3	11/03/2020
FF - Fidelity Target™ 2035 (Euro) Fund A-EUR	LU0251118260	1.50			26/06/2006
FF - Fidelity Target™ 2035 (Euro) Fund P-ACC-EUR	LU0393655021	0.80			23/12/2008
FF - Fidelity Target™ 2040 (Euro) Fund A-ACC-EUR	LU0251120084	1.50			26/06/2006
FF - Fidelity Target™ 2040 (Euro) Fund A-ACC-GBP (GBP/EUR hedged)	LU2122943496	1.50		3	26/02/2020
FF - Fidelity Target™ 2040 (Euro) Fund A-ACC-USD (USD/Euro hedged)	LU2132458212	1.50		3	11/03/2020
FF - Fidelity Target™ 2040 (Euro) Fund A-EUR	LU0251119318	1.50			26/06/2006
FF - Fidelity Target™ 2040 (Euro) Fund P-ACC-EUR	LU0393655294	0.80			23/12/2008
FF - Fidelity Target™ 2045 (Euro) Fund A-ACC-EUR	LU1025014389	1.50			03/03/2014
FF - Fidelity Target™ 2045 (Euro) Fund A-ACC-GBP (GBP/EUR hedged)	LU2122943652	1.50		3	26/02/2020
FF - Fidelity Target™ 2045 (Euro) Fund A-ACC-USD (USD/Euro hedged)	LU2132458303	1.50		3	11/03/2020
FF - Fidelity Target™ 2045 (Euro) Fund A-EUR	LU1025014207	1.50			03/03/2014
FF - Fidelity Target™ 2045 (Euro) Fund P-ACC-EUR	LU1025014462	0.80			03/03/2014
FF - Fidelity Target™ 2050 (Euro) Fund A-ACC-EUR	LU1025014629	1.50			03/03/2014
FF - Fidelity Target™ 2050 (Euro) Fund A-ACC-GBP (GBP/EUR hedged)	LU2122943819	1.50		3	26/02/2020
FF - Fidelity Target™ 2050 (Euro) Fund A-ACC-USD (USD/Euro hedged)	LU2132458485	1.50		3	11/03/2020
FF - Fidelity Target™ 2050 (Euro) Fund A-EUR	LU1025014546	1.50			03/03/2014
FF - Fidelity Target™ 2050 (Euro) Fund P-ACC-EUR	LU1025014892	0.80			03/03/2014
FF - FIRST All Country World Fund A-ACC-EUR	LU0267387255	1.50			16/12/2019
FF - FIRST All Country World Fund A-SGD	LU1046422926	1.50			16/12/2019
FF - FIRST All Country World Fund A-USD	LU0267386448	1.50			16/12/2019
FF - FIRST All Country World Fund E-ACC-EUR	LU0267387339	1.50	0.75		16/12/2019
FF - FIRST All Country World Fund I-ACC-EUR	LU1132648889	0.80			04/12/2014

\*1. Look-through to underlying portfolio; 2. Look-through to fund reference index; 3. Translation hedging; 4. Custom hedging.  
Prospectus: Fidelity Funds

Share Class Name	ISIN Number	Annual Management Fee rate (%)	Annual Distribution Fee rate (%)	Hedging Methodology*	Launch Date
FF - FIRST All Country World Fund I-ACC-GBP	LU1132649002	0.80			04/12/2014
FF - FIRST All Country World Fund I-ACC-USD	LU1132648962	0.80			04/12/2014
FF - FIRST All Country World Fund I-USD	LU1132649184	0.80			04/12/2014
FF - FIRST All Country World Fund RY-ACC-USD	LU2404984135	0.80	0.00		10/11/2021
FF - FIRST All Country World Fund Y-ACC-USD	LU1132649267	0.80			04/12/2014
FF - FIRST European Value Fund A-ACC-EUR	LU0353646689	1.50			31/08/2011
FF - FIRST European Value Fund Y-ACC-EUR	LU0353646929	0.80			31/08/2011
FF - Flexible Bond Fund A-ACC-EUR	LU1345485095	1.00			16/02/2016
FF - Flexible Bond Fund A-ACC-EUR (EUR/GBP hedged)	LU1345484874	1.00		3	16/02/2016
FF - Flexible Bond Fund A-ACC-GBP	LU0261947765	1.00			25/09/2006
FF - Flexible Bond Fund A-ACC-USD	LU2296468262	1.00			10/02/2021
FF - Flexible Bond Fund A-EUR (EUR/GBP hedged)	LU1492825564	1.00		3	28/09/2016
FF - Flexible Bond Fund A-GBP	LU0048620586	1.00			12/11/1990
FF - Flexible Bond Fund A-MINCOME(G)-EUR	LU2303047935	1.00			24/02/2021
FF - Flexible Bond Fund A-MINCOME(G)-GBP	LU2303048073	1.00			24/02/2021
FF - Flexible Bond Fund A-MINCOME(G)-USD	LU2303048156	1.00			24/02/2021
FF - Flexible Bond Fund E-ACC-EUR (EUR/GBP hedged)	LU1345485335	1.00	0.60	3	16/02/2016
FF - Flexible Bond Fund E-MDIST-EUR (EUR/GBP hedged)	LU1345484528	1.00	0.60	3	16/02/2016
FF - Flexible Bond Fund I-GBP	LU2152796004	0.50			08/04/2020
FF - Flexible Bond Fund Y-ACC-EUR	LU1345486143	0.50			16/02/2016
FF - Flexible Bond Fund Y-ACC-EUR (EUR/GBP hedged)	LU1345485921	0.50		3	16/02/2016
FF - Flexible Bond Fund Y-ACC-GBP	LU1284736961	0.50			15/09/2015
FF - Flexible Bond Fund Y-ACC-USD	LU2303047851	0.50			24/02/2021
FF - Flexible Bond Fund Y-EUR (EUR/GBP hedged)	LU1345485509	0.50		3	16/02/2016
FF - Flexible Bond Fund Y-GBP	LU0896308789	0.50			17/04/2013
FF - Flexible Bond Fund Y-MINCOME(G)-EUR	LU2303048230	0.50			24/02/2021
FF - Flexible Bond Fund Y-MINCOME(G)-GBP	LU2303048313	0.50			24/02/2021
FF - Flexible Bond Fund Y-MINCOME(G)-USD	LU2303048404	0.50			24/02/2021
FF - Flexible Bond Fund Y-USD (USD/GBP hedged)	LU1345485764	0.50		3	16/02/2016
FF - France Fund A-ACC-EUR	LU0261948060	1.50			25/09/2006
FF - France Fund A-EUR	LU0048579410	1.50			01/10/1990
FF - France Fund I-ACC-EUR	LU1420312057	0.80			03/06/2016
FF - France Fund Y-ACC-EUR	LU0318940185	0.80			22/10/2007
FF - Germany Fund A-ACC-CHF (hedged)	LU1190411048	1.50		1	24/02/2015
FF - Germany Fund A-ACC-EUR	LU0261948227	1.50			25/09/2006
FF - Germany Fund A-ACC-USD (hedged)	LU1046421878	1.50		1	09/04/2014
FF - Germany Fund A-EUR	LU0048580004	1.50			01/10/1990
FF - Germany Fund I-ACC-EUR	LU1968468162	0.80			27/03/2019
FF - Germany Fund Y-ACC-CHF (hedged)	LU1261431412	0.80		1	07/08/2015
FF - Germany Fund Y-ACC-EUR	LU0346388530	0.80			25/03/2008
FF - Germany Fund Y-ACC-USD (hedged)	LU1261431503	0.80		1	07/08/2015
FF - Germany Fund Y-EUR	LU1273507878	0.80			20/08/2015
FF - Global Bond Fund A-ACC-EUR (hedged)	LU0337577430	0.75		2	10/03/2008
FF - Global Bond Fund A-ACC-USD	LU0261946288	0.75			25/09/2006
FF - Global Bond Fund A-USD	LU0048582984	0.75			01/10/1990
FF - Global Bond Fund I-ACC-EUR (hedged)	LU1992936994	0.40		2	20/05/2019
FF - Global Bond Fund I-ACC-USD	LU1550162991	0.40			23/01/2017
FF - Global Bond Fund Y-ACC-EUR (hedged)	LU2252533661	0.40		2	29/01/2021
FF - Global Bond Fund Y-ACC-USD	LU0896351102	0.40			18/03/2013
FF - Global Corporate Bond Fund A-ACC-EUR	LU0532243267	0.75			09/05/2012
FF - Global Corporate Bond Fund A-ACC-EUR (hedged)	LU0532243341	0.75		2	09/05/2012
FF - Global Corporate Bond Fund I-ACC-EUR (hedged)	LU2184872112	0.40		2	10/06/2020
FF - Global Corporate Bond Fund S restricted A-ACC-SEK (hedged)	LU1980295213	0.75		2	24/04/2019
FF - Global Corporate Bond Fund Y-ACC-EUR (hedged)	LU0532244588	0.40		2	08/09/2010
FF - Global Corporate Bond Fund Y-ACC-USD	LU0532244406	0.40			08/09/2010

\*1. Look-through to underlying portfolio; 2. Look-through to fund reference index; 3. Translation hedging; 4. Custom hedging.

Share Class Name	ISIN Number	Annual Management Fee rate (%)	Annual Distribution Fee rate (%)	Hedging Methodology*	Launch Date
FF - Global Demographics Fund A-ACC-CZK (CZK/USD hedged)	LU1961889083	1.50		3	13/03/2019
FF - Global Demographics Fund A-ACC-EUR (hedged)	LU0528228074	1.50		1	12/04/2012
FF - Global Demographics Fund A-ACC-HUF	LU1295422767	1.50			05/10/2015
FF - Global Demographics Fund A-ACC-PLN (PLN/USD hedged)	LU2268342222	1.50		3	09/12/2020
FF - Global Demographics Fund A-ACC-SGD	LU1791710400	1.50			28/03/2018
FF - Global Demographics Fund A-ACC-SGD (SGD/USD hedged)	LU1791710582	1.50		3	28/03/2018
FF - Global Demographics Fund A-ACC-USD	LU0528227936	1.50			14/03/2012
FF - Global Demographics Fund A-EUR	LU1906296352	1.50			14/11/2018
FF - Global Demographics Fund D-ACC-EUR	LU1387834648	1.50	0.50		04/05/2016
FF - Global Demographics Fund E-ACC-EUR (hedged)	LU0528228157	1.50	0.75	1	07/11/2012
FF - Global Demographics Fund I-ACC-USD	LU1961889323	0.80			13/03/2019
FF - Global Demographics Fund Y-ACC-EUR (hedged)	LU0528228314	0.80		1	12/04/2012
FF - Global Demographics Fund Y-ACC-GBP	LU0654618890	0.80			14/03/2012
FF - Global Demographics Fund Y-ACC-USD	LU0528228231	0.80			14/03/2012
FF - Global Dividend Fund A-ACC-EUR	LU1261431768	1.50			07/08/2015
FF - Global Dividend Fund A-ACC-EUR (hedged)	LU0605515377	1.50		1	30/01/2012
FF - Global Dividend Fund A-ACC-HUF (hedged)	LU0979393062	1.50		1	05/11/2013
FF - Global Dividend Fund A-ACC-USD	LU0772969993	1.50			04/05/2012
FF - Global Dividend Fund A-GDIST-EUR	LU2009125860	1.50			26/06/2019
FF - Global Dividend Fund A-HMDIST(G)-AUD (hedged)	LU1005136848	1.50		1	23/01/2014
FF - Global Dividend Fund A-HMDIST(G)-PLN (hedged)	LU1482752117	1.50		1	15/09/2016
FF - Global Dividend Fund A-HMDIST(G)-RMB (hedged)	LU1046421100	1.50		1	09/04/2014
FF - Global Dividend Fund A-MCDIST(G)-SGD (SGD/USD hedged)	LU2375672263	1.50		3	22/09/2021
FF - Global Dividend Fund A-MCDIST(G)-USD	LU1509826696	1.50			22/11/2016
FF - Global Dividend Fund A-MINC(G)-AUD (hedged)	LU0982800491	1.50		1	28/10/2013
FF - Global Dividend Fund A-MINC(G)-EUR	LU0731782826	1.50			30/01/2012
FF - Global Dividend Fund A-MINC(G)-HKD	LU0742537680	1.50			10/05/2012
FF - Global Dividend Fund A-MINC(G)-HKD (hedged)	LU1481011671	1.50		1	12/09/2016
FF - Global Dividend Fund A-MINC(G)-SGD	LU0731783394	1.50			30/01/2012
FF - Global Dividend Fund A-MINC(G)-SGD (hedged)	LU1599440770	1.50		1	10/05/2017
FF - Global Dividend Fund A-MINC(G)-USD	LU0731783048	1.50			30/01/2012
FF - Global Dividend Fund A-MINC(G)-USD (hedged)	LU1481011911	1.50		1	12/09/2016
FF - Global Dividend Fund A-QINC(G)-EUR	LU0731782404	1.50			30/01/2012
FF - Global Dividend Fund A-QINC(G)-USD	LU0731782586	1.50			30/01/2012
FF - Global Dividend Fund D-ACC-EUR	LU1387832436	1.50	0.50		15/04/2016
FF - Global Dividend Fund D-ACC-EUR (hedged)	LU1387832519	1.50	0.50	1	15/04/2016
FF - Global Dividend Fund D-MINC(G)-EUR (hedged)	LU1387832600	1.50	0.50	1	15/04/2016
FF - Global Dividend Fund D-QINC(G)-EUR	LU1387832782	1.50	0.50		15/04/2016
FF - Global Dividend Fund E-ACC-EUR	LU1038895451	1.50	0.75		10/03/2014
FF - Global Dividend Fund E-MINC(G)-EUR (hedged)	LU0840139785	1.50	0.75	1	07/11/2012
FF - Global Dividend Fund I-ACC-EUR	LU0731783477	0.80			30/01/2012
FF - Global Dividend Fund I-ACC-USD (hedged)	LU1261431685	0.80		1	07/08/2015
FF - Global Dividend Fund I-QDIST-EUR	LU2191834295	0.80			24/06/2020
FF - Global Dividend Fund SR-ACC-SGD	LU1380763851	1.30			04/04/2016
FF - Global Dividend Fund SR-MINC(G)-SGD	LU1380763935	1.30			04/04/2016
FF - Global Dividend Fund Svetovych dividend A-ACC-CZK(hdg)	LU0979392924	1.50		1	05/11/2013
FF - Global Dividend Fund W-ACC-GBP	LU1033663052	0.80			11/03/2014
FF - Global Dividend Fund W-QINC(G)-GBP	LU1070707374	0.80			02/06/2014
FF - Global Dividend Fund W-QINCOME(G)-GBP (hedged)	LU1550162645	0.80		1	23/01/2017
FF - Global Dividend Fund Y-ACC-CHF (hedged)	LU1201780084	0.80		1	16/03/2015
FF - Global Dividend Fund Y-ACC-EUR	LU1731833056	0.80			13/12/2017
FF - Global Dividend Fund Y-ACC-EUR (hedged)	LU0605515880	0.80		1	30/01/2012
FF - Global Dividend Fund Y-ACC-USD	LU0605515963	0.80			30/01/2012
FF - Global Dividend Fund Y-EUR	LU1961889166	0.80			13/03/2019
FF - Global Dividend Fund Y-QINC(G)-EUR	LU1169812200	0.80			26/01/2015

\*1. Look-through to underlying portfolio; 2. Look-through to fund reference index; 3. Translation hedging; 4. Custom hedging.  
Prospectus: Fidelity Funds

Share Class Name	ISIN Number	Annual Management Fee rate (%)	Annual Distribution Fee rate (%)	Hedging Methodology*	Launch Date
FF - Global Dividend Fund Y-QINC(G)-USD	LU1560650217	0.80			20/02/2017
FF - Global Dividend Plus Fund A-ACC-EUR	LU0261951957	1.50			25/09/2006
FF - Global Dividend Plus Fund A-ACC-USD	LU2242646235	1.50			09/06/2021
FF - Global Dividend Plus Fund A-EUR	LU0099575291	1.50			01/09/1999
FF - Global Dividend Plus Fund A-GBP	LU0116927707	1.50			08/09/2000
FF - Global Dividend Plus Fund A-GDIST-EUR	LU2242646318	1.50			26/05/2021
FF - Global Dividend Plus Fund A-MCDIST(G)-USD	LU2401740654	1.50	0.00		10/11/2021
FF - Global Dividend Plus Fund A-MDIST-HKD	LU2242646581	1.50			26/05/2021
FF - Global Dividend Plus Fund A-MDIST-USD	LU2242646664	1.50			12/05/2021
FF - Global Dividend Plus Fund A-MINC(G)-AUD (hedged)	LU1920062871	1.50		1	12/12/2018
FF - Global Dividend Plus Fund A-MINC(G)-HKD (hedged)	LU1920062954	1.50		1	12/12/2018
FF - Global Dividend Plus Fund A-MINC(G)-USD (hedged)	LU1920063259	1.50		1	12/12/2018
FF - Global Dividend Plus Fund A-MINCOME(G)-HKD	LU2242646748	1.50			26/05/2021
FF - Global Dividend Plus Fund A-MINCOME(G)-SGD	LU2242646821	1.50			26/05/2021
FF - Global Dividend Plus Fund A-MINCOME(G)-USD	LU2401740738	1.50	0.00		10/11/2021
FF - Global Dividend Plus Fund A-USD	LU2242652126	1.50			12/05/2021
FF - Global Dividend Plus Fund E-ACC-EUR	LU0115774233	1.50	0.75		01/09/2000
FF - Global Dividend Plus Fund I-ACC-EUR	LU1622585831	0.80			31/05/2017
FF - Global Dividend Plus Fund I-ACC-USD	LU2242647043	0.80			12/05/2021
FF - Global Dividend Plus Fund I-USD	LU2242647126	0.80			26/05/2021
FF - Global Dividend Plus Fund W-ACC-GBP	LU1033663722	0.80			11/03/2014
FF - Global Dividend Plus Fund W-GDIST-GBP	LU2242647399	0.80			09/06/2021
FF - Global Dividend Plus Fund Y-ACC-EUR	LU0346389694	0.80			25/03/2008
FF - Global Dividend Plus Fund Y-ACC-USD	LU1711970662	0.80			08/11/2017
FF - Global Dividend Plus Fund Y-EUR	LU0936579696	0.80			09/10/2013
FF - Global Dividend Plus Fund Y-GDIST-EUR	LU2242647472	0.80			09/06/2021
FF - Global Dividend Plus Fund Y-QDIST-USD	LU2387414753	0.80			22/09/2021
FF - Global Dividend Plus Fund Y-USD	LU2242647555	0.80			12/05/2021
FF - Global Equity Income Fund A-ACC-USD	LU1084165130	1.50			15/07/2014
FF - Global Equity Income Fund A-MINC(G)-EUR	LU1084165056	1.50			15/07/2014
FF - Global Equity Income Fund A-QINCOME(G)-EUR	LU2219038036	1.50			26/08/2020
FF - Global Equity Income Fund I-ACC-USD	LU0994413051	0.80			18/11/2013
FF - Global Equity Income Fund I-USD	LU1005136764	0.80			10/01/2014
FF - Global Equity Income Fund W-GBP	LU2206821451	0.80			22/07/2020
FF - Global Equity Income Fund X-ACC-GBP	LU2099031218	0.00			15/01/2020
FF - Global Equity Income Fund Y-ACC-USD	LU1084165213	0.80			15/07/2014
FF - Global Equity Income Fund Y-QINCOME(G)-EUR	LU2219038119	0.80			26/08/2020
FF - Global Financial Services Fund A-ACC-EUR	LU1391767586	1.50			20/04/2016
FF - Global Financial Services Fund A-ACC-SGD	LU1363072403	1.50			19/02/2016
FF - Global Financial Services Fund A-ACC-USD (hedged)	LU1273508926	1.50		1	20/08/2015
FF - Global Financial Services Fund A-EUR	LU0114722498	1.50			01/09/2000
FF - Global Financial Services Fund A-GBP	LU0116932376	1.50			08/09/2000
FF - Global Financial Services Fund A-USD	LU0971096721	1.50			16/10/2013
FF - Global Financial Services Fund E-ACC-EUR	LU0114722738	1.50	0.75		01/09/2000
FF - Global Financial Services Fund I-ACC-EUR	LU1550163023	0.80			23/01/2017
FF - Global Financial Services Fund W-ACC-GBP	LU1033663136	0.80			11/03/2014
FF - Global Financial Services Fund Y-ACC-EUR	LU0346388704	0.80			25/03/2008
FF - Global Financial Services Fund Y-ACC-USD	LU1711970159	0.80			08/11/2017
FF - Global Financial Services Fund Y-EUR	LU0936578532	0.80			25/09/2013
FF - Global Focus Fund A-ACC-EUR (hedged)	LU1366332952	1.50		1	12/05/2016
FF - Global Focus Fund A-ACC-USD	LU1366333091	1.50			12/05/2016
FF - Global Focus Fund A-EUR	LU0157922724	1.50			14/01/2003
FF - Global Focus Fund A-GBP	LU0157924183	1.50			14/01/2003
FF - Global Focus Fund A-USD	LU0157215616	1.50			14/01/2003
FF - Global Focus Fund E-ACC-EUR	LU0157217158	1.50	0.75		14/01/2003

\*1. Look-through to underlying portfolio; 2. Look-through to fund reference index; 3. Translation hedging; 4. Custom hedging.

Share Class Name	ISIN Number	Annual Management Fee rate (%)	Annual Distribution Fee rate (%)	Hedging Methodology*	Launch Date
FF - Global Focus Fund E-ACC-EUR (hedged)	LU1366333174	1.50	0.75	1	12/05/2016
FF - Global Focus Fund I-ACC-CHF	LU2334583171	0.80			28/04/2021
FF - Global Focus Fund I-ACC-EUR	LU2334583254	0.80			28/04/2021
FF - Global Focus Fund I-ACC-GBP	LU2334583338	0.80			28/04/2021
FF - Global Focus Fund I-ACC-USD	LU1366333257	0.80			12/05/2016
FF - Global Focus Fund W-ACC-GBP	LU1033663219	0.80			11/03/2014
FF - Global Focus Fund Y-ACC-EUR	LU0933613696	0.80			03/06/2013
FF - Global Focus Fund Y-ACC-EUR (hedged)	LU1366333331	0.80		1	12/05/2016
FF - Global Focus Fund Y-ACC-USD	LU0370789058	0.80			14/07/2008
FF - Global Focus Fund Y-EUR	LU0936578706	0.80			25/09/2013
FF - Global Health Care Fund A-ACC-EUR	LU0261952419	1.50			25/09/2006
FF - Global Health Care Fund A-ACC-HUF	LU1273508686	1.50			20/08/2015
FF - Global Health Care Fund A-ACC-USD	LU0882574055	1.50			27/03/2013
FF - Global Health Care Fund A-EUR	LU0114720955	1.50			01/09/2000
FF - Global Health Care Fund A-GBP	LU0116931725	1.50			08/09/2000
FF - Global Health Care Fund D-ACC-EUR	LU1387833830	1.50	0.50		04/05/2016
FF - Global Health Care Fund E-ACC-EUR	LU0114721177	1.50	0.75		01/09/2000
FF - Global Health Care Fund I-ACC-EUR	LU1668149443	0.80			23/08/2017
FF - Global Health Care Fund W-ACC-GBP	LU1033663300	0.80			11/03/2014
FF - Global Health Care Fund Y-ACC-EUR	LU0346388969	0.80			25/03/2008
FF - Global Health Care Fund Y-ACC-USD	LU2078916223	0.80			13/11/2019
FF - Global Health Care Fund Y-EUR	LU0936578961	0.80			25/09/2013
FF - Global High Yield Fund A-ACC-USD	LU0740037022	1.00			05/03/2012
FF - Global High Yield Fund A-EUR (hedged)	LU0740037295	1.00		2	05/03/2012
FF - Global High Yield Fund A-MINC-EUR (hedged)	LU0740037378	1.00		2	05/03/2012
FF - Global High Yield Fund E-ACC-EUR	LU0766124472	1.00	0.40		14/05/2012
FF - Global High Yield Fund E-MINC-EUR (hedged)	LU0740037451	1.00	0.40	2	05/03/2012
FF - Global High Yield Fund I-ACC-USD	LU1791708172	0.65			14/03/2018
FF - Global High Yield Fund I-EUR (hedged)	LU0740037535	0.65		2	05/03/2012
FF - Global High Yield Fund Svet. dlhopisu s vysokym vynosom A-ACC-CZK (hedged)	LU1114574418	1.00		2	13/10/2014
FF - Global High Yield Fund Y-ACC-USD	LU1591691891	0.65			24/04/2017
FF - Global High Yield Fund Y-MINC-EUR (hedged)	LU0740037881	0.65		2	05/03/2012
FF - Global Hybrids Bond Fund A-ACC-EUR	LU2207557542	0.90			22/07/2020
FF - Global Hybrids Bond Fund A-ACC-EUR (hedged)	LU2206821022	0.90		2	22/07/2020
FF - Global Hybrids Bond Fund A-EUR	LU2206820990	0.90			22/07/2020
FF - Global Hybrids Bond Fund I-EUR	LU1261432816	0.55			21/09/2015
FF - Global Hybrids Bond Fund Y-ACC-EUR	LU1261433038	0.55			21/09/2015
FF - Global Hybrids Bond Fund Y-ACC-EUR (hedged)	LU1261433111	0.55		2	21/09/2015
FF - Global Hybrids Bond Fund Y-ACC-USD (hedged)	LU1261433624	0.55		2	21/09/2015
FF - Global Hybrids Bond Fund Y-EUR	LU1261433384	0.55			21/09/2015
FF - Global Hybrids Bond Fund Y-EUR (hedged)	LU1261433541	0.55		2	21/09/2015
FF - Global Hybrids Bond Fund Y-USD	LU1261433467	0.55			21/09/2015
FF - Global Income Fund A-ACC-CZK (hedged)	LU1692483032	0.90		2	11/10/2017
FF - Global Income Fund A-ACC-EUR (hedged)	LU0882574998	0.90		2	09/04/2013
FF - Global Income Fund A-ACC-USD	LU0882574303	0.90			09/04/2013
FF - Global Income Fund A-HMDIST(G)-AUD (hedged)	LU1816631466	0.90		2	09/05/2018
FF - Global Income Fund A-MCDIST(G)-USD	LU2156566916	0.90			22/04/2020
FF - Global Income Fund A-MDIST-USD	LU0882574485	0.90			09/04/2013
FF - Global Income Fund A-MINC(G)-HKD (hedged)	LU1481012216	0.90		2	12/09/2016
FF - Global Income Fund A-MINC(G)-USD	LU0882574568	0.90			09/04/2013
FF - Global Income Fund A-MINC(G)-USD (hedged)	LU0997587323	0.90		2	10/01/2014
FF - Global Income Fund A-QINC(G)-EUR (hedged)	LU0893310481	0.90		2	09/04/2013
FF - Global Income Fund E-QINC(G)-EUR (hedged)	LU0893322494	0.90	0.60	2	09/04/2013
FF - Global Income Fund E-QINC(G)-USD	LU1162112384	0.90	0.60		12/01/2015

\*1. Look-through to underlying portfolio; 2. Look-through to fund reference index; 3. Translation hedging; 4. Custom hedging.  
Prospectus: Fidelity Funds

Share Class Name	ISIN Number	Annual Management Fee rate (%)	Annual Distribution Fee rate (%)	Hedging Methodology*	Launch Date
FF - Global Income Fund Fidelity Rentenanlage Zinsertrag A-EUR (hedged)	LU1116431484	0.90		2	08/10/2014
FF - Global Income Fund Y-ACC-EUR (Hedged)	LU1116431641	0.55		2	08/10/2014
FF - Global Industrials Fund A-EUR	LU0114722902	1.50			01/09/2000
FF - Global Industrials Fund A-GBP	LU0116932533	1.50			08/09/2000
FF - Global Industrials Fund E-ACC-EUR	LU0114723033	1.50	0.75		01/09/2000
FF - Global Industrials Fund W-ACC-GBP	LU1033663482	0.80			11/03/2014
FF - Global Industrials Fund Y-ACC-EUR	LU0346389181	0.80			25/03/2008
FF - Global Industrials Fund Y-EUR	LU0936579183	0.80			09/10/2013
FF - Global Inflation-linked Bond Fund A-ACC-EUR (hedged)	LU0353649279	0.50		2	29/05/2008
FF - Global Inflation-linked Bond Fund A-ACC-USD	LU0353648891	0.50			29/05/2008
FF - Global Inflation-linked Bond Fund A-GBP (hedged)	LU0353648974	0.50		2	29/05/2008
FF - Global Inflation-linked Bond Fund E-ACC-EUR (hedged)	LU0353649352	0.50	0.15	2	29/05/2008
FF - Global Inflation-linked Bond Fund I-ACC-EUR (hedged)	LU2067029152	0.30		2	23/10/2019
FF - Global Inflation-linked Bond Fund I-ACC-USD	LU0742537763	0.30			27/02/2012
FF - Global Inflation-linked Bond Fund X-ACC-GBP (hedged)	LU2099031051	0.00		2	15/01/2020
FF - Global Inflation-linked Bond Fund Y-ACC-EUR (hedged)	LU0353649436	0.30		2	29/05/2008
FF - Global Inflation-linked Bond Fund Y-ACC-USD	LU0935944362	0.30			12/06/2013
FF - Global Inflation-linked Bond Fund Y-GBP (hedged)	LU0393653919	0.30		2	14/10/2008
FF - Global Low Volatility Equity Fund A-ACC-EUR	LU2099030756	1.30			15/01/2020
FF - Global Low Volatility Equity Fund A-ACC-HUF	LU1984161692	1.30			24/04/2019
FF - Global Low Volatility Equity Fund A-ACC-USD	LU1912680839	1.30			04/12/2018
FF - Global Low Volatility Equity Fund A-MINC(G)-USD	LU1912680912	1.30			04/12/2018
FF - Global Low Volatility Equity Fund A-MINCOME(G)-SGD (SGD/USD hedged)	LU2057169125	1.30		3	09/10/2019
FF - Global Low Volatility Equity Fund E-ACC-EUR	LU2099030830	1.30	0.75		15/01/2020
FF - Global Low Volatility Equity Fund I-ACC-GBP	LU1912681050	0.25			04/12/2018
FF - Global Low Volatility Equity Fund I-ACC-USD	LU1912681134	0.25			04/12/2018
FF - Global Low Volatility Equity Fund I-GBP	LU1912681217	0.25			04/12/2018
FF - Global Low Volatility Equity Fund W-GBP	LU1912681308	0.65			04/12/2018
FF - Global Low Volatility Equity Fund Y-ACC-EUR	LU2099030913	0.65			15/01/2020
FF - Global Low Volatility Equity Fund Y-ACC-USD	LU1912681480	0.65			04/12/2018
FF - Global Multi Asset Defensive Fund A-ACC-EUR	LU0393653166	1.15			19/01/2009
FF - Global Multi Asset Defensive Fund A-ACC-SGD	LU1235295372	1.15			03/06/2015
FF - Global Multi Asset Defensive Fund A-ACC-USD	LU1295423658	1.15			05/10/2015
FF - Global Multi Asset Defensive Fund A-EUR	LU0413543991	1.15			18/09/2009
FF - Global Multi Asset Defensive Fund D-ACC-EUR	LU1387833756	1.15	0.50		04/05/2016
FF - Global Multi Asset Defensive Fund E-ACC-EUR	LU0393653240	1.15	0.60		19/01/2009
FF - Global Multi Asset Defensive Fund Vermoeg def A-EUR	LU1355508844	1.15			08/02/2016
FF - Global Multi Asset Defensive Fund Y-ACC-EUR	LU1261431925	0.70			07/08/2015
FF - Global Multi Asset Defensive Fund Y-ACC-GBP (GBP/USD hedged)	LU1261431842	0.70		3	07/08/2015
FF - Global Multi Asset Dynamic Fund A-ACC-EUR	LU1431863932	1.25			30/06/2016
FF - Global Multi Asset Dynamic Fund A-ACC-EUR (EUR/USD hedged)	LU1431864237	1.25		3	30/06/2016
FF - Global Multi Asset Dynamic Fund A-ACC-HKD	LU2242650005	1.25			28/04/2021
FF - Global Multi Asset Dynamic Fund A-ACC-USD	LU0261961675	1.25			25/09/2006
FF - Global Multi Asset Dynamic Fund A-EUR	LU1431864070	1.25			30/06/2016
FF - Global Multi Asset Dynamic Fund A-EUR (EUR/USD hedged)	LU1431864153	1.25		3	30/06/2016
FF - Global Multi Asset Dynamic Fund A-USD	LU0080751232	1.25			31/12/1997
FF - Global Multi Asset Dynamic Fund E-ACC-EUR (EUR/USD hedged)	LU1431864310	1.25	0.60	3	30/06/2016
FF - Global Multi Asset Dynamic Fund I-ACC-USD	LU2242650187	0.63			28/04/2021
FF - Global Multi Asset Dynamic Fund W-ACC-GBP	LU2242650260	0.63			28/04/2021
FF - Global Multi Asset Dynamic Fund Y-ACC-EUR	LU1431864583	0.63			30/06/2016
FF - Global Multi Asset Growth & Income Fund A-ACC-EUR	LU0267387685	1.25			30/10/2006

\*1. Look-through to underlying portfolio; 2. Look-through to fund reference index; 3. Translation hedging; 4. Custom hedging.  
Prospectus: Fidelity Funds



Share Class Name	ISIN Number	Annual Management Fee rate (%)	Annual Distribution Fee rate (%)	Hedging Methodology*	Launch Date
FF - Global Multi Asset Growth & Income Fund A-ACC-EUR (EUR/USD hedged)	LU0365262384	1.25		3	20/05/2008
FF - Global Multi Asset Growth & Income Fund A-ACC-SGD	LU1235295455	1.25			03/06/2015
FF - Global Multi Asset Growth & Income Fund A-EUR	LU0267387503	1.25			30/10/2006
FF - Global Multi Asset Growth & Income Fund A-USD	LU0267386521	1.25			30/10/2006
FF - Global Multi Asset Growth & Income Fund E-ACC-EUR	LU0267388147	1.25	0.60		30/10/2006
FF - Global Multi Asset Growth & Income Fund E-ACC-EUR (EUR/USD hedged)	LU0365263192	1.25	0.60	3	20/05/2008
FF - Global Multi Asset Growth & Income Fund I-ACC-USD	LU2242648363	0.70			23/06/2021
FF - Global Multi Asset Growth & Income Fund Vermoegensverwaltung mod A-EUR (EUR/USD hedged)	LU1355509065	1.25		3	08/02/2016
FF - Global Multi Asset Growth & Income Fund W-GDIST-GBP	LU2242648447	0.70			23/06/2021
FF - Global Multi Asset Growth & Income Fund Y-ACC-EUR	LU1261432147	0.70			07/08/2015
FF - Global Multi Asset Growth & Income Fund Y-ACC-EUR (EUR/USD hedged)	LU1261432220	0.70		3	07/08/2015
FF - Global Multi Asset Growth & Income Fund Y-ACC-USD	LU0346392300	0.70			17/03/2008
FF - Global Multi Asset Growth & Income Fund Y-MCDIST(G)-USD	LU2242648520	0.70			23/06/2021
FF - Global Multi Asset Income Fund A-ACC-EUR	LU1116430247	1.25			08/10/2014
FF - Global Multi Asset Income Fund A-ACC-EUR (hedged)	LU0987487336	1.25		1	11/11/2013
FF - Global Multi Asset Income Fund A-ACC-HKD	LU0905234067	1.25			27/03/2013
FF - Global Multi Asset Income Fund A-ACC-HUF (hedged)	LU1088281024	1.25		1	28/07/2014
FF - Global Multi Asset Income Fund A-ACC-JPY (hedged)	LU1295424110	1.25		1	05/10/2015
FF - Global Multi Asset Income Fund A-ACC-PLN (PLN/USD hedged)	LU1306267185	1.25		3	21/10/2015
FF - Global Multi Asset Income Fund A-ACC-SEK (SEK/USD hedged)	LU1380764156	1.25		3	29/03/2016
FF - Global Multi Asset Income Fund A-ACC-USD	LU0905233846	1.25			27/03/2013
FF - Global Multi Asset Income Fund A-ACC-USD (hedged)	LU0997587596	1.25		1	23/05/2014
FF - Global Multi Asset Income Fund A-EUR	LU1333218029	1.25			21/12/2015
FF - Global Multi Asset Income Fund A-HMDIST(G)-AUD (hedged)	LU1046420987	1.25		1	09/04/2014
FF - Global Multi Asset Income Fund A-HMDIST(G)-PLN (PLN/USD hedged)	LU1340200838	1.25		3	18/02/2016
FF - Global Multi Asset Income Fund A-MCDIST(G)-SGD (SGD/USD hedged)	LU1883994011	1.25		3	12/12/2018
FF - Global Multi Asset Income Fund A-MCDIST(G)-USD	LU1883993989	1.25			12/12/2018
FF - Global Multi Asset Income Fund A-MDIST-Euro	LU1563521951	1.25			17/02/2017
FF - Global Multi Asset Income Fund A-MINC(G)-AUD (hedged)	LU0982800228	1.25		1	28/10/2013
FF - Global Multi Asset Income Fund A-MINC(G)-HKD	LU0905234497	1.25			27/03/2013
FF - Global Multi Asset Income Fund A-MINC(G)-JPY (hedged)	LU1295423815	1.25		1	05/10/2015
FF - Global Multi Asset Income Fund A-MINC(G)-SGD	LU1084809471	1.25			21/07/2014
FF - Global Multi Asset Income Fund A-MINC(G)-SGD (SGD/USD hedged)	LU1391767313	1.25		3	15/04/2016
FF - Global Multi Asset Income Fund A-MINC(G)-USD	LU0905234141	1.25			27/03/2013
FF - Global Multi Asset Income Fund A-QINC(G)-EUR (hedged)	LU0987487419	1.25		1	11/11/2013
FF - Global Multi Asset Income Fund A-QINC(G)-SGD	LU0905234570	1.25			27/03/2013
FF - Global Multi Asset Income Fund D-ACC-EUR	LU1387831974	1.25	0.50		15/04/2016
FF - Global Multi Asset Income Fund D-ACC-EUR (hedged)	LU1387832196	1.25	0.50	1	15/04/2016
FF - Global Multi Asset Income Fund D-MINC(G)-EUR	LU1387832279	1.25	0.50		15/04/2016
FF - Global Multi Asset Income Fund D-QINC(G)-EUR (hedged)	LU1387832352	1.25	0.50	1	15/04/2016
FF - Global Multi Asset Income Fund E-ACC-EUR	LU2178498619	1.25	0.60		27/05/2020
FF - Global Multi Asset Income Fund E-ACC-EUR (hedged)	LU1116430676	1.25	0.60	1	08/10/2014
FF - Global Multi Asset Income Fund E-QINC(G)-EUR (hedged)	LU0987487500	1.25	0.60	1	11/11/2013
FF - Global Multi Asset Income Fund E-QINC(G)-USD	LU1116430916	1.25	0.60		08/10/2014
FF - Global Multi Asset Income Fund Fidelity Zins & Dividende A-GDIST-EUR (hedged)	LU1129851157	1.25		1	17/11/2014
FF - Global Multi Asset Income Fund I-ACC-EUR	LU1862482442	0.70			08/08/2018
FF - Global Multi Asset Income Fund I-ACC-EUR (hedged)	LU0985943025	0.70		4	28/10/2013
FF - Global Multi Asset Income Fund I-ACC-GBP	LU0987487849	0.70			11/11/2013
FF - Global Multi Asset Income Fund I-ACC-USD	LU1563522173	0.70			17/02/2017

\*1. Look-through to underlying portfolio; 2. Look-through to fund reference index; 3. Translation hedging; 4. Custom hedging.  
Prospectus: Fidelity Funds

Share Class Name	ISIN Number	Annual Management Fee rate (%)	Annual Distribution Fee rate (%)	Hedging Methodology*	Launch Date
FF - Global Multi Asset Income Fund I-EUR (EUR/USD hedged)	LU2055639970	0.70		3	25/09/2019
FF - Global Multi Asset Income Fund I-GMDIST-GBP	LU1961888945	0.70			13/03/2019
FF - Global Multi Asset Income Fund Urok a dividenda A-ACC-CZK(CZK/USD hedged)	LU1322385888	1.25		3	30/11/2015
FF - Global Multi Asset Income Fund X-QDIST-EUR (EUR/USD hedged)	LU1858157149	0.00		3	25/07/2018
FF - Global Multi Asset Income Fund Y-ACC-EUR	LU0979392502	0.70			16/10/2013
FF - Global Multi Asset Income Fund Y-ACC-EUR (hedged)	LU1097728445	0.70		1	28/08/2014
FF - Global Multi Asset Income Fund Y-ACC-USD	LU1797663298	0.70			28/03/2018
FF - Global Multi Asset Income Fund Y-MINC(G)-GBP (GBP/USD hedged)	LU1698187975	0.70		3	11/10/2017
FF - Global Multi Asset Income Fund Y-MINC(G)-USD	LU1622746433	0.70			09/06/2017
FF - Global Multi Asset Income Fund Y-QINC(G)-EUR (hedged)	LU0987487765	0.70		1	11/11/2013
FF - Global Property Fund A-ACC-EUR	LU0237698757	1.50			05/12/2005
FF - Global Property Fund A-ACC-HUF	LU1273508413	1.50			20/08/2015
FF - Global Property Fund A-ACC-USD	LU0237698914	1.50			05/12/2005
FF - Global Property Fund A-EUR	LU0237697510	1.50			05/12/2005
FF - Global Property Fund A-GBP	LU0237697940	1.50			05/12/2005
FF - Global Property Fund A-USD	LU0237698245	1.50			05/12/2005
FF - Global Property Fund E-ACC-EUR	LU0237699995	1.50	0.75		05/12/2005
FF - Global Property Fund I-ACC-USD	LU2201876161	0.80			08/07/2020
FF - Global Property Fund W-ACC-GBP	LU1033663565	0.80			11/03/2014
FF - Global Property Fund Y-ACC-EUR	LU0951203008	0.80			12/09/2013
FF - Global Property Fund Y-ACC-USD	LU0346391088	0.80			25/03/2008
FF - Global Short Duration Income Fund A-ACC-EUR	LU0766124712	0.75			14/05/2012
FF - Global Short Duration Income Fund A-ACC-EUR (EUR/USD hedged)	LU1731833304	0.75		3	13/12/2017
FF - Global Short Duration Income Fund A-ACC-USD	LU0390710027	0.75			25/11/2008
FF - Global Short Duration Income Fund A-MDIST-EUR	LU0718465395	0.75			19/12/2011
FF - Global Short Duration Income Fund A-MDIST-USD	LU0390710613	0.75			25/11/2008
FF - Global Short Duration Income Fund A-MINC-EUR	LU0840141252	0.75			07/11/2012
FF - Global Short Duration Income Fund A-QINC(G)-EUR (EUR/USD hedged)	LU1731833486	0.75		3	13/12/2017
FF - Global Short Duration Income Fund E-ACC-EUR (EUR/USD hedged)	LU1731833569	0.75	0.30	3	13/12/2017
FF - Global Short Duration Income Fund E-MDIST-EUR	LU0718467177	0.75	0.30		19/12/2011
FF - Global Short Duration Income Fund E-MINC-EUR	LU0840141500	0.75	0.30		07/11/2012
FF - Global Short Duration Income Fund E-QINC(G)-EUR (EUR/USD hedged)	LU1731833643	0.75	0.30	3	13/12/2017
FF - Global Short Duration Income Fund W-QINC-GBP (GBP/USD hedged)	LU2184872203	0.40		3	10/06/2020
FF - Global Short Duration Income Fund X-QDIST(G)-AUD(AUD/USD hedged)	LU2345083260	0.00		3	09/06/2021
FF - Global Short Duration Income Fund Y-ACC-EUR	LU0766124803	0.40			14/05/2012
FF - Global Short Duration Income Fund Y-ACC-EUR (EUR/USD hedged)	LU1731833726	0.40		3	13/12/2017
FF - Global Short Duration Income Fund Y-ACC-USD	LU1797663371	0.40			28/03/2018
FF - Global Technology Fund A-ACC-EUR	LU1213836080	1.50			16/04/2015
FF - Global Technology Fund A-ACC-EUR (hedged)	LU1841614867	1.50		1	11/07/2018
FF - Global Technology Fund A-ACC-HUF	LU1984161932	1.50			24/04/2019
FF - Global Technology Fund A-ACC-SGD	LU1823568750	1.50			13/06/2018
FF - Global Technology Fund A-ACC-USD	LU1046421795	1.50			09/04/2014
FF - Global Technology Fund A-ACC-USD (hedged)	LU1235294995	1.50		1	03/06/2015
FF - Global Technology Fund A-EUR	LU0099574567	1.50			01/09/1999
FF - Global Technology Fund A-GBP	LU0116926998	1.50			08/09/2000
FF - Global Technology Fund D-ACC-EUR	LU1387835298	1.50	0.50		04/05/2016
FF - Global Technology Fund E-ACC-EUR	LU0115773425	1.50	0.75		01/09/2000

\*1. Look-through to underlying portfolio; 2. Look-through to fund reference index; 3. Translation hedging; 4. Custom hedging.  
Prospectus: Fidelity Funds

Share Class Name	ISIN Number	Annual Management Fee rate (%)	Annual Distribution Fee rate (%)	Hedging Methodology*	Launch Date
FF - Global Technology Fund I-ACC-EUR	LU1642889601	0.80			11/07/2017
FF - Global Technology Fund I-ACC-Euro (hedged)	LU2082327623	0.80		1	27/11/2019
FF - Global Technology Fund I-ACC-USD	LU1457522305	0.80			16/08/2016
FF - Global Technology Fund W-ACC-GBP	LU1033663649	0.80			11/03/2014
FF - Global Technology Fund Y-ACC-EUR	LU0346389348	0.80			17/03/2008
FF - Global Technology Fund Y-ACC-EUR (hedged)	LU1482751903	0.80		1	15/09/2016
FF - Global Technology Fund Y-ACC-USD	LU1560650563	0.80			23/02/2017
FF - Global Technology Fund Y-EUR	LU0936579340	0.80			12/09/2013
FF - Global Thematic Opportunities Fund A-ACC-EUR	LU0251129895	1.50			03/07/2006
FF - Global Thematic Opportunities Fund A-ACC-HKD	LU2242649171	1.50			14/04/2021
FF - Global Thematic Opportunities Fund A-ACC-HUF	LU2373640668	1.50	0.00		11/08/2021
FF - Global Thematic Opportunities Fund A-ACC-USD	LU0251132253	1.50			03/07/2006
FF - Global Thematic Opportunities Fund A-EUR	LU0069451390	1.50			16/02/2004
FF - Global Thematic Opportunities Fund A-SGD	LU2242649254	1.50			14/04/2021
FF - Global Thematic Opportunities Fund A-USD	LU0048584097	1.50			31/12/1991
FF - Global Thematic Opportunities Fund D-ACC-EUR	LU2366186331	1.50	0.50		28/07/2021
FF - Global Thematic Opportunities Fund E-ACC-EUR	LU2334583098	1.50	0.75		28/04/2021
FF - Global Thematic Opportunities Fund I-ACC-USD	LU2242649338	0.80			14/04/2021
FF - Global Thematic Opportunities Fund W-ACC-GBP	LU1033663995	0.80			11/03/2014
FF - Global Thematic Opportunities Fund W-GBP	LU2242649502	0.80			28/04/2021
FF - Global Thematic Opportunities Fund Y-ACC-Euro	LU2242649684	0.80			14/04/2021
FF - Global Thematic Opportunities Fund Y-ACC-SGD	LU2242649767	0.80			14/04/2021
FF - Global Thematic Opportunities Fund Y-ACC-USD	LU0370789132	0.80			14/07/2008
FF - Global Thematic Opportunities Fund Y-EUR	LU0936580785	0.80			09/10/2013
FF - Global Thematic Opportunities Fund Y-USD	LU0936580512	0.80			09/10/2013
FF - Greater China Fund A-ACC-EUR	LU1400166911	1.50			05/05/2016
FF - Greater China Fund A-ACC-NOK	LU1808853748	1.50			25/04/2018
FF - Greater China Fund A-ACC-USD	LU1224710126	1.50			19/05/2015
FF - Greater China Fund A-SGD	LU0370786039	1.50			09/07/2008
FF - Greater China Fund A-USD	LU0048580855	1.50			01/10/1990
FF - Greater China Fund D-ACC-EUR	LU1387835611	1.50	0.50		04/05/2016
FF - Greater China Fund E-ACC-EUR	LU0115765595	1.50	0.75		01/09/2000
FF - Greater China Fund I-ACC-USD	LU1575869638	0.80			16/03/2017
FF - Greater China Fund II S-ACC-SGD	LU0605518397	0.80			16/05/2011
FF - Greater China Fund SR-ACC-SGD	LU1235261044	1.30			12/06/2015
FF - Greater China Fund Y-ACC-USD	LU0346391161	0.80			25/03/2008
FF - Greater China Multi Asset Growth & Income Fund A-ACC-USD	LU1366333505	1.25			01/03/2016
FF - Greater China Multi Asset Growth & Income Fund A-HMDIST(G)-AUD (AUD/USD hedged)	LU1439104586	1.25		3	23/02/2017
FF - Greater China Multi Asset Growth & Income Fund A-MINC(G)-AUD (AUD/USD hedged)	LU1439103265	1.25		3	23/02/2017
FF - Greater China Multi Asset Growth & Income Fund A-MINC(G)-CAD (CAD/USD hedged)	LU1439104743	1.25		3	23/02/2017
FF - Greater China Multi Asset Growth & Income Fund A-MINC(G)-GBP (GBP/USD hedged)	LU1439104404	1.25		3	23/02/2017
FF - Greater China Multi Asset Growth & Income Fund A-MINC(G)-HKD	LU1439103422	1.25			23/02/2017
FF - Greater China Multi Asset Growth & Income Fund A-MINC(G)-SGD	LU1439103000	1.25			23/02/2017
FF - Greater China Multi Asset Growth & Income Fund A-MINC(G)-USD	LU1439102887	1.25			23/02/2017
FF - Iberia Fund A-ACC-EUR	LU0261948904	1.50			25/09/2006
FF - Iberia Fund A-EUR	LU0048581077	1.50			01/10/1990
FF - Iberia Fund E-ACC-EUR	LU0115765678	1.50	0.75		01/09/2000
FF - Iberia Fund I-ACC-EUR	LU1417855837	0.80			03/06/2016
FF - Iberia Fund Y-ACC-EUR	LU0346389850	0.80			17/03/2008

\*1. Look-through to underlying portfolio; 2. Look-through to fund reference index; 3. Translation hedging; 4. Custom hedging.  
Prospectus: Fidelity Funds

Share Class Name	ISIN Number	Annual Management Fee rate (%)	Annual Distribution Fee rate (%)	Hedging Methodology*	Launch Date
FF - India Focus Fund A-ACC-USD	LU1805238398	1.50			11/04/2018
FF - India Focus Fund A-EUR	LU0197230542	1.50			23/08/2004
FF - India Focus Fund A-GBP	LU0197230971	1.50			23/08/2004
FF - India Focus Fund A-SGD	LU0287143357	1.50			27/08/2007
FF - India Focus Fund A-USD	LU0197229882	1.50			23/08/2004
FF - India Focus Fund E-ACC-EUR	LU2178498379	1.50	0.75		27/05/2020
FF - India Focus Fund I-ACC-USD	LU0742534745	0.80			25/10/2017
FF - India Focus Fund Y-ACC-EUR	LU1306267268	0.80			21/10/2015
FF - India Focus Fund Y-ACC-USD	LU0346391245	0.80			17/03/2008
FF - India Focus Fund Y-EUR	LU0936579852	0.80			12/09/2013
FF - India Focus Fund Y-GBP	LU0457960192	0.80			26/10/2009
FF - India Focus Fund Y-USD	LU0936580199	0.80			09/10/2013
FF - Indonesia Fund A-USD	LU0055114457	1.50			05/12/1994
FF - Indonesia Fund Y-ACC-USD	LU0346391328	0.80			25/03/2008
FF - Indonesia Fund Y-USD	LU0936580355	0.80			09/10/2013
FF - Instl Emerging Markets Equity Fund I-ACC-EUR	LU0261963291	0.80			02/05/2007
FF - Instl Emerging Markets Equity Fund I-ACC-JPY	LU1439739308	0.80			12/07/2016
FF - Instl Emerging Markets Equity Fund I-ACC-USD	LU0261963887	0.80			14/08/2006
FF - Instl European Larger Companies Fund R-ACC-EUR	LU2038752072	0.80			14/08/2019
FF - Instl Global Focus Fund I-ACC-EUR	LU0287143605	0.80			02/05/2007
FF - Instl Global Sector Fund I-ACC-GBP	LU0965548422	0.80			21/10/2013
FF - Instl Japan Fund I-ACC-JPY	LU0195660641	0.80			31/01/2006
FF - Instl Us High Yield Fund I-ACC-USD	LU1668667667	0.65			28/11/2017
FF - Instl US High Yield Fund Y-ACC-USD	LU1668667824	0.65			28/11/2017
FF - Italy Fund A-ACC-EUR	LU0922333322	1.50			07/05/2013
FF - Italy Fund A-EUR	LU0048584766	1.50			01/10/1990
FF - Italy Fund D-ACC-EUR	LU1387835702	1.50	0.50		04/05/2016
FF - Italy Fund E-ACC-EUR	LU0283901063	1.50	0.75		19/03/2007
FF - Italy Fund I-ACC-Euro	LU1946852545	0.80			27/02/2019
FF - Italy Fund Y-ACC-EUR	LU0318940342	0.80			22/10/2007
FF - Italy Fund Y-EUR	LU1273507951	0.80			20/08/2015
FF - Japan Advantage Fund A-ACC-EUR	LU0413543058	1.50			23/02/2009
FF - Japan Advantage Fund A-ACC-JPY	LU0413544379	1.50			18/09/2009
FF - Japan Advantage Fund A-ACC-USD (hedged)	LU0997587083	1.50		1	10/01/2014
FF - Japan Advantage Fund A-EUR (hedged)	LU0611489658	1.50		1	28/03/2011
FF - Japan Advantage Fund A-JPY	LU0161332480	1.50			30/01/2003
FF - Japan Advantage Fund I-ACC-JPY	LU1777188316	0.80			28/02/2018
FF - Japan Advantage Fund W-ACC-GBP	LU2178498296	0.80			27/05/2020
FF - Japan Advantage Fund Y-ACC-EUR	LU0933613423	0.80			03/06/2013
FF - Japan Advantage Fund Y-ACC-JPY	LU0370789561	0.80			14/07/2008
FF - Japan Advantage Fund Y-EUR (hedged)	LU1777188233	0.80		1	28/02/2018
FF - Japan Aggressive Fund A-JPY	LU1060955314	1.50			06/05/2014
FF - Japan Aggressive Fund I-ACC-JPY	LU0261965585	0.80			14/08/2006
FF - Japan Aggressive Fund Y-ACC-EUR	LU1449576799	0.80			25/07/2016
FF - Japan Aggressive Fund Y-ACC-EUR (hedged)	LU1060955405	0.80		1	06/05/2014
FF - Japan Aggressive Fund Y-ACC-JPY	LU1060955660	0.80			06/05/2014
FF - Japan Smaller Companies Fund A-ACC-EUR	LU1048684440	1.50			02/04/2014
FF - Japan Smaller Companies Fund A-ACC-USD (hedged)	LU0997587166	1.50		2	10/01/2014
FF - Japan Smaller Companies Fund A-JPY	LU0048587603	1.50			06/12/1991
FF - Japan Smaller Companies Fund I-USD	LU1777189470	0.80			28/02/2018
FF - Japan Smaller Companies Fund Y-ACC-JPY	LU0370789306	0.80			14/07/2008
FF - Latin America Fund A-ACC-EUR	LU1213835942	1.50			16/04/2015
FF - Latin America Fund A-ACC-USD	LU1224710043	1.50			19/05/2015
FF - Latin America Fund A-USD	LU0050427557	1.50			09/05/1994
FF - Latin America Fund D-ACC-EUR	LU1387834994	1.50	0.50		04/05/2016

\*1. Look-through to underlying portfolio; 2. Look-through to fund reference index; 3. Translation hedging; 4. Custom hedging.  
Prospectus: Fidelity Funds

Share Class Name	ISIN Number	Annual Management Fee rate (%)	Annual Distribution Fee rate (%)	Hedging Methodology*	Launch Date
FF - Latin America Fund E-ACC-EUR	LU0115767021	1.50	0.75		01/09/2000
FF - Latin America Fund I-ACC-USD	LU1560649805	0.80			20/02/2017
FF - Latin America Fund W-ACC-GBP	LU1033664027	0.80			11/03/2014
FF - Latin America Fund Y-ACC-EUR	LU1731832835	0.80			13/12/2017
FF - Latin America Fund Y-ACC-USD	LU0346391674	0.80			25/03/2008
FF - Latin America Fund Y-EUR	LU1731834021	0.80			13/12/2017
FF - Latin America Fund Y-USD	LU0936581320	0.80			09/10/2013
FF - Malaysia Fund A-USD	LU0048587868	1.50			01/10/1990
FF - Malaysia Fund Y-ACC-USD	LU0346391757	0.80			25/03/2008
FF - Multi Asset Target Income 2024 Fund A-ACC-EUR	LU1812926019	0.80			23/05/2018
FF - Multi Asset Target Income 2024 Fund A-CDIST(G)-EUR	LU1777188076	0.80			23/05/2018
FF - Multi Asset Target Income 2024 Fund Y-CDIST(G)-EUR	LU1777188159	0.45			23/05/2018
FF - Nordic Fund A-ACC-EUR	LU0922334643	1.50			07/05/2013
FF - Nordic Fund A-ACC-SEK	LU0261949381	1.50			25/09/2006
FF - Nordic Fund A-ACC-USD (hedged)	LU0997586861	1.50		1	10/01/2014
FF - Nordic Fund A-SEK	LU0048588080	1.50			01/10/1990
FF - Nordic Fund Y-ACC-EUR	LU1808854043	0.80			25/04/2018
FF - Nordic Fund Y-ACC-EUR (hedged)	LU1711971983	0.80		1	08/11/2017
FF - Nordic Fund Y-ACC-SEK	LU0346392995	0.80			25/03/2008
FF - Nordic Fund Y-SEK	LU1777189041	0.80			28/02/2018
FF - Pacific Fund A-ACC-EUR	LU0368678339	1.50			02/06/2008
FF - Pacific Fund A-ACC-HUF	LU1273508769	1.50			20/08/2015
FF - Pacific Fund A-SGD	LU1046422090	1.50			09/04/2014
FF - Pacific Fund A-USD	LU0049112450	1.50			10/01/1994
FF - Pacific Fund A-USD (hedged)	LU1235295612	1.50		1	03/06/2015
FF - Pacific Fund E-ACC-EUR	LU1116431997	1.50	0.75		08/10/2014
FF - Pacific Fund I-ACC-USD	LU1560650050	0.80			20/02/2017
FF - Pacific Fund W-ACC-GBP	LU1033664373	0.80			11/03/2014
FF - Pacific Fund Y-ACC-EUR	LU0951203180	0.80			12/09/2013
FF - Pacific Fund Y-ACC-USD	LU0346391831	0.80			17/03/2008
FF - Pacific Fund Y-USD	LU0936581676	0.80			09/10/2013
FF - Singapore Fund A-SGD	LU0287143431	1.50			27/08/2007
FF - Singapore Fund A-USD	LU0048588163	1.50			01/10/1990
FF - Singapore Fund Y-ACC-SGD	LU1046422686	0.80			09/04/2014
FF - Singapore Fund Y-ACC-USD	LU0346391914	0.80			25/03/2008
FF - Singapore Fund Y-SGD	LU1284735484	0.80			15/09/2015
FF - Singapore Fund Y-USD	LU1284736292	0.80			15/09/2015
FF - SMART Global Defensive Fund A-ACC-EUR	LU0251130554	1.15			03/07/2006
FF - SMART Global Defensive Fund A-ACC-EUR (EUR/USD hedged)	LU1431865044	1.15		3	30/06/2016
FF - SMART Global Defensive Fund A-ACC-USD	LU1431864740	1.15			30/06/2016
FF - SMART Global Defensive Fund A-EUR	LU0056886558	1.15			04/08/1997
FF - SMART Global Defensive Fund A-EUR (EUR/USD hedged)	LU1431864823	1.15		3	30/06/2016
FF - SMART Global Defensive Fund E-ACC-EUR (EUR/USD hedged)	LU1431865127	1.15	0.60	3	30/06/2016
FF - SMART Global Defensive Fund I-ACC-EUR (EUR/USD hedged)	LU1808853235	0.58		3	25/04/2018
FF - SMART Global Defensive Fund Y-ACC-EUR	LU1431865473	0.58			30/06/2016
FF - Sterling Cash Fund A-ACC-GBP	LU0766125016	0.40			15/01/2016
FF - Sterling Cash Fund W-ACC-GBP	LU1303741661	0.20			15/01/2016
FF - Strategic European Fund A-ACC-EUR	LU2342928038	1.50			15/07/2021
FF - Strategic European Fund I-ACC-EUR	LU2342928111	0.80			15/07/2021
FF - Strategic European Fund W-ACC-GBP	LU2342928384	0.80			15/07/2021
FF - Strategic European Fund Y-ACC-EUR	LU2342928202	0.80			15/07/2021
FF - Sustainable Asia Equity Fund A-ACC-EUR	LU0261946445	1.50			25/09/2006
FF - Sustainable Asia Equity Fund A-ACC-EUR (hedged)	LU2348703278	1.50		1	09/06/2021
FF - Sustainable Asia Equity Fund A-ACC-NOK	LU1808853409	1.50			25/04/2018
FF - Sustainable Asia Equity Fund A-ACC-USD	LU0261947096	1.50			25/09/2006

\*1. Look-through to underlying portfolio; 2. Look-through to fund reference index; 3. Translation hedging; 4. Custom hedging.  
Prospectus: Fidelity Funds

Share Class Name	ISIN Number	Annual Management Fee rate (%)	Annual Distribution Fee rate (%)	Hedging Methodology*	Launch Date
FF - Sustainable Asia Equity Fund A-EUR	LU0069452877	1.50			16/02/2004
FF - Sustainable Asia Equity Fund A-GBP	LU0251126107	1.50			26/06/2006
FF - Sustainable Asia Equity Fund A-SGD	LU0251144936	1.50			15/05/2006
FF - Sustainable Asia Equity Fund A-USD	LU0048597586	1.50			01/10/1990
FF - Sustainable Asia Equity Fund C-USD	LU0324710481	1.50	1.00		05/11/2007
FF - Sustainable Asia Equity Fund E-ACC-EUR	LU0115768185	1.50	0.75		01/09/2000
FF - Sustainable Asia Equity Fund I-ACC-EUR	LU1400167562	0.80			05/05/2016
FF - Sustainable Asia Equity Fund I-ACC-NOK	LU2327456146	0.80			14/04/2021
FF - Sustainable Asia Equity Fund I-ACC-USD	LU1777188829	0.80			28/02/2018
FF - Sustainable Asia Equity Fund SR-ACC-SGD	LU1235261630	1.30			12/06/2015
FF - Sustainable Asia Equity Fund W-ACC-GBP	LU1033664456	0.80			11/03/2014
FF - Sustainable Asia Equity Fund Y-ACC-EUR	LU0880599641	0.80			04/02/2013
FF - Sustainable Asia Equity Fund Y-ACC-EUR (hedged)	LU2348702627	0.80		1	09/06/2021
FF - Sustainable Asia Equity Fund Y-ACC-USD	LU0318941159	0.80			22/10/2007
FF - Sustainable Asia Equity Fund Y-EUR	LU0951203347	0.80			12/09/2013
FF - Sustainable Asia Equity Fund Y-USD	LU0936582054	0.80			09/10/2013
FF - Sustainable Asian Bond Fund A-ACC-EUR	LU2386144906	1.00			17/11/2021
FF - Sustainable Asian Bond Fund A-ACC-EUR (hedged)	LU2386145978	1.00		2	17/11/2021
FF - Sustainable Asian Bond Fund A-ACC-USD	LU2386145036	1.00			17/11/2021
FF - Sustainable Asian Bond Fund A-MINCOME(G)-SGD (hedged)	LU2386145200	1.00		2	17/11/2021
FF - Sustainable Asian Bond Fund E-ACC-USD	LU2386146190	1.00	0.50		17/11/2021
FF - Sustainable Asian Bond Fund I-ACC-EUR	LU2386145382	0.55			17/11/2021
FF - Sustainable Asian Bond Fund I-ACC-USD	LU2386145465	0.55			17/11/2021
FF - Sustainable Asian Bond Fund W-ACC-GBP	LU2386145549	0.55			17/11/2021
FF - Sustainable Asian Bond Fund Y-ACC-EUR	LU2386145622	0.55			17/11/2021
FF - Sustainable Asian Bond Fund Y-ACC-USD	LU2386145895	0.55			17/11/2021
FF - Sustainable China A Shares Fund A-ACC-EUR	LU2385790154	1.50	0.00		17/11/2021
FF - Sustainable China A Shares Fund A-ACC-RMB	LU2385789222	1.50	0.00		17/11/2021
FF - Sustainable China A Shares Fund A-ACC-SGD (SGD/USD hedged)	LU2385789495	1.50	0.00	3	17/11/2021
FF - Sustainable China A Shares Fund A-ACC-USD	LU2385789578	1.50	0.00		17/11/2021
FF - Sustainable China A Shares Fund A-EUR	LU2385790238	1.50	0.00		17/11/2021
FF - Sustainable China A Shares Fund E-ACC-EUR	LU2385789651	1.50	0.75		17/11/2021
FF - Sustainable China A Shares Fund I-ACC-USD	LU2385789735	0.80	0.00		17/11/2021
FF - Sustainable China A Shares Fund W-ACC-GBP	LU2385789818	0.80	0.00		17/11/2021
FF - Sustainable China A Shares Fund Y-ACC-EUR	LU2385790402	0.80	0.00		17/11/2021
FF - Sustainable China A Shares Fund Y-ACC-USD	LU2385790071	0.80	0.00		17/11/2021
FF - Sustainable Climate Solutions Fund A-ACC-EUR	LU2376061086	1.50			18/08/2021
FF - Sustainable Climate Solutions Fund A-ACC-HUF	LU2373640585	1.50			11/08/2021
FF - Sustainable Climate Solutions Fund A-ACC-SGD (SGD/USD hedged)	LU2348336343	1.50	0.00	3	06/07/2021
FF - Sustainable Climate Solutions Fund A-ACC-USD	LU2348335964	1.50	0.00		06/07/2021
FF - Sustainable Climate Solutions Fund A-EUR	LU2349440961	1.50			14/07/2021
FF - Sustainable Climate Solutions Fund E-ACC-EUR	LU2348336004	1.50	0.75		06/07/2021
FF - Sustainable Climate Solutions Fund I-ACC-GBP	LU2348336426	0.80	0.00		06/07/2021
FF - Sustainable Climate Solutions Fund I-ACC-USD	LU2348336186	0.80	0.00		06/07/2021
FF - Sustainable Climate Solutions Fund W-ACC-GBP	LU2348336699	0.80	0.00		06/07/2021
FF - Sustainable Climate Solutions Fund Y-ACC-USD	LU2348336269	0.80	0.00		06/07/2021
FF - Sustainable Consumer Brands Fund A-ACC-EUR	LU1805238125	1.50			11/04/2018
FF - Sustainable Consumer Brands Fund A-ACC-HKD	LU2347768272	1.50			27/10/2021
FF - Sustainable Consumer Brands Fund A-ACC-HUF	LU1273508504	1.50			20/08/2015
FF - Sustainable Consumer Brands Fund A-ACC-USD	LU0882574139	1.50			27/03/2013
FF - Sustainable Consumer Brands Fund A-EUR	LU0114721508	1.50			01/09/2000
FF - Sustainable Consumer Brands Fund A-GBP	LU0116932293	1.50			08/09/2000
FF - Sustainable Consumer Brands Fund D-ACC-EUR	LU1387833590	1.50	0.50		15/04/2016

\*1. Look-through to underlying portfolio; 2. Look-through to fund reference index; 3. Translation hedging; 4. Custom hedging.  
Prospectus: Fidelity Funds

Share Class Name	ISIN Number	Annual Management Fee rate (%)	Annual Distribution Fee rate (%)	Hedging Methodology*	Launch Date
FF - Sustainable Consumer Brands Fund D-ACC-EUR (hedged)	LU1387834218	1.50	0.50	1	04/05/2016
FF - Sustainable Consumer Brands Fund E-ACC-EUR	LU0840140957	1.50	0.75		07/11/2012
FF - Sustainable Consumer Brands Fund E-ACC-EUR (hedged)	LU0840141096	1.50	0.75	1	07/11/2012
FF - Sustainable Consumer Brands Fund W-ACC-GBP	LU1033662914	0.80			11/03/2014
FF - Sustainable Consumer Brands Fund Y-ACC-EUR	LU0346388613	0.80			25/03/2008
FF - Sustainable Consumer Brands Fund Y-ACC-USD	LU1295421017	0.80			05/10/2015
FF - Sustainable Consumer Brands Fund Y-EUR	LU0936578375	0.80			25/09/2013
FF - Sustainable Consumer Brands Fund Y-GBP	LU1295421280	0.80			05/10/2015
FF - Sustainable Europe Equity Fund A-ACC-CZK (hedged)	LU0979392841	1.50		1	05/11/2013
FF - Sustainable Europe Equity Fund A-ACC-EUR	LU0251128657	1.50			03/07/2006
FF - Sustainable Europe Equity Fund A-ACC-USD (hedged)	LU0997586432	1.50		1	10/01/2014
FF - Sustainable Europe Equity Fund A-EUR	LU0088814487	1.50			30/09/1998
FF - Sustainable Europe Equity Fund D-ACC-EUR	LU1387833087	1.50	0.50		15/04/2016
FF - Sustainable Europe Equity Fund E-ACC-EUR	LU0115764275	1.50	0.75		01/09/2000
FF - Sustainable Europe Equity Fund I-ACC-EUR	LU2055641109	0.80			25/09/2019
FF - Sustainable Europe Equity Fund I-EUR	LU1417855753	0.80			03/06/2016
FF - Sustainable Europe Equity Fund Y-ACC-EUR	LU0346388290	0.80			17/03/2008
FF - Sustainable Europe Equity Fund Y-EUR	LU0936576759	0.80			25/09/2013
FF - Sustainable Europe Equity Fund Y-SGD	LU1295420803	0.80			05/10/2015
FF - Sustainable European Smaller Companies Fund A-ACC-EUR	LU2296467611	1.50			10/02/2021
FF - Sustainable European Smaller Companies Fund I-ACC-EUR	LU1075904802	0.80			25/06/2014
FF - Sustainable European Smaller Companies Fund W-ACC-GBP	LU2296467702	0.80			10/02/2021
FF - Sustainable European Smaller Companies Fund Y-ACC-EUR	LU2296467884	0.80			10/02/2021
FF - Sustainable Eurozone Equity Fund A-ACC-EUR	LU0238202427	1.50			12/12/2005
FF - Sustainable Eurozone Equity Fund A-ACC-HUF	LU2268341760	1.50			09/12/2020
FF - Sustainable Eurozone Equity Fund A-EUR	LU2219351876	1.50			10/02/2021
FF - Sustainable Eurozone Equity Fund E-ACC-EUR	LU0238202773	1.50	0.75		12/12/2005
FF - Sustainable Eurozone Equity Fund I-ACC-EUR	LU2084129654	0.80			27/11/2019
FF - Sustainable Eurozone Equity Fund W-ACC-GBP	LU2206821378	0.80			22/07/2020
FF - Sustainable Eurozone Equity Fund X-ACC-EUR	LU2247934644	0.00			28/10/2020
FF - Sustainable Eurozone Equity Fund Y-ACC-EUR	LU0318939419	0.80			22/10/2007
FF - Sustainable Future Connectivity Fund A-ACC-CZK (CZK/USD hedged)	LU2268342065	1.50		3	29/01/2021
FF - Sustainable Future Connectivity Fund A-ACC-EUR	LU1881514001	1.50			11/12/2018
FF - Sustainable Future Connectivity Fund A-ACC-EUR (hedged)	LU2291806813	1.50		1	29/01/2021
FF - Sustainable Future Connectivity Fund A-ACC-HUF	LU2268341927	1.50			09/12/2020
FF - Sustainable Future Connectivity Fund A-ACC-PLN (PLN/USD hedged)	LU2268342149	1.50		3	29/01/2021
FF - Sustainable Future Connectivity Fund A-ACC-SGD (SGD/USD hedged)	LU2338036424	1.50		3	22/09/2021
FF - Sustainable Future Connectivity Fund A-ACC-USD	LU2247934214	1.50			28/10/2020
FF - Sustainable Future Connectivity Fund A-EUR	LU2296467967	1.50			10/02/2021
FF - Sustainable Future Connectivity Fund E-ACC-EUR	LU2171252351	1.50	0.75		13/05/2020
FF - Sustainable Future Connectivity Fund I-ACC-EUR	LU1881514266	0.80			11/12/2018
FF - Sustainable Future Connectivity Fund I-ACC-USD	LU2247934305	0.80			28/10/2020
FF - Sustainable Future Connectivity Fund W-ACC-GBP	LU1955028383	0.80			27/02/2019
FF - Sustainable Future Connectivity Fund Y-ACC-EUR	LU1881514779	0.80			11/12/2018
FF - Sustainable Future Connectivity Fund Y-ACC-EUR (hedged)	LU2291806904	0.80		1	29/01/2021
FF - Sustainable Future Connectivity Fund Y-ACC-USD	LU2247934487	0.80			28/10/2020
FF - Sustainable Future Connectivity Fund Y-EUR	LU1881514423	0.80			11/12/2018
FF - Sustainable Global Equity Fund A-ACC-EUR	LU1627197004	1.50			22/06/2017
FF - Sustainable Global Equity Fund A-ACC-NOK	LU1627197186	1.50			22/06/2017
FF - Sustainable Global Equity Fund A-ACC-SEK	LU1627197269	1.50			22/06/2017
FF - Sustainable Global Equity Fund A-EUR (EUR/USD hedged)	LU2220376110	1.50		3	18/08/2021
FF - Sustainable Global Equity Fund A-QINCOME(G)-EUR	LU2219037814	1.50			26/08/2020

\*1. Look-through to underlying portfolio; 2. Look-through to fund reference index; 3. Translation hedging; 4. Custom hedging.  
Prospectus: Fidelity Funds

Share Class Name	ISIN Number	Annual Management Fee rate (%)	Annual Distribution Fee rate (%)	Hedging Methodology*	Launch Date
FF - Sustainable Global Equity Fund E-ACC-EUR	LU2178498536	1.50	0.75		27/05/2020
FF - Sustainable Global Equity Fund I-ACC-EUR	LU1627197343	0.80			22/06/2017
FF - Sustainable Global Equity Fund I-ACC-GBP	LU2191833560	0.80			24/06/2020
FF - Sustainable Global Equity Fund I-ACC-NOK	LU1627197426	0.80			22/06/2017
FF - Sustainable Global Equity Fund I-ACC-SEK	LU1627197772	0.80			22/06/2017
FF - Sustainable Global Equity Fund W-ACC-GBP	LU2206821295	0.80			22/07/2020
FF - Sustainable Global Equity Fund X-ACC-EUR	LU2247934727	0.00			28/10/2020
FF - Sustainable Global Equity Fund Y-ACC-EUR	LU1808853318	0.80			25/04/2018
FF - Sustainable Global Equity Fund Y-ACC-USD	LU1627197855	0.80			22/06/2017
FF - Sustainable Global Equity Fund Y-QINCOME(G)-EUR	LU2219037905	0.80			26/08/2020
FF - Sustainable Japan Equity Fund A-ACC-EUR	LU0251130042	1.50			03/07/2006
FF - Sustainable Japan Equity Fund A-ACC-USD (hedged)	LU0997586945	1.50		2	10/01/2014
FF - Sustainable Japan Equity Fund A-EUR	LU0069452018	1.50			16/02/2004
FF - Sustainable Japan Equity Fund A-JPY	LU0048585144	1.50			01/10/1990
FF - Sustainable Japan Equity Fund A-SGD	LU0251144696	1.50			15/05/2006
FF - Sustainable Japan Equity Fund E-ACC-EUR	LU0115766213	1.50	0.75		01/09/2000
FF - Sustainable Japan Equity Fund I-ACC-EUR	LU2242649841	0.80			24/03/2021
FF - Sustainable Japan Equity Fund I-ACC-USD (hedged)	LU2242649924	0.80		2	24/03/2021
FF - Sustainable Japan Equity Fund I-USD	LU2219352171	0.80			18/08/2021
FF - Sustainable Japan Equity Fund W-ACC-GBP	LU2327455841	0.80			14/04/2021
FF - Sustainable Japan Equity Fund X-JPY	LU2008161619	0.00			12/06/2019
FF - Sustainable Japan Equity Fund Y-ACC-JPY	LU0318940771	0.80			22/10/2007
FF - Sustainable Japan Equity Fund Y-EUR	LU0936581163	0.80			09/10/2013
FF - Sustainable Multi Asset Income Fund A-USD	LU0138981039	1.25			20/11/2001
FF - Sustainable Multi Asset Income Fund A-ACC-CZK (CZK/USD hedged)	LU2151106999	1.25		3	08/04/2020
FF - Sustainable Multi Asset Income Fund A-ACC-EUR (EUR/USD hedged)	LU2151107021	1.25		3	08/04/2020
FF - Sustainable Multi Asset Income Fund A-QINC(G)-EUR	LU2151107294	1.25			08/04/2020
FF - Sustainable Multi Asset Income Fund A-QINC(G)-USD	LU2151107377	1.25			08/04/2020
FF - Sustainable Multi Asset Income Fund REST I-ACC-EUR (EUR/USD hedged)	LU2247935294	0.80		3	28/10/2020
FF - Sustainable Multi Asset Income Fund Y-ACC-USD	LU0346392219	0.70			17/03/2008
FF - Sustainable Reduced Carbon Bond Fund A-ACC-CZK (hedged)	LU2111945700	0.75		2	05/02/2020
FF - Sustainable Reduced Carbon Bond Fund A-ACC-EUR (hedged)	LU0417495982	0.75		2	16/03/2017
FF - Sustainable Reduced Carbon Bond Fund A-ACC-USD	LU2111945882	0.75			05/02/2020
FF - Sustainable Reduced Carbon Bond Fund E-ACC-EUR (hedged)	LU2115357175	0.75	0.40	2	12/02/2020
FF - Sustainable Reduced Carbon Bond Fund E-ACC-USD	LU2115357258	0.75	0.40		12/02/2020
FF - Sustainable Reduced Carbon Bond Fund I-ACC-EUR (hedged)	LU2115357332	0.40		2	12/02/2020
FF - Sustainable Reduced Carbon Bond Fund I-ACC-GBP (hedged)	LU2115357415	0.40		2	12/02/2020
FF - Sustainable Reduced Carbon Bond Fund I-ACC-USD	LU2111945965	0.40			05/02/2020
FF - Sustainable Reduced Carbon Bond Fund W-GBP (hedged)	LU2115357506	0.40		2	12/02/2020
FF - Sustainable Reduced Carbon Bond Fund Y-ACC-CHF (hedged)	LU2253111533	0.40		2	11/11/2020
FF - Sustainable Reduced Carbon Bond Fund Y-ACC-EUR (hedged)	LU0417496105	0.40		2	29/07/2009
FF - Sustainable Reduced Carbon Bond Fund Y-ACC-USD	LU2111946005	0.40			05/02/2020
FF - Sustainable Reduced Carbon Bond Fund Y-MDIST-Euro (hedged)	LU0479691668	0.40		2	09/02/2010
FF - Sustainable Strategic Bond Fund A-ACC-EUR (hedged)	LU0594300682	1.00		2	08/03/2011
FF - Sustainable Strategic Bond Fund A-ACC-PLN (hedged)	LU0805778932	1.00		2	06/08/2012
FF - Sustainable Strategic Bond Fund A-ACC-SEK (hedged)	LU0594300765	1.00		2	08/03/2011
FF - Sustainable Strategic Bond Fund A-ACC-USD	LU0594300849	1.00			08/03/2011
FF - Sustainable Strategic Bond Fund A-EUR (hedged)	LU0594301060	1.00		2	08/03/2011
FF - Sustainable Strategic Bond Fund A-GMDIST-EUR (hedged)	LU0859966730	1.00		2	10/12/2012
FF - Sustainable Strategic Bond Fund D-ACC-EUR (hedged)	LU2281273370	1.00	0.30	2	13/01/2021
FF - Sustainable Strategic Bond Fund D-GMDIST-EUR (hedged)	LU2281273453	1.00	0.30	2	13/01/2021
FF - Sustainable Strategic Bond Fund E-ACC-EUR (hedged)	LU0718472250	1.00	0.60	2	19/12/2011

\*1. Look-through to underlying portfolio; 2. Look-through to fund reference index; 3. Translation hedging; 4. Custom hedging.  
Prospectus: Fidelity Funds



Share Class Name	ISIN Number	Annual Management Fee rate (%)	Annual Distribution Fee rate (%)	Hedging Methodology*	Launch Date
FF - Sustainable Strategic Bond Fund E-GMDIST-EUR (hedged)	LU0859970500	1.00	0.60	2	10/12/2012
FF - Sustainable Strategic Bond Fund Fidelity Rentenanlage Klassik A-EUR (hedged)	LU0954695234	1.00		2	26/07/2013
FF - Sustainable Strategic Bond Fund I-ACC-EUR (hedged)	LU2250149650	0.50		2	11/11/2020
FF - Sustainable Strategic Bond Fund REST I-ACC EUR (hedged)	LU2247935377	0.80		2	28/10/2020
FF - Sustainable Strategic Bond Fund W-QDIST-GBP (hedged)	LU2230269073	0.50		2	16/12/2020
FF - Sustainable Strategic Bond Fund Y-ACC-EUR (hedged)	LU0594301144	0.50		2	08/03/2011
FF - Sustainable Strategic Bond Fund Y-ACC-USD	LU2308741409	0.50			14/04/2021
FF - Sustainable Strategic Bond Fund Y-QDIST-EUR (hedged)	LU0840140445	0.50		2	07/11/2012
FF - Sustainable US Equity Fund A-ACC-EUR	LU0261960354	1.50			25/09/2006
FF - Sustainable US Equity Fund A-ACC-EUR (hedged)	LU2244417205	1.50		1	11/08/2021
FF - Sustainable US Equity Fund A-ACC-USD	LU2244417387	1.50			11/08/2021
FF - Sustainable US Equity Fund A-USD	LU0187121727	1.50			01/03/2004
FF - Sustainable US Equity Fund E-ACC-EUR	LU2244417460	1.50	0.75		10/11/2021
FF - Sustainable US Equity Fund I-ACC-USD	LU2244417544	0.80	0.00		10/11/2021
FF - Sustainable US Equity Fund Y-ACC-GBP	LU2244417627	0.80			11/08/2021
FF - Sustainable US Equity Fund Y-ACC-USD	LU0346390437	0.80			17/03/2008
FF - Sustainable Water & Waste Fund A-ACC-EUR	LU1892829828	1.50			07/11/2018
FF - Sustainable Water & Waste Fund A-ACC-EUR (EUR/USD hedged)	LU1892830248	1.50		3	07/11/2018
FF - Sustainable Water & Waste Fund A-ACC-HUF	LU1984161858	1.50			24/04/2019
FF - Sustainable Water & Waste Fund A-ACC-NOK	LU2016206943	1.50			26/06/2019
FF - Sustainable Water & Waste Fund A-ACC-PLN (PLN/USD hedged)	LU2111945619	1.50		3	05/02/2020
FF - Sustainable Water & Waste Fund A-ACC-SEK	LU2016206604	1.50			26/06/2019
FF - Sustainable Water & Waste Fund A-ACC-SGD (SGD/USD hedged)	LU2296468007	1.50		3	10/02/2021
FF - Sustainable Water & Waste Fund A-ACC-USD	LU1892829315	1.50			07/11/2018
FF - Sustainable Water & Waste Fund A-EUR	LU1998886177	1.50			12/06/2019
FF - Sustainable Water & Waste Fund D-ACC-EUR	LU2009125274	1.50	0.50		26/06/2019
FF - Sustainable Water & Waste Fund D-ACC-EUR (EUR/USD hedged)	LU2009125514	1.50	0.50	3	26/06/2019
FF - Sustainable Water & Waste Fund E-ACC-EUR	LU1915587072	1.50	0.75		28/11/2018
FF - Sustainable Water & Waste Fund E-ACC-EUR (EUR/USD hedged)	LU1915587155	1.50	0.75	3	28/11/2018
FF - Sustainable Water & Waste Fund I-ACC-EUR	LU1892830164	0.80			07/11/2018
FF - Sustainable Water & Waste Fund I-ACC-NOK	LU2016206869	0.80			26/06/2019
FF - Sustainable Water & Waste Fund I-ACC-SEK	LU2016206786	0.80			26/06/2019
FF - Sustainable Water & Waste Fund I-ACC-USD	LU1892829588	0.80			07/11/2018
FF - Sustainable Water & Waste Fund RY-ACC-CHF	LU2242162548	0.80			14/10/2020
FF - Sustainable Water & Waste Fund RY-ACC-EUR	LU2242162621	0.80			14/10/2020
FF - Sustainable Water & Waste Fund RY-ACC-USD	LU2242162464	0.80			14/10/2020
FF - Sustainable Water & Waste Fund W-ACC-GBP	LU1892829745	0.80			07/11/2018
FF - Sustainable Water & Waste Fund W-GBP	LU1892829661	0.80			07/11/2018
FF - Sustainable Water & Waste Fund X-ACC-EUR	LU2247934990	0.00			28/10/2020
FF - Sustainable Water & Waste Fund Y-ACC-CHF (CHF/USD hedged)	LU1915586934	0.80		3	28/11/2018
FF - Sustainable Water & Waste Fund Y-ACC-EUR	LU1892830081	0.80			07/11/2018
FF - Sustainable Water & Waste Fund Y-ACC-EUR (EUR/USD hedged)	LU1892830321	0.80		3	07/11/2018
FF - Sustainable Water & Waste Fund Y-ACC-USD	LU1892829406	0.80			07/11/2018
FF - Switzerland Fund A-ACC-CHF	LU0261951288	1.50			25/09/2006
FF - Switzerland Fund A-CHF	LU0054754816	1.50			13/02/1995
FF - Switzerland Fund Y-ACC-CHF	LU0346393027	0.80			25/03/2008
FF - Taiwan Fund A-USD	LU0075458603	1.50			24/03/1997
FF - Taiwan Fund Y-ACC-USD	LU0346392052	0.80			25/03/2008
FF - Thailand Fund A-ACC-USD	LU1224710803	1.50			19/05/2015

\*1. Look-through to underlying portfolio; 2. Look-through to fund reference index; 3. Translation hedging; 4. Custom hedging.  
Prospectus: Fidelity Funds

Share Class Name	ISIN Number	Annual Management Fee rate (%)	Annual Distribution Fee rate (%)	Hedging Methodology*	Launch Date
FF - Thailand Fund A-USD	LU0048621477	1.50			01/10/1990
FF - Thailand Fund Y-ACC-USD	LU0346392136	0.80			25/03/2008
FF - Thailand Fund Y-USD	LU1284737696	0.80			15/09/2015
FF - UK Special Situations Fund A-ACC-EUR	LU2050860480	1.50			11/09/2019
FF - UK Special Situations Fund A-ACC-GBP	LU2244417031	1.50			18/08/2021
FF - UK Special Situations Fund A-GBP	LU2219351520	1.50			10/02/2021
FF - UK Special Situations Fund I-GBP	LU0605513679	0.80			26/06/2018
FF - UK Special Situations Fund W-GBP	LU0605513752	0.80			26/09/2018
FF - UK Special Situations Fund Y-ACC-GBP	LU2219351793	0.80			25/08/2021
FF - United Kingdom Fund A-ACC-EUR	LU1048714023	1.50			02/04/2014
FF - United Kingdom Fund A-GBP	LU0048621717	1.50			01/10/1990
FF - United Kingdom Fund Y-ACC-GBP	LU0346393373	0.80			25/03/2008
FF - US Dollar Bond Fund A-ACC-CZK	LU1756522485	0.75			24/01/2018
FF - US Dollar Bond Fund A-ACC-PLN (hedged)	LU1677766633	0.75		2	11/10/2017
FF - US Dollar Bond Fund A-ACC-USD	LU0261947682	0.75			25/09/2006
FF - US Dollar Bond Fund A-MCDIST(G)-HKD	LU2231582003	0.75			23/09/2020
FF - US Dollar Bond Fund A-MCDIST(G)-USD	LU2231581880	0.75			23/09/2020
FF - US Dollar Bond Fund A-MDIST-USD	LU0168055563	0.75			09/06/2003
FF - US Dollar Bond Fund A-USD	LU0048622798	0.75			12/11/1990
FF - US Dollar Bond Fund D-ACC-USD	LU1387835454	0.75	0.30		04/05/2016
FF - US Dollar Bond Fund I-ACC-CHF (hedged)	LU2152796186	0.40		2	08/04/2020
FF - US Dollar Bond Fund I-ACC-EUR (hedged)	LU1599147714	0.40		2	28/04/2017
FF - US Dollar Bond Fund I-ACC-USD	LU1560649714	0.40			20/02/2017
FF - US Dollar Bond Fund Y-ACC-CHF (hedged)	LU1756522642	0.40		2	24/01/2018
FF - US Dollar Bond Fund Y-ACC-EUR (hedged)	LU1756522998	0.40		2	24/01/2018
FF - US Dollar Bond Fund Y-ACC-USD	LU0346392482	0.40			17/03/2008
FF - US Dollar Bond Fund Y-MDIST-USD	LU1284737852	0.40			15/09/2015
FF - US Dollar Bond Fund Y-USD	LU1284737779	0.40			15/09/2015
FF - US Dollar Cash Fund A-ACC-HKD	LU1986416003	0.15			12/06/2019
FF - US Dollar Cash Fund A-ACC-USD	LU0261952922	0.15			25/09/2006
FF - US Dollar Cash Fund A-USD	LU0064963852	0.15			20/09/1993
FF - US Dollar Cash Fund W-ACC-USD	LU1892487684	0.10			10/10/2018
FF - US Dollar Cash Fund Y-ACC-USD	LU0346392565	0.10			17/03/2008
FF - US High Yield Fund A-ACC-EUR	LU0261953904	1.00			25/09/2006
FF - US High Yield Fund A-ACC-EUR (hedged)	LU0337581549	1.00		2	18/05/2011
FF - US High Yield Fund A-ACC-HUF (hedged)	LU1295421959	1.00		2	05/10/2015
FF - US High Yield Fund A-ACC-USD	LU0605520377	1.00			06/04/2011
FF - US High Yield Fund A-EUR	LU0132385880	1.00			05/09/2001
FF - US High Yield Fund A-GBP	LU0132385534	1.00			05/09/2001
FF - US High Yield Fund A-MCDIST(G)-USD	LU2099030673	1.00			15/01/2020
FF - US High Yield Fund A-MDIST-AUD (hedged)	LU0963542310	1.00		2	18/09/2013
FF - US High Yield Fund A-MDIST-SGD	LU0251145404	1.00			15/05/2006
FF - US High Yield Fund A-MDIST-USD	LU0168057262	1.00			09/06/2003
FF - US High Yield Fund A-MINC(G)-USD	LU0937948932	1.00			18/06/2013
FF - US High Yield Fund A-MINC-HKD	LU0532245395	1.00			18/08/2010
FF - US High Yield Fund A-MINC-USD	LU0532245122	1.00			18/08/2010
FF - US High Yield Fund A-USD	LU0132282301	1.00			05/09/2001
FF - US High Yield Fund D-ACC-EUR (hedged)	LU1387834481	1.00	0.30	2	04/05/2016
FF - US High Yield Fund D-MDIST-USD	LU1387834309	1.00	0.30		04/05/2016
FF - US High Yield Fund E-MDIST-EUR (hedged)	LU0766124555	1.00	0.50	2	14/05/2012
FF - US High Yield Fund I-ACC-EUR (hedged)	LU1642889783	0.65		2	11/07/2017
FF - US High Yield Fund I-ACC-USD	LU0891474172	0.65			28/02/2013
FF - US High Yield Fund I-EUR (hedged)	LU1295423492	0.65		2	05/10/2015
FF - US High Yield Fund I-MDIST-USD	LU1235295703	0.65			03/06/2015
FF - US High Yield Fund RY-ACC-Euro (hedged)	LU2122943900	0.80		2	26/02/2020

\*1. Look-through to underlying portfolio; 2. Look-through to fund reference index; 3. Translation hedging; 4. Custom hedging.  
Prospectus: Fidelity Funds

Share Class Name	ISIN Number	Annual Management Fee rate (%)	Annual Distribution Fee rate (%)	Hedging Methodology*	Launch Date
FF - US High Yield Fund RY-ACC-USD	LU2122944031	0.80			26/02/2020
FF - US High Yield Fund RY-USD	LU2122944114	0.80			26/02/2020
FF - US High Yield Fund W-ACC-GBP	LU1033664530	0.65			11/03/2014
FF - US High Yield Fund Y-ACC-CHF (hedged)	LU0963540884	0.65		2	16/09/2013
FF - US High Yield Fund Y-ACC-EUR	LU1261432576	0.65			07/08/2015
FF - US High Yield Fund Y-ACC-EUR (hedged)	LU0665148036	0.65		2	16/09/2011
FF - US High Yield Fund Y-ACC-USD	LU0370788753	0.65			02/07/2008
FF - US High Yield Fund Y-EUR	LU0936582484	0.65			09/10/2013
FF - US High Yield Fund Y-GBP	LU1273508330	0.65			20/08/2015
FF - US High Yield Fund Y-MDIST-AUD (hedged)	LU1273508256	0.65		2	20/08/2015
FF - US High Yield Fund Y-MDIST-SGD	LU1273508090	0.65			20/08/2015
FF - US High Yield Fund Y-MDIST-USD	LU1273508173	0.65			20/08/2015
FF - US High Yield Fund Y-MINC-HKD	LU1284734321	0.65			15/09/2015
FF - US High Yield Fund Y-MINC-USD	LU1284733786	0.65			15/09/2015
FF - US High Yield Fund Y-QDIST-EUR (hedged)	LU0840140528	0.65		2	07/11/2012
FF - US High Yield Fund Y-USD	LU0936582211	0.65			09/10/2013
FF - World Fund A-ACC-CZK	LU1756523376	1.50			24/01/2018
FF - World Fund A-ACC-CZK (hedged)	LU1400167216	1.50		1	05/05/2016
FF - World Fund A-ACC-EUR	LU1261432659	1.50			07/08/2015
FF - World Fund A-ACC-HKD	LU1119994496	1.50			16/10/2014
FF - World Fund A-ACC-HUF	LU1984162237	1.50			24/04/2019
FF - World Fund A-ACC-JPY (hedged)	LU1797663454	1.50		1	28/03/2018
FF - World Fund A-ACC-SGD	LU1261432733	1.50			07/08/2015
FF - World Fund A-ACC-USD	LU1084165304	1.50			17/07/2014
FF - World Fund A-EUR	LU0069449576	1.50			06/09/1996
FF - World Fund E-ACC-EUR	LU0115769746	1.50	0.75		01/09/2000
FF - World Fund I-ACC-EUR	LU1322386266	0.80			30/11/2015
FF - World Fund I-ACC-USD	LU1322385532	0.80			30/11/2015
FF - World Fund RY-ACC-Euro	LU2158760806	0.80			22/04/2020
FF - World Fund Y-ACC-EUR	LU0318941662	0.80			22/10/2007
FF - World Fund Y-ACC-EUR (hedged)	LU1723463326	0.80		1	22/11/2017
FF - World Fund Y-ACC-USD	LU1084165486	0.80			17/07/2014
FF - World Fund Y-EUR	LU0936582641	0.80			09/10/2013
FF - World Fund Y-VMF-ACC-EUR	LU1781691065	0.70			09/05/2018

\*1. Look-through to underlying portfolio; 2. Look-through to fund reference index; 3. Translation hedging; 4. Custom hedging.  
Prospectus: Fidelity Funds

## APPENDIX III

### EU SECURITIES FINANCING TRANSACTIONS REGULATION

Information contained in Appendix III is valid as at the date of the Prospectus and will be reviewed each time this Prospectus will be updated.

The Appendix shows the maximum and expected use of securities lending transactions, repurchase and reverse repurchase agreements and TRS/CFDs.

The expected % of the NAV per fund to use securities lending transactions, repurchase and reverse repurchase agreements and TRS/CFD transactions is in line with the current investment objective of each fund outlined in this Prospectus. The expected % is not a limit and may fluctuate between 0% and the maximum % due to factors including, but not limited to, market conditions.

In the event that the % of the NAV per fund to use securities lending transactions repurchase and reverse repurchase agreements and TRS/CFD transactions changes, the Prospectus will be updated accordingly.

Fund Name	CFDs		TRS		Securities Lending		Repurchase and reverse repurchase agreements	
	Maximum level (in % of TNA)	Expected level (in % of TNA)	Maximum level (in % of TNA)	Expected level (in % of TNA)	Maximum level (in % of TNA)	Expected level (in % of TNA)	Maximum level (in % of TNA)	Expected level (in % of TNA)
FF - Absolute Return Asian Equity Fund	400	300	0	0	30	15	30	0
FF – Absolute Return Global Equity Fund	400	200	0	0	30	15	30	0
FF – Absolute Return Global Fixed Income Fund	0	0	200	10	30	15	30	15
FF - Absolute Return Multi Strategy Fund	400	200	25	5	30	15	30	0
FF - America Fund	50	10	0	0	30	15	30	0
FF - American Growth Fund	50	10	0	0	30	15	30	0
FF - ASEAN Fund	10	0	0	0	30	15	30	0
FF - Asia Pacific Dividend Fund	10	0	0	0	30	15	30	0
FF - Asia Pacific Multi Asset Growth & Income Fund	100	40	50	10	30	15	30	0
FF - Asia Pacific Opportunities Fund	10	0	0	0	30	15	30	0
FF - Asia Pacific Strategic Income Fund	0	0	50	10	30	15	30	0
FF - Asian Bond Fund	0	0	50	10	30	15	30	0
FF - Asian Equity Fund	0	0	0	0	30	15	30	0
FF - Asian High Yield Fund	0	0	50	10	30	15	30	0
FF - Asian Smaller Companies Fund	50	10	0	0	30	15	30	0
FF - Asian Special Situations Fund	50	10	0	0	30	15	30	0
FF – Australian Diversified Equity Fund	10	0	0	0	30	15	30	0
FF - Australian Dollar Cash Fund	0	0	0	0	0	0	10/15	0
FF - China Consumer Fund	50	10	0	0	30	15	30	0
FF - China Focus Fund	50	10	0	0	30	15	30	0
FF - China Government Bond Fund	0	0	50	10	0	0	30	0
FF - China High Yield Fund	0	0	50	10	30	15	30	0
FF – China Innovation Fund	50	10	0	0	30	15	30	0
FF - China RMB Bond Fund	0	0	50	10	30	15	30	0
FF - Emerging Asia Fund	10	5	0	0	30	15	30	0
FF - Emerging Europe, Middle East and Africa Fund	10	0	0	0	30	15	30	0
FF - Emerging Market Corporate Debt Fund	0	0	50	10	30	15	30	0
FF - Emerging Market Debt Fund	0	0	50	10	30	15	30	0
FF - Emerging Market Local Currency Debt Fund	0	0	50	10	30	15	30	0
FF - Emerging Market Total Return Debt Fund	0	0	200	40	30	15	30	0

Fund Name	CFDs		TRS		Securities Lending		Repurchase and reverse repurchase agreements	
	Maximum level (in % of TNA)	Expected level (in % of TNA)	Maximum level (in % of TNA)	Expected level (in % of TNA)	Maximum level (in % of TNA)	Expected level (in % of TNA)	Maximum level (in % of TNA)	Expected level (in % of TNA)
FF - Emerging Markets Focus Fund	50	15	0	0	30	15	30	0
FF - Emerging Markets Fund	5	4	0	0	30	15	30	0
FF - European Multi Asset Income Fund	100	40	200	40	30	15	30	0
FF - Euro Bond Fund	0	0	50	10	30	15	30	0
FF - Euro Cash Fund	0	0	0	0	0	0	10/15	0
FF - Euro Corporate Bond Fund	0	0	50	10	30	15	30	0
FF - Euro Short Term Bond Fund	0	0	50	10	30	15	30	0
FF - EURO STOXX 50® Fund	0	0	0	0	30	15	30	0
FF - European Dividend Fund	10	0	0	0	30	15	30	0
FF – European Dividend Plus Fund	50	10	0	0	30	15	30	0
FF - European Dynamic Growth Fund	10	0	0	0	30	15	30	0
FF - European Growth Fund	0	0	0	0	30	15	30	0
FF - European High Yield Fund	0	0	200	40	30	15	30	0
FF - European Larger Companies Fund	10	0	0	0	30	15	30	0
FF – European Low Volatility Equity Fund	10	0	0	0	30	15	30	0
FF - European Smaller Companies Fund	10	0	0	0	30	15	30	0
FF - Fidelity Institutional Target™ 2015 (Euro) Fund	100	40	50	10	30	15	30	0
FF - Fidelity Institutional Target™ 2020 (Euro) Fund	100	40	50	10	30	15	30	0
FF - Fidelity Institutional Target™ 2025 (Euro) Fund	100	40	50	10	30	15	30	0
FF - Fidelity Institutional Target™ 2030 (Euro) Fund	100	40	50	10	30	15	30	0
FF - Fidelity Institutional Target™ 2035 (Euro) Fund	100	40	50	10	30	15	30	0
FF - Fidelity Institutional Target™ 2040 (Euro) Fund	100	40	50	10	30	15	30	0
FF - Fidelity Institutional Target™ 2045 (Euro) Fund	100	40	50	10	30	15	30	0
FF - Fidelity Institutional Target™ 2050 (Euro) Fund	100	40	50	10	30	15	30	0
FF - Fidelity Institutional Target™ 2055 (Euro) Fund	100	40	50	10	30	15	30	0
FF - Fidelity Institutional Target™ 2060 (Euro) Fund	100	40	50	10	30	15	30	0
FF - Fidelity Patrimoine	100	40	0	0	30	15	30	0
FF - Fidelity Target™ 2020 (Euro) Fund	100	40	50	10	30	15	30	0
FF - Fidelity Target™ 2020 Fund	100	40	50	10	30	15	30	0
FF - Fidelity Target™ 2025 (Euro) Fund	100	40	50	10	30	15	30	0
FF - Fidelity Target™ 2030 (Euro) Fund	100	40	50	10	30	15	30	0
FF - Fidelity Target™ 2035 (Euro) Fund	100	40	50	10	30	15	30	0
FF - Fidelity Target™ 2040 (Euro) Fund	100	40	50	10	30	15	30	0
FF - Fidelity Target™ 2045 (Euro) Fund	100	40	50	10	30	15	30	0
FF - Fidelity Target™ 2050 (Euro) Fund	100	40	50	10	30	15	30	0
FF - Fidelity Target™ 2055 (Euro) Fund	100	40	50	10	30	15	30	0
FF - Fidelity Target™ 2060 (Euro) Fund	100	40	50	10	30	15	30	0
FF - FIRST All Country World Fund	50	10	0	0	30	15	30	0
FF - FIRST Developed World Fund	50	10	0	0	30	15	30	0
FF - FIRST European Value Fund	10	0	0	0	30	15	30	0

Fund Name	CFDs		TRS		Securities Lending		Repurchase and reverse repurchase agreements	
	Maximum level (in % of TNA)	Expected level (in % of TNA)	Maximum level (in % of TNA)	Expected level (in % of TNA)	Maximum level (in % of TNA)	Expected level (in % of TNA)	Maximum level (in % of TNA)	Expected level (in % of TNA)
FF - Flexible Bond Fund	0	0	200	40	30	15	30	15
FF - France Fund	10	0	0	0	30	15	30	0
FF - Germany Fund	10	0	0	0	30	15	30	0
FF - Global Bond Fund	0	0	50	10	30	15	30	0
FF - Global Corporate Bond Fund	0	0	50	10	30	15	30	0
FF - Global Demographics Fund	50	10	0	0	30	15	30	0
FF - Global Dividend Fund	50	10	0	0	30	15	30	0
FF - Global Dividend Plus Fund	50	10	0	0	30	15	30	0
FF - Global Equity Income Fund	50	10	0	0	30	15	30	0
FF - Global Financial Services Fund	50	15	0	0	30	15	30	0
FF - Global Focus Fund	50	10	0	0	30	15	30	0
FF - Global Health Care Fund	50	15	0	0	30	15	30	0
FF - Global High Yield Fund	0	0	50	10	30	15	30	0
FF - Global Hybrids Bond Fund	0	0	200	40	30	15	30	0
FF - Global Income Fund	0	0	50	10	30	15	30	0
FF - Global Industrials Fund	10	0	0	0	30	15	30	0
FF - Global Inflation-linked Bond Fund	0	0	50	10	30	15	30	0
FF - Global Low Volatility Equity Fund	10	0	0	0	30	15	30	0
FF - Global Multi Asset Dynamic Fund	100	40	50	10	30	15	30	0
FF - Global Multi Asset Income Fund	100	40	200	40	30	15	30	0
FF - Global Multi Asset Defensive Fund	100	40	100	25	30	15	30	0
FF – Global Multi Asset Growth & Income Fund	100	40	50	10	30	15	30	0
FF - Global Property Fund	50	10	0	0	30	15	30	0
FF - Global Short Duration Income Fund	0	0	50	10	30	15	30	0
FF - Global Technology Fund	50	10	0	0	30	15	30	0
FF – Global Thematic Opportunities Fund	50	10	0	0	30	15	30	0
FF - Greater China Fund	50	10	0	0	30	15	30	0
FF - Greater China Fund II	0	0	0	0	30	15	30	0
FF - Greater China Multi Asset Growth & Income Fund	100	40	50	10	30	15	30	0
FF - Iberia Fund	50	10	0	0	30	15	30	0
FF - India Focus Fund	10	0	0	0	30	15	30	0
FF - Indonesia Fund	10	0	0	0	30	15	30	0
FF - Institutional Emerging Markets Equity Fund	10	5	0	0	30	15	30	0
FF - Institutional European Larger Companies Fund	10	0	0	0	30	15	30	0
FF - Institutional Global Focus Fund	50	10	0	0	30	15	30	0
FF - Institutional Global Sector Fund	50	10	0	0	30	15	30	0
FF - Institutional Japan Fund	10	0	0	0	30	15	30	0
FF - Institutional US High Yield Fund	0	0	50	10	30	15	0	0
FF - Italy Fund	10	0	0	0	30	15	30	0
FF - Japan Advantage Fund	10	0	0	0	30	15	30	0

Fund Name	CFDs		TRS		Securities Lending		Repurchase and reverse repurchase agreements	
	Maximum level (in % of TNA)	Expected level (in % of TNA)	Maximum level (in % of TNA)	Expected level (in % of TNA)	Maximum level (in % of TNA)	Expected level (in % of TNA)	Maximum level (in % of TNA)	Expected level (in % of TNA)
FF - Japan Aggressive Fund	10	0	0	0	30	15	30	0
FF - Japan Smaller Companies Fund	10	0	0	0	30	15	30	0
FF - Latin America Fund	10	0	0	0	30	15	30	0
FF - Malaysia Fund	10	0	0	0	30	15	30	0
FF - Multi Asset Target Income 2024 Fund	100	40	50	10	30	15	30	0
FF - Nordic Fund	10	0	0	0	30	15	30	0
FF - Pacific Fund	50	10	0	0	30	15	30	0
FF - Singapore Fund	10	0	0	0	30	15	30	0
FF - SMART Global Defensive Fund	180	40	50	10	30	15	30	0
FF - Sterling Cash Fund	0	0	0	0	0	0	10/15	0
FF - Strategic European Fund	240	60	0	0	30	15	30	0
FF - Sustainable Asian Bond Fund	0	0	50	10	30	15	30	0
FF - Sustainable Asia Equity Fund	50	10	0	0	30	15	30	0
FF - Sustainable China A Shares Fund	50	10	0	0	30	15	30	0
FF - Sustainable Climate Solutions Fund	50	10	0	0	30	15	30	0
Fidelity Funds – Sustainable Consumer Brands Fund	50	10	0	0	30	15	30	0
FF - Sustainable European Smaller Companies Fund	50	10	0	0	30	15	30	0
Fidelity Funds – Sustainable Europe Equity Fund	10	0	0	0	30	15	30	0
FF- Sustainable Eurozone Equity Fund	50	0	0	0	30	15	30	0
Fidelity Funds – Sustainable Future Connectivity Fund	50	10	0	0	30	15	30	0
FF - Sustainable Global Equity Fund	50	10	0	0	30	15	30	0
FF - Sustainable Japan Equity Fund	10	0	0	0	30	15	30	0
Fidelity Funds – Sustainable Multi Asset Income Fund	100	40	200	40	30	15	30	0
FF - Sustainable Reduced Carbon Bond Fund	0	0	50	10	30	15	30	0
FF - Sustainable Strategic Bond Fund	0	0	200	40	30	15	30	15
Fidelity Funds – Sustainable US Equity Fund	10	0	0	0	30	15	30	0
FF - Sustainable Water & Waste Fund	50	10	0	0	30	15	30	0
FF - Switzerland Fund	10	0	0	0	30	15	30	0
FF - Taiwan Fund	10	0	0	0	30	15	30	0
FF - Thailand Fund	10	0	0	0	30	15	30	0
FF - United Kingdom Fund	10	0	0	0	30	15	30	0
FF - UK Special Situations Fund	100	40	0	0	30	15	30	0
FF - US Dollar Bond Fund	0	0	50	10	30	15	30	0
FF - US Dollar Cash Fund	0	0	0	0	0	0	10/15	0
FF - US High Yield Fund	0	0	0	0	30	15	30	0
FF - World Fund	50	10	0	0	30	15	30	0

## APPENDIX IV

### List of funds qualifying as "Equity fund" or "Mixed fund" for German tax purposes from 2018

From 1 January 2018 onwards German shareholders of such investment funds qualifying as either "equity fund" (section 2 sub-section 6 German Investment Fund Tax Act, "German ITA") or "mixed fund" (section 2 sub-section 7 German ITA) may benefit from partial tax relief on taxable income derived from their investment into the funds (section 20 German ITA).

- To qualify for *equity fund* status, a UCITS investment fund must invest more than 50% of its assets in "equity participations" as defined in section 2 sub-section 8 of the German ITA on a permanent basis.
- To qualify for *"Mixed fund"* status a UCITS investment fund must invest at least 25% of its assets in such "equity participations" on a permanent basis.

The list below displays those funds which according to their investment policy and conditions meet the requirements as *equity fund* or *mixed fund*. The respective status applies to all share classes of a given fund.

Fund Name	Equity fund According to section 2 sub-section 6 German ITA with more than 50% equity participations	Mixed fund According to section 2 sub-section 7 German ITA with at least 25% equity participations
Fidelity Funds - Absolute Return Global Equity Fund	Yes	
Fidelity Funds - America Fund	Yes	
Fidelity Funds - American Growth Fund	Yes	
Fidelity Funds - ASEAN Fund	Yes	
Fidelity Funds - Asia Pacific Dividend Fund	Yes	
Fidelity Funds - Asia Pacific Opportunities Fund	Yes	
Fidelity Funds - Asian Equity Fund	Yes	
Fidelity Funds - Asian Smaller Companies Fund	Yes	
Fidelity Funds - Asian Special Situations Fund	Yes	
Fidelity Funds – Australian Diversified Equity Fund	Yes	
Fidelity Funds - China Consumer Fund	Yes	
Fidelity Funds - China Focus Fund	Yes	
Fidelity Funds – China Innovation Fund	Yes	
Fidelity Funds - Emerging Asia Fund	Yes	
Fidelity Funds - Emerging Europe, Middle East and Africa Fund	Yes	
Fidelity Funds - Emerging Markets Focus Fund	Yes	
Fidelity Funds - Emerging Markets Fund	Yes	
Fidelity Funds - EURO STOXX 50® Fund	Yes	
Fidelity Funds - European Dividend Fund	Yes	
Fidelity Funds – European Dividend Plus Fund	Yes	
Fidelity Funds - European Dynamic Growth Fund	Yes	
Fidelity Funds - European Growth Fund	Yes	
Fidelity Funds - European Larger Companies Fund	Yes	
Fidelity Funds – European Low Volatility Equity Fund	Yes	
Fidelity Funds - European Smaller Companies Fund	Yes	
Fidelity Funds - Fidelity Institutional Target™ 2025 (Euro) Fund		Yes
Fidelity Funds - Fidelity Institutional Target™ 2030 (Euro) Fund		Yes
Fidelity Funds - Fidelity Institutional Target™ 2035 (Euro) Fund	Yes	
Fidelity Funds - Fidelity Institutional Target™ 2040 (Euro) Fund	Yes	
Fidelity Funds - Fidelity Institutional Target™ 2045 (Euro) Fund	Yes	
Fidelity Funds - Fidelity Institutional Target™ 2050 (Euro) Fund	Yes	
Fidelity Funds - Fidelity Institutional Target™ 2055 (Euro) Fund	Yes	



<b>Fund Name</b>	<b>Equity fund According to section 2 sub-section 6 German ITA with more than 50% equity participations</b>	<b>Mixed fund According to section 2 sub-section 7 German ITA with at least 25% equity participations</b>
Fidelity Funds - Fidelity Institutional Target™ 2060 (Euro) Fund	Yes	
Fidelity Funds - Fidelity Target™ 2025 (Euro) Fund		Yes
Fidelity Funds - Fidelity Target™ 2030 (Euro) Fund	Yes	
Fidelity Funds - Fidelity Target™ 2035 (Euro) Fund	Yes	
Fidelity Funds - Fidelity Target™ 2040 (Euro) Fund	Yes	
Fidelity Funds - Fidelity Target™ 2045 (Euro) Fund	Yes	
Fidelity Funds - Fidelity Target™ 2050 (Euro) Fund	Yes	
Fidelity Funds - Fidelity Target™ 2055 (Euro) Fund	Yes	
Fidelity Funds - Fidelity Target™ 2060 (Euro) Fund	Yes	
Fidelity Funds - FIRST All Country World Fund	Yes	
Fidelity Funds - FIRST Developed World Fund	Yes	
Fidelity Funds - France Fund	Yes	
Fidelity Funds - Germany Fund	Yes	
Fidelity Funds - Global Demographics Fund	Yes	
Fidelity Funds - Global Dividend Fund	Yes	
Fidelity Funds - Global Dividend Plus Fund	Yes	
Fidelity Funds - Global Equity Income Fund	Yes	
Fidelity Funds - Global Financial Services Fund	Yes	
Fidelity Funds - Global Focus Fund	Yes	
Fidelity Funds - Global Health Care Fund	Yes	
Fidelity Funds - Global Industrials Fund	Yes	
Fidelity Funds – Global Multi Asset Defensive Fund		Yes
Fidelity Funds – Global Multi Asset Dynamic Fund		Yes
Fidelity Funds – Global Multi Asset Growth & Income Fund		Yes
Fidelity Funds - Global Thematic Opportunities Fund	Yes	
Fidelity Funds - Global Technology Fund	Yes	
Fidelity Funds - Greater China Fund	Yes	
Fidelity Funds - Greater China Fund II	Yes	
Fidelity Funds - Iberia Fund	Yes	
Fidelity Funds - India Focus Fund	Yes	
Fidelity Funds - Indonesia Fund	Yes	
Fidelity Funds - Institutional Emerging Markets Equity Fund	Yes	
Fidelity Funds - Institutional Global Focus Fund	Yes	
Fidelity Funds - Institutional Global Sector Fund	Yes	
Fidelity Funds - Institutional Japan Fund	Yes	
Fidelity Funds - Italy Fund	Yes	
Fidelity Funds - Japan Advantage Fund	Yes	
Fidelity Funds - Japan Aggressive Fund	Yes	
Fidelity Funds - Japan Smaller Companies Fund	Yes	
Fidelity Funds - Latin America Fund	Yes	
Fidelity Funds - Malaysia Fund	Yes	
Fidelity Funds - Nordic Fund	Yes	

<b>Fund Name</b>	<b>Equity fund According to section 2 sub-section 6 German ITA with more than 50% equity participations</b>	<b>Mixed fund According to section 2 sub-section 7 German ITA with at least 25% equity participations</b>
Fidelity Funds - Pacific Fund	Yes	
Fidelity Funds - Singapore Fund	Yes	
Fidelity Funds – Strategic European Fund		Yes
Fidelity Funds - Sustainable Asia Equity Fund	Yes	
Fidelity Funds - Sustainable China A Shares Fund	Yes	
Fidelity Funds - Sustainable Climate Solutions Fund	Yes	
Fidelity Funds – Sustainable Consumer Brands Fund	Yes	
Fidelity Funds - Sustainable European Smaller Companies Fund	Yes	
Fidelity Funds – Sustainable Europe Equity Fund	Yes	
Fidelity Funds - Sustainable Eurozone Equity Fund	Yes	
Fidelity Funds – Sustainable Future Connectivity Fund	Yes	
Fidelity Funds - Sustainable Global Equity Fund	Yes	
Fidelity Funds -- Sustainable Japan Equity Fund	Yes	
Fidelity Funds -- Sustainable Multi Asset Income Fund		No
Fidelity Funds – Sustainable US Equity Fund	Yes	
Fidelity Funds - Sustainable Water & Waste Fund	Yes	
Fidelity Funds - Switzerland Fund	Yes	
Fidelity Funds - Taiwan Fund	Yes	
Fidelity Funds - Thailand Fund	Yes	
Fidelity Funds - United Kingdom Fund	Yes	
Fidelity Funds - UK Special Situations Fund	Yes	
Fidelity Funds - World Fund	Yes	



Fidelity, Fidelity International, the Fidelity International logo and **F** symbol are trademarks of FIL Limited.