



JPMorgan Funds - Asia Pacific Income Fund

Fund overview

Investment objective

To provide income and long term capital growth by investing primarily in income-generating securities of countries in the Asia Pacific region (excluding Japan).

Expertise

Fund Manager

Julie Ho, Ruben Lienhard, Shaw Yann Ho, Selina Yu, Julio Callegari

Fund Information (JPMorgan Funds - Asia Pacific Income Fund)

Fund base currency

USD

Launch Date

15/06/01

Total fund size (m)

USD 1,396.6

Inception NAV

USD 14.27

ISIN code

LU0117844026

Subscription Channel

Cash

Current charge

Initial : Up to 5.0% of NAV

Redemption :

Currently 0% (Up to 0.5% of NAV)

Management fee : 1.5% p.a.

Ratings

Morningstar Rating
Category

Asia Allocation

Portfolio Analysis (A (dist) - USD)

	1 year	3 years	5 years	Since Launch ²⁾
Correlation	0.98	0.98	0.96	0.95
Annualized Alpha %	0.46	1.07	-0.44	0.33
Beta	0.82	0.87	0.96	1.02
Annualised volatility %	8.32	10.81	12.05	11.47
Sharpe ratio	-	-	-	0.37
Annualised tracking error %	2.38	2.87	3.35	3.55

Holdings (as at end March 2024)

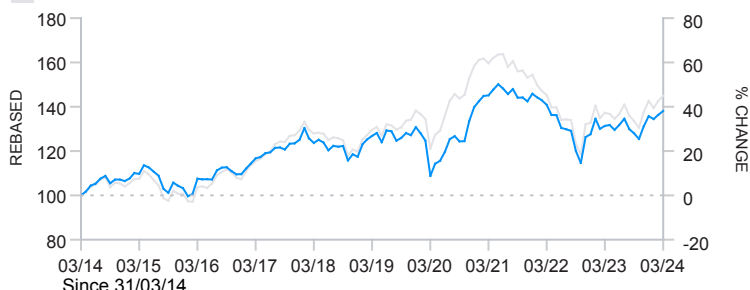
TOP 10	%
Taiwan Semiconductor	5.0
Samsung Electronics	4.0
Tencent	1.6
Bank Rakyat Indonesia	1.5
Infosys	1.5
Santos	1.3
Telstra	1.2
HDFC Bank	1.1
AIA Group	1.1
China Yangtze Power	1.1

Performance

Cumulative Performance (%)#

JPM Asia Pacific Income A (dist) - USD

Customised benchmark¹⁾



	1 month	3 months	1 year	3 years	5 years	Since launch
A (dist) - USD (NAV to NAV)	1.3	1.7	5.1	-4.9	8.9	277.9
A (dist) - USD (Charges applied)*	-3.5	-3.1	0.1	-9.4	3.7	259.7
Benchmark (in USD) ¹⁾	1.7	1.7	5.6	-9.2	12.0	247.0
A (irc) - AUD (hedged) (NAV to NAV)	1.3	1.5	3.3	-9.2	0.4	34.2
A (irc) - AUD (hedged) (Charges applied)*	-3.6	-3.3	-1.6	-13.5	-4.4	27.8
A (div) - SGD (NAV to NAV)	1.8	4.1	6.7	-4.6	8.4	13.9
A (div) - SGD (Charges applied)*	-3.1	-0.9	1.7	-9.1	3.2	8.5
A (mth) - SGD (NAV to NAV)	1.8	4.0	6.7	-4.6	8.4	65.9
A (mth) - SGD (Charges applied)*	-3.1	-1.0	1.6	-9.1	3.2	57.9
A (mth) - SGD (hedged) (NAV to NAV)	1.2	1.3	3.4	-7.4	4.7	29.4
A (mth) - SGD (hedged) (Charges applied)*	-3.7	-3.5	-1.6	-11.9	-0.3	23.2
A (acc) - USD (NAV to NAV)	1.3	1.8	5.2	-4.8	9.0	146.5
A (acc) - USD (Charges applied)*	-3.5	-3.1	0.2	-9.4	3.8	134.8
A (mth) - USD (NAV to NAV)	1.3	1.8	5.2	-4.8	9.0	72.5
A (mth) - USD (Charges applied)*	-3.5	-3.1	0.2	-9.3	3.8	64.3

Annualised Performance (%)#

	3 years	5 years	Since launch
A (dist) - USD (NAV to NAV)	-1.6	1.7	6.0
A (dist) - USD (Charges applied)*	-3.2	0.7	5.8
Benchmark (in USD) ¹⁾	-3.2	2.3	5.6
A (irc) - AUD (hedged) (NAV to NAV)	-3.2	0.1	2.8
A (irc) - AUD (hedged) (Charges applied)*	-4.7	-0.9	2.4
A (div) - SGD (NAV to NAV)	-1.5	1.6	2.0
A (div) - SGD (Charges applied)*	-3.1	0.6	1.3
A (mth) - SGD (NAV to NAV)	-1.6	1.6	4.5
A (mth) - SGD (Charges applied)*	-3.1	0.6	4.0
A (mth) - SGD (hedged) (NAV to NAV)	-2.5	0.9	2.4
A (mth) - SGD (hedged) (Charges applied)*	-4.1	-0.1	1.9
A (acc) - USD (NAV to NAV)	-1.6	1.7	4.9
A (acc) - USD (Charges applied)*	-3.2	0.7	4.6
A (mth) - USD (NAV to NAV)	-1.6	1.7	4.7
A (mth) - USD (Charges applied)*	-3.2	0.7	4.3

Past performance is not indicative of current or future results. Please refer to page 2 for further details.

Portfolio Characteristics

Bond quality (%)

AA: 1.46
A: 14.32
BBB: 21.54
< BBB: 10.04
Non Rated: 1.38

Average: duration/maturity (years)

4.4/6.3

Yield to maturity (%)

6.4

Equity dividend yield (%)

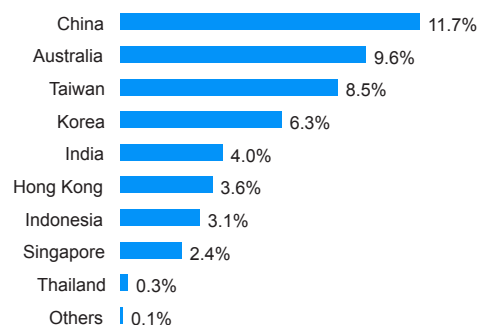
3.73

Fund Codes

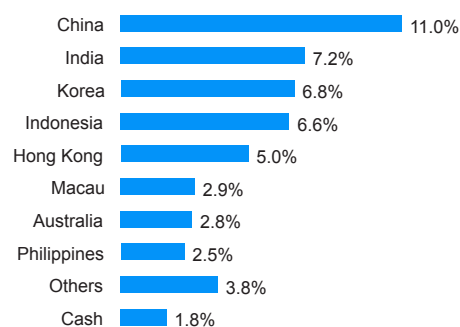
Fund Codes	ISIN	Bloomberg code	Launch Date
A (dist) - USD	LU0117844026	FFPBALA LX	15/06/01
A (irc) - AUD (hedged)	LU0969268043	JPAPAHA LX	07/10/13
A (div) - SGD	LU1655091459	JPAPIAS LX	28/09/17
A (mth) - SGD	LU0831103253	JPJFAAS LX	19/09/12
A (mth) - SGD (hedged)	LU0898667661	JPAPAHX LX	14/03/13
A (acc) - USD	LU0210527791	JPPBAAU LX	31/03/05
A (mth) - USD	LU0784639295	JFPACAI LX	25/05/12

Portfolio Breakdown

Equity



Fixed Income



*Due to a change in pricing model, post 31.10.16 (effective date), performance calculations are on a single pricing basis, taking into account any initial and redemption fees. Prior to 31.10.16, performance calculations are on an offer-to-bid basis. The maximum initial charge (if any) is taken into account for performance calculations. #Effective 14 June 2012, JPMorgan Funds – Asia Pacific Income Fund was restructured. Key changes include fund name, investment objectives, investment universe, benchmark and distribution yield. Performance prior to 14.06.12 was achieved under circumstances that no longer apply. Please refer to the offering document for details. Source: J.P. Morgan Asset Management/ RIMES (NAV to NAV and charges applied in denominated currency with income reinvested, taking into account all charges which would have been payable upon such reinvestment). 2023 Morningstar, Inc. All right reserved. The information contained herein: (1) is proprietary to Morningstar and/or its content providers; (2) may not be copied or distributed; and (3) is not warranted to be accurate, complete, or timely. Neither Morningstar nor its content providers are responsible for any damages or losses arising from any use of this information. Past performance is no guarantee of future results. Source of star rating: Morningstar, Inc., awarded to A (acc) - USD Class, A (dist) - USD Class, A (mth) - SGD Class, A (mth) - USD Class and A (div) - SGD Class. Source of bond rating: Moody's, S&P and Fitch. Any overweight in any investment holding exceeding the limit set out in the Investment Restrictions was due to market movements and will be rectified shortly. Asset classes that are not displayed in the individual breakdown are grouped under Others. 1)50% MSCI All Country Asia Pacific ex Japan Index (Total Return Net) (Dividends reinvested after deduction of withholding tax) + 50% J.P. Morgan Asia Credit Index (Total Return Gross). This benchmark is customised by J.P. Morgan Asset Management and replaced the previous 50% J.P. Morgan Asia Credit (Total Return Gross) + 50% MSCI AC Pacific (Total Return Net) on 14.06.12. Index weights are rebalanced monthly. 2)All data is calculated from the month end after inception. 3)This award is issued by Asia Asset Management in the year specified, reflecting performance as at end November 2022.

This advertisement or publication has not been reviewed by the Monetary Authority of Singapore. It does not constitute investment advice, or an offer to sell, or a solicitation of an offer to buy any security, investment product or service. Informational sources are considered reliable but you should conduct your own verification of information contained herein. Investments involve risks. Investments in funds are not deposits and are not considered as being comparable to deposits.

Past performance is not indicative of future performance and investors may not get back the full or any part of the amount invested. Dividend distributions if any are not guaranteed and are made at the manager's discretion. Fund's net asset value may likely have high volatility due to its investment policies or portfolio management techniques. Funds which are invested in emerging markets, smaller companies and financial derivative instruments may also involve higher risks and are usually more sensitive to price movements. Any applicable currency hedging process may not give a precise hedge and there is no guarantee that any hedging will be successful. Investors in a currency hedged fund or share class may have exposure to currencies other than the currency of their fund or share class. Investors should make their own investigation or evaluation or seek independent advice prior to making any investment. Please refer to the Singapore Offering Documents (including the risk factors set out therein) and the relevant Product Highlights Sheet for details at <https://am.jpmorgan.com/sg>.

In case of any inconsistency in translations of this document, the English version will prevail.

To the extent permitted by applicable law, we may record telephone calls and monitor electronic communications to comply with our legal and regulatory obligations and internal policies. Personal data will be collected, stored and processed by J.P. Morgan Asset Management in accordance with our privacy policies at <https://am.jpmorgan.com/global/privacy>.

All data is as at the document date unless indicated otherwise.

For more information, please contact your bank, financial adviser, visit <https://am.jpmorgan.com/sg> or call us at (65) 6882 1328.

Issued by JPMorgan Asset Management (Singapore) Limited (Co. Reg. No. 197601586K). All rights reserved.