

# Allianz Best Styles Global Equity

Allianz Global Investors Fund  
ET



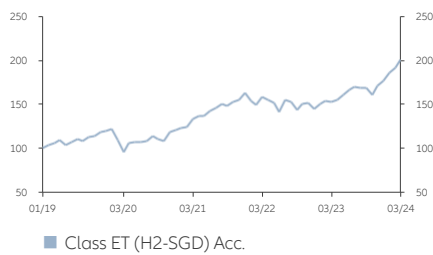
**Allianz**   
Global Investors

## Investment Objective

The Fund aims at long-term capital growth by investing in global equity markets.

## Performance Overview

Indexed Performance since Inception (Bid-Bid)

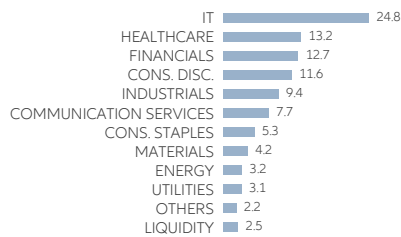


Performance History	Year to Date	1 Month	3 Months	6 Months	1 Year	3 Years (p.a.)	5 Years (p.a.)	Since Inception (p.a.)
Bid-Bid (%)	13.47	4.82	13.47	19.36	31.15	14.66	13.71	14.44
Offer-Bid <sup>1</sup> (%)	7.80	-0.42	7.80	13.40	24.59	12.71	12.55	13.31
Benchmark (%)	9.84	3.32	9.84	20.16	24.84	9.60	–	–

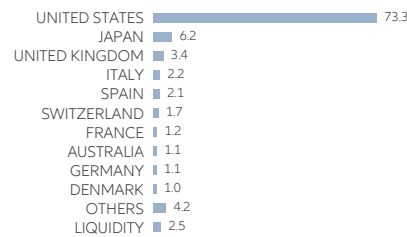
Risk / Return Ratios	3 Years	5 Years
Sharpe Ratio	0.90	0.75
Volatility	13.15%	15.37%
Tracking Error	7.92%	8.51%
Information Ratio	0.64	0.44

## Portfolio Analysis

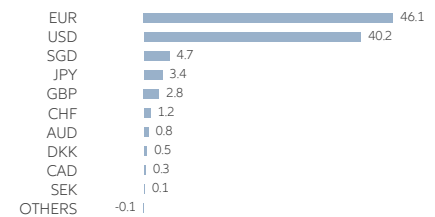
### Sector Allocation (%)



### Country/Location Allocation (%)



### Currency Allocation (%)



Top 10 Holdings (Country/Location) <sup>2</sup>	Sector	%
MICROSOFT CORP (US)	IT	5.7
APPLE INC (US)	IT	4.8
NVIDIA CORP (US)	IT	3.6
AMAZON.COM INC (US)	CONS. DISC.	2.6
ALPHABET INC-CL C (US)	COMMUNICATION SERVICES	1.9
META PLATFORMS INC-CLASS A (US)	COMMUNICATION SERVICES	1.9
BERKSHIRE HATHAWAY INC-CL B (US)	FINANCIALS	1.7
BROADCOM INC (US)	IT	1.5
JPMORGAN CHASE & CO (US)	FINANCIALS	1.5
JOHNSON & JOHNSON (US)	HEALTHCARE	1.4
<b>Total</b>		<b>26.6</b>

## Fund Details

Class ET (H2-SGD) Acc.	
Official benchmark <sup>3</sup>	MSCI World NR EUR
Fund Manager	Kai Hirschen
Fund Size <sup>4</sup>	EUR 2,615.43m
Base Currency	EUR
Number of Holdings	268
SFDR Category <sup>5</sup>	Article 6
Initial Fee	Current at 0% (CPFIS-OA), Up to 5% (SRS & CASH)
Eligible Investment Scheme <sup>6</sup>	CASH, CPFIS-OA <sup>7</sup> , SRS
All-in-Fee <sup>8</sup>	1.30% p.a.
Total Expense Ratio <sup>9</sup>	1.35%
Unit NAV	SGD 20.0645
Inception Date	31/01/2019
Dividend Frequency	N/A
ISIN Code	LU1914381329
Bloomberg Ticker	ALGH2S LX

Source: All fund data quoted are Allianz Global Investors/IDS GmbH, as at 31/03/2024, unless stated otherwise.

Performance returns for periods over one year are annualised. Fund performance is calculated in the respective fund currency with net income and dividends reinvested. Investment returns are denominated in the respective base currency of the fund.

- 1) "Offer-Bid" performance data takes into account up to 5.00% of the initial fee of the investment.
- 2) The information is provided for illustrative purposes only to demonstrate the Fund's investment strategy, it should not be considered a recommendation to purchase or sell any particular security or strategy or an investment advice. There is no assurance that any securities discussed herein will remain in the Fund at the time you receive this document. Past performance is not indicative of future results. While best efforts are used in compiling the information, Allianz Global Investors and its affiliated entities expressly assumes no warranty of any kind, actual or implied, for the accuracy, completeness and timeliness of the information.
- 3) With effect from 29 November 2019.
- 4) The Fund size quoted includes all share classes of the Fund.
- 5) EU Sustainable Finance Disclosure Regulation. Information is accurate at time of publishing.
- 6) Investment using Supplementary Retirement Scheme ("SRS") and CPF monies is only applicable to investors in Singapore.
- 7) Investors should refer to the CPF interest rate structure from the CPF website and read the Prospectus obtainable from AllianzGI Singapore or any of its appointed distributors before investing.
- 8) The All-in-Fee includes the expenses previously called management and administration fees.
- 9) Total Expense Ratio (TER): Total cost (except transaction costs) charged to the Fund during the last financial year expressed as a ratio of the Fund's average NAV. For share classes that have been incepted for less than one year as at close of the last financial year (please refer to the Inception Date in the Fund Details table), the TER will be annualised. For share classes incepted after the close of the last financial year, the TER will be reflected as N/A.

The information presented here is intended for general circulation and does not constitute a recommendation to anyone; it also has not taken into account the specific investment objectives, financial situation or particular needs of any particular person. Information herein is based on sources we believe to be accurate and reliable as at the date it was made. We reserve the right to revise any information herein at any time without notice. No offer or solicitation to buy or sell securities and no investment advice or recommendation is made herein. In making investment decisions, investors should not rely solely on this publication but should seek independent professional advice. However, if you choose not to seek professional advice, you should consider the suitability of the product for yourself. Past performance of the fund manager(s) and the fund is not indicative of future performance. Prices of units in the Fund and the income from them, if any, may fall as well as rise and cannot be guaranteed. Distribution payments of the Fund, where applicable, may at the sole discretion of the Manager, be made out of either income and/or net capital gains or capital of the Fund. As a result of the payment, the Fund's net asset value is expected to be immediately reduced. The dividend yields and payouts are not guaranteed and might change depending on the market conditions or at the Manager's discretion; past payout yields and payments do not represent future payout yields and payments. Investment involves risks including the possible loss of principal amount invested and risks associated with investment in emerging and less developed markets. The Fund may invest in financial derivative instruments and/or structured products and be subject to various risks (including counterparty, liquidity, credit and market risks etc.). Past performance, or any prediction, projection or forecast, is not indicative of future performance. Investors should read the Prospectus obtainable from Allianz Global Investors Singapore Limited or any of its appointed distributors for further details including the risk factors, before investing. The duplication, publication, extraction, or transmission of the contents, irrespective of the form is not permitted, except for the case of explicit permission by Allianz Global Investors. This publication has not been reviewed by the Monetary Authority of Singapore (MAS). MAS authorization/recognition is not a recommendation or endorsement. The issuer of this publication is Allianz Global Investors Singapore Limited (79 Robinson Road, #09-03, Singapore 068897, Company Registration No. 199907169Z).

Admaster ID: 3368065