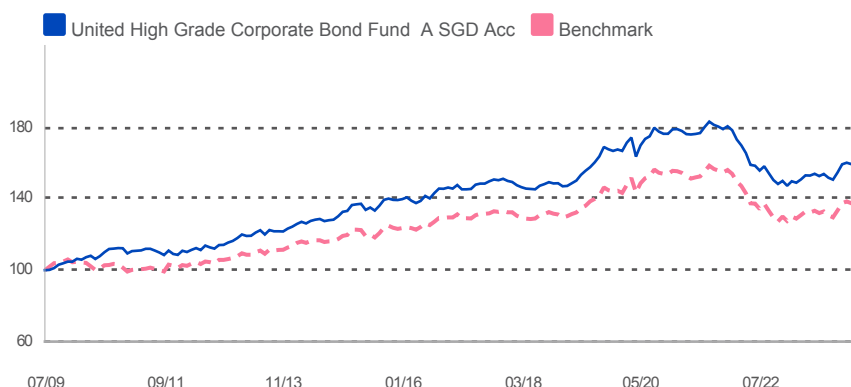


United High Grade Corporate Bond Fund

Investment Objective

The investment objective of the Sub-Fund is to maximise returns over the long term through investments in a portfolio which consists mainly of investment grade corporate bonds issued globally.

Fund Performance Since Inception in Base Currency



Fund performance is calculated on a NAV to NAV basis.

Benchmark: Since Inception - Dec 14: Merrill Lynch Global Large Cap Corporate Index, 1-10 Yrs; Jan 15 - Present: Bloomberg Barclays Global Aggregate Corporate Benchmark Index

Performance By Share Class	Cumulative Performance (%)				Annualised Performance (%)			
	1M	3M	6M	1Y	3Y	5Y	10Y	Since Incept
A SGD Acc								
Fund NAV to NAV	1.32	1.38	6.39	7.10	-2.83	1.04	2.50	3.32
Fund (Charges applied [^])	-1.72	-1.66	3.20	3.89	-3.81	0.42	2.19	3.11
Benchmark	1.54	1.53	6.80	6.71	-2.65	0.70	1.93	2.30
A SGD Acc (Hedged)								
Fund NAV to NAV	0.76	-1.31	6.55	3.83	-3.65	0.46	--	1.01
Fund (Charges applied [^])	-2.26	-4.27	3.35	0.71	-4.63	-0.15	--	0.47
Benchmark	1.54	1.53	6.80	6.71	-2.65	0.70	--	1.08

Source: Morningstar. Performance as at 31 March 2024, SGD basis, with dividends and distributions reinvested, if any. Performance figures for 1 month till 1 year show the % change, while performance figures above 1 year show the average annual compounded returns. Since inception performance under 1 year is not annualised.

[^]Includes the effect of the current subscription fee that is charged, which an investor might or might not pay.

Fund Information

Fund Size

SGD 66.66 mil

Base Currency

SGD


Fund Ratings



as of 31 March 2024

Awards

Best Fixed-Income Fund House – UOB Asset Management Ltd. Morningstar Singapore Fund Awards 2017



Awards 2017

Contact Details

UOB Asset Management Ltd
80 Raffles Place #03-00
UOB Plaza 2
Singapore 048624

Hotline

1800 22 22 228(8am to 8pm daily, Singapore time)

Email

uobam@UOBGroup.com

Website

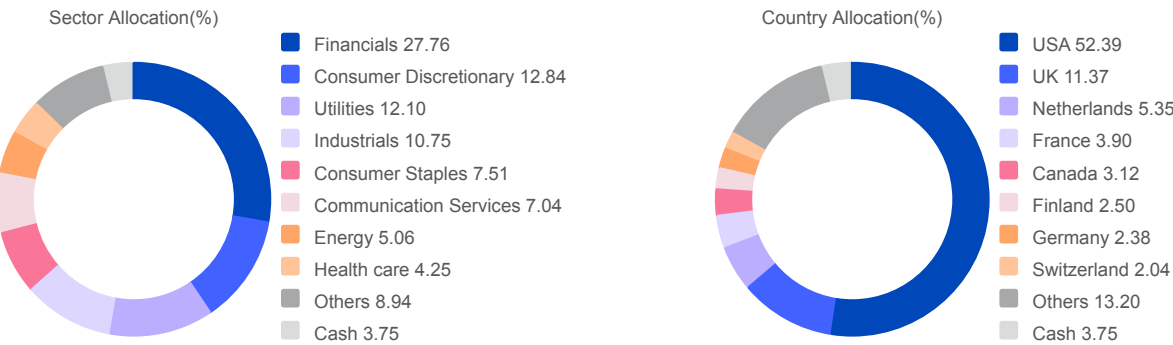
uobam.com.sg



Right By You

United High Grade Corporate Bond Fund

Portfolio Characteristics



Top 5 Holdings(%)

US TREASURY N/B 11/53 4.75	4.07	Effective Duration	4.49 Years
ELECTRICITE DE FRANCE SA 10/25 3.625	2.41	Number of Issues	82
BRAMBLES FINANCE PLC COMPANY 03/31 4.25	2.30	Weighted Average Maturity	7.06 Years
T MOBILE USA INC COMPANY GUAR 01/34 5.75	2.14	Weighted Average Yield to Maturity	4.66 %
NTT FINANCE CORP 07/24 4.142	2.03	3 Year Annualised Std Deviation	5.77 %

Fund Statistics

Share Class Details

Share Class	NAV Price	Bloomberg Ticker	ISIN Code	Inception Date	Subscription mode
A SGD Acc	SGD 1.614	UGUHGCB SP	SG9999006399	Jul 09	Cash, SRS
A SGD Acc (Hedged)	SGD 1.058	UHGASAH SP	SG9999018477	Jul 18	Cash, SRS

Share Class	Min. initial investment	Min. subsequent investment	Subscription fee(%)	Annual management fee(%)
A SGD Acc	SGD 1,000	SGD 500	3	0.80
A SGD Acc (Hedged)	SGD 1,000	SGD 500	3	0.80

United High Grade Corporate Bond Fund

Important Notice & Disclaimers

Investors should consider carefully whether to subscribe for units in the base currency of the Fund or for units in various classes which are denominated in their respective currencies. The difference in the performances of the Fund in various currencies, if applicable, is a reflection of fluctuating exchange rates during the relevant period.

A prospectus for the fund(s) (the "Fund(s)") may be obtained from the Manager or any of its appointed distributors. Investors should read the prospectus before deciding whether to subscribe for or purchase units in the Fund(s) ("Units"). All applications for Units must be made on application forms accompanying the prospectus or otherwise as described in the prospectus. **Past performance of the Fund(s) or the Manager and any prediction, projection or forecast on the economy or markets are not necessarily indicative of the future or likely performance of the Fund(s) or the Manager.** Any extraordinary performance may be due to exceptional circumstances which may not be sustainable. The value of Units and any income from the Fund(s) may fall as well as rise. The above information is strictly for general information only and must not be construed as an offer or solicitation to deal in Units, nor a recommendation to invest in any company mentioned herein. Investments in unit trusts are not obligations of, deposits in, or guaranteed or insured by UOB, UOBAM, or any affiliates or distributors. The Fund may use or invest in financial derivative instruments and you should be aware of the risks associated with investments in financial derivative instruments which are described in the Fund's prospectus. An investment in unit trusts is subject to investment risks and foreign exchange risks, including the possible loss of the principal amount invested. Investors may wish to seek advice from a financial adviser before making a commitment to invest in Units. In the event an investor chooses not to seek advice from a financial adviser, the investor should consider carefully whether the Fund(s) is/are suitable for him.

Source: Bloomberg Index Services Limited. BLOOMBERG® is a trademark and service mark of Bloomberg Finance L.P. and its affiliates (collectively "Bloomberg"). BARCLAYS® is a trademark and service mark of Barclays Bank Plc (collectively with its affiliates, "Barclays"), used under license. Bloomberg or Bloomberg's licensors, including Barclays, own all proprietary rights in the Bloomberg Barclays indices. Neither Bloomberg nor Barclays approves or endorses this material, or guarantees the accuracy or completeness of any information herein, or makes any warranty, express or implied, as to the results to be obtained therefrom and, to the maximum extent allowed by the law, neither shall have any liability or responsibility for injury or damages arising in connection therewith.

This advertisement has not been reviewed by the Monetary Authority of Singapore.

UOB Asset Management Ltd Company Reg No. 198600120Z