

BGF Global Multi-Asset Income Fund
A8 Hedged New Zealand Dollar
BlackRock Global Funds

BlackRock

March 2024

Unless otherwise stated, Performance, Portfolio Breakdowns and Net Asset information as at: 31-Mar-2024.

INVESTMENT OBJECTIVE

The Global Multi-Asset Income Fund follows a flexible asset allocation policy that seeks an above average income without sacrificing long term capital growth. The Fund invests globally in the full spectrum of permitted investments including equities, equity-related securities, fixed income transferable securities (which may include some high yield fixed income transferable securities), units of undertakings for collective investment, cash, deposits and money market instruments. This Fund distributes income gross of expenses. Currency exposure is flexibly managed.

CUMULATIVE & ANNUALISED PERFORMANCE

Fund	CUMULATIVE (%)					ANNUALISED (% p.a.)		
	1m	3m	6m	YTD	1y	3y	5y	S.I.
Fund	1.78	2.30	9.67	2.30	9.16	-0.07	2.21	3.77
Share Class [Max IC Applied]	-3.30	-2.81	4.18	-2.81	3.70	-1.76	1.16	3.28
Base Share Class	1.76	2.29	9.92	2.29	9.53	0.45	3.00	3.87
Base Share Class [Max IC applied]	-3.33	-2.82	4.42	-2.82	4.05	-1.25	1.95	3.42

CALENDAR YEAR PERFORMANCE

	2019	2020	2021	2022	2023
Fund	12.41	3.93	5.57	-13.85	9.12

The base share class currency is as indicated in the “Key Facts” section. For hedged currency share classes only, the benchmark reflected is in the base currency.

LATEST DISTRIBUTION INFORMATION

Ex Date	Dividend per unit
28-Mar-2024	0.0360 NZD



Morningstar, Inc. All Rights Reserved.

KEY FACTS

Asset Class : Multi Asset
Fund Inception Date : 28-Jun-2012
Share Class Inception Date : 17-Jul-2013
Fund Base CCY : USD
Share Class Currency : NZD
Distribution Frequency : Monthly Stable with IRD
Fund Size (mil) : 4,666.59 USD
Morningstar Category : Other Allocation
ISIN : LU0949170343
Bloomberg Ticker : BGMAA8N

FEES AND CHARGES*

Initial Charge : 5.00%
Annual Management Fee : 1.50%
*For Fee details, please refer to the Fund Prospectus.

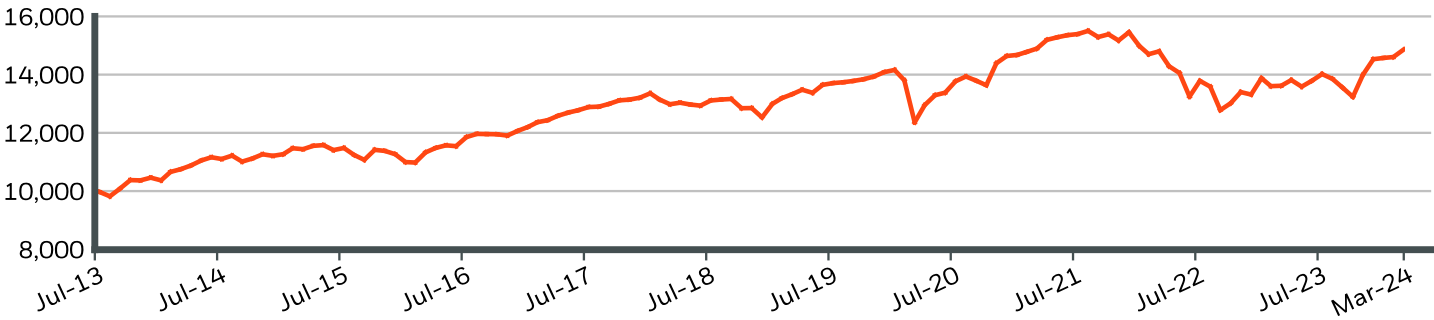
PORTFOLIO MANAGERS

Alex Shingler
Justin Christofel


BGF Global Multi-Asset Income Fund
A8 Hedged New Zealand Dollar
BlackRock Global Funds



GROWTH OF 10,000 SINCE LAUNCH



These figures show as a NAV change of the Fund based on a hypothetical \$10,000 investment in the share class.

 Fund BGF Global Multi-Asset Income FundA8 Hedged New Zealand Dollar

Contact Us

For SG: +65 6411 3000 • www.blackrock.com/sg • APACService@BlackRock.com

BGF Global Multi-Asset Income Fund

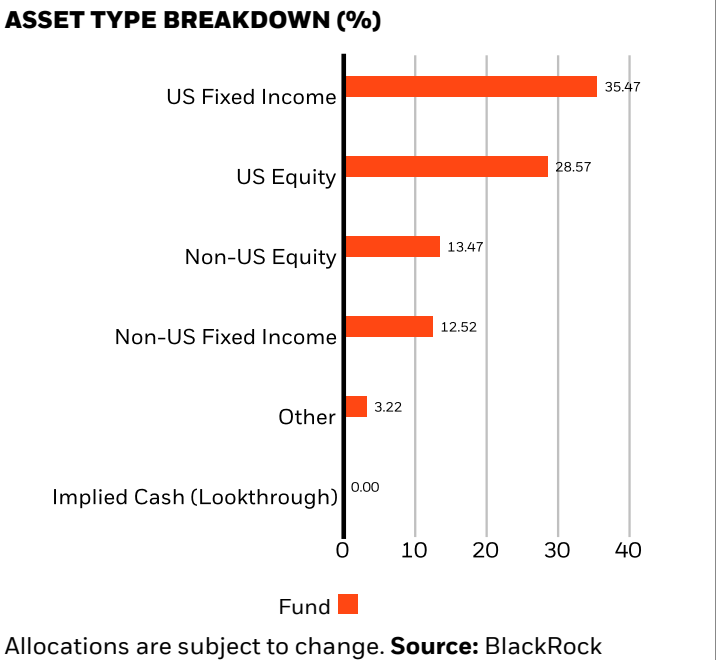
A8 Hedged New Zealand Dollar

BlackRock Global Funds



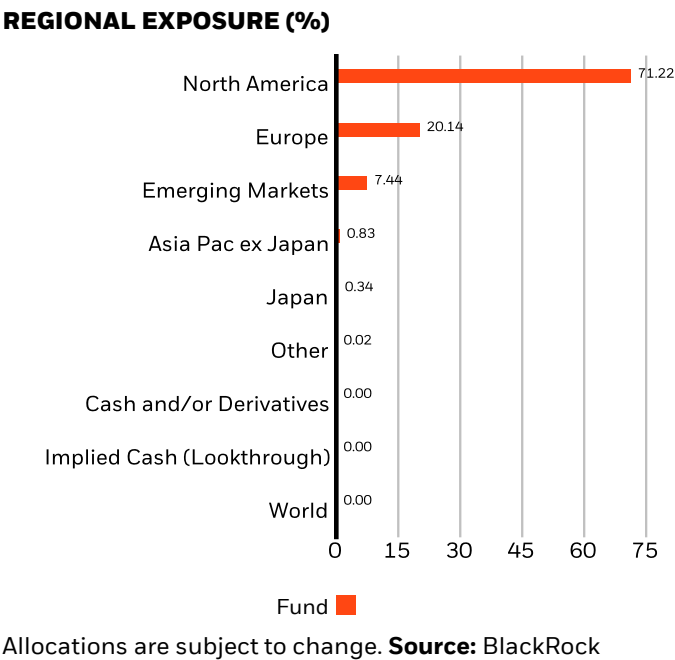
TOP 10 HOLDINGS (%)	
ISH MSCI USA Qty Div ESG UCITS ETF	3.82%
ISHARES \$ HIGH YIELD CRP BND ETF \$	2.06%
ISH US MBS ETF USD DIST	1.13%
BGF USD HIGH YIELD BD X6 USD	0.92%
ISHARES CORE S&P 500 UCITS ETF (DI	0.75%
TAIWAN SEMICONDUCTOR MANUFACTURING	0.54%
TREASURY (CPI) NOTE 0.25 01/15/2025	0.50%
TREASURY (CPI) NOTE 2.375 01/15/2025	0.50%
MICROSOFT CORP	0.45%
AMZN UBS AG (LONDON BRANCH)	0.43%
16.14/24/2024	
Total of Portfolio	11.10%

PORTFOLIO CHARACTERISTICS	
5 Years Beta :	-
5 Years Volatility :	9.39
3 Years Volatility :	8.96
3 Years Beta :	-
Weighted Average Market Capitalization (M) :	224,314 USD
Modified Duration :	2.59
Price to Book Ratio :	1.70x
Price to Earnings Ratio :	13.92x
Number of Holdings :	3,122



GEOGRAPHIC BREAKDOWN (%)

Exposure breakdowns data is unavailable at this time.



IMPORTANT INFORMATION:

Prior to 10 April 2023, the Fund was managed by Michael Fredericks, Justin Christofel and Alex Shingler.

Unless otherwise specified, all information as of 15-Apr-2024.

This advertisement or publication has not been reviewed by the Monetary Authority of Singapore. For distributing share classes, dividends are not guaranteed and may be paid out of capital. Dividend data may not be available on the issue date of this factsheet. Details on distribution may be available on request. Payments on dividends result in a reduction of the NAV per share of the Fund on the ex-dividend date. Actual dividend payout will be subject to the manager's discretion. Fund performance is shown on a NAV to NAV basis on the assumption that all distributions are reinvested, taking into account all charges which would have been payable upon such reinvestment. The Fund may use or invest in financial derivatives. In Singapore, this material is issued by BlackRock (Singapore) Limited (company registration number: 200010143N). This material is for informational purposes only and does not constitute an offer or solicitation to purchase or sell units in the Fund. Sources: BlackRock and Morningstar. Investment involves risk. Past performance is not necessarily a guide to future performance or returns. The value of investments and the income from them can fluctuate and is not guaranteed. Rates of exchange may cause the value of investments to go up or down. Investors may not get back the amount they invest. Individual stock price/figure does not represent the return of the Fund. BlackRock Global Funds (BGF) is an open-ended investment company established in Luxembourg which is available for sale in certain jurisdictions only. BGF is not available for sale in the U.S. or to U.S. persons. Product information concerning BGF should not be published in the U.S. BGF has appointed BlackRock (Singapore) Limited as its Singapore representative and agent for service of process.

Subscriptions in BGF are valid only if made on the basis of the current Prospectus and the Product Highlights Sheet available on our website www.blackrock.com/sg and you must read these documents before you invest. Investors may wish to seek advice from a financial adviser before purchasing units of the Fund. In the event that you choose not to seek advice from a financial adviser, you should consider carefully whether the Fund in question is suitable for you. Any past payout yields and payments are not indicative of future payout yields and payments. Distributions (if any) is not guaranteed and might be changed at the discretion of the Directors or Manager. Distribution may be declared out of income and/or capital of the Fund, in accordance with the prospectus. Such distributions may result in an immediate reduction of the net asset value per unit in the Fund. Some funds may generate a material portion of their payout income from financial derivatives. This may expose the funds to a higher degree of risk. These risks are described in the funds' prospectuses.

© 2024 BlackRock, Inc., All Rights Reserved.

Contact Us

For SG: +65 6411 3000 • www.blackrock.com/sg • APACService@BlackRock.com