

# Monthly Fund Factsheet

29 February 2024

Scan QR code for offering documents



## FSSA Regional India Fund

### Objectives and investment strategy

The Fund aims to achieve long term capital appreciation and invests all or substantially all of its assets in the FSSA Indian Subcontinent Fund (the "Underlying Sub-Fund"), under the Dublin registered First Sentier Investors Global Umbrella Fund plc. The Underlying Sub-Fund invests primarily (at least 70% of its net asset value) in a diversified portfolio of equity securities or equity-related securities issued by companies of the Indian subcontinent. Countries of the Indian subcontinent include India, Pakistan, Sri Lanka and Bangladesh. The Underlying Sub-Fund concentrates on securities that are listed, traded or dealt in on regulated markets in the Indian subcontinent and offshore instruments issued by companies established or operating or have significant interests in the Indian subcontinent and listed on other regulated markets.

### Fund information

Fund size	S\$190.0mn
Dealing	Monday to Friday (except public holidays)
Minimum initial investment	S\$1,000
Minimum subsequent investment	S\$100
Management fee	1.75%p.a.
Initial charge	5.0% (Cash / SRS)

### Annualised performance in SGD (%)^

	1yr	3yrs	5yrs	10yrs	Since inception
Class A (SGD - Acc) (Ex initial charges)	32.9	12.9	11.4	13.5	9.3
Class A (SGD - Acc) (Inc initial charges)	26.2	11.0	10.3	12.9	9.1
Benchmark*	37.7	13.7	13.6	11.4	7.6

### Cumulative performance in SGD (%)^

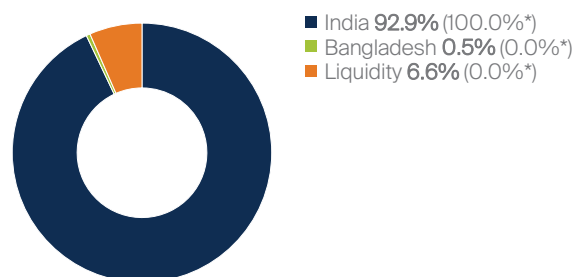
	3mths	1yr	3yrs	5yrs	10yrs	Since inception
Class A (SGD - Acc) (Ex initial charges)	11.4	32.9	43.9	71.8	253.5	1,290.7
Class A (SGD - Acc) (Inc initial charges)	5.8	26.2	36.7	63.3	235.8	1,221.1
Benchmark*	14.7	37.7	47.1	89.2	193.3	767.3

Source: Lipper, First Sentier Investors. Single pricing basis with net income reinvested.

### Top 10 company holdings (%)

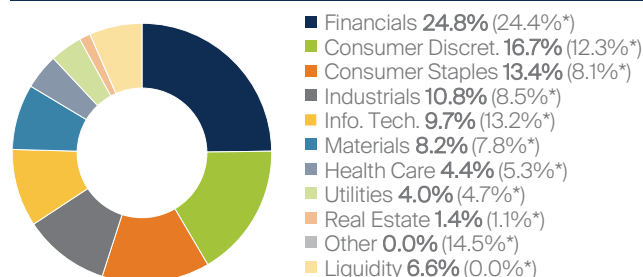
Security name	Sector	%
HDFC Bank	(Financials)	8.2
Colgate-Palmolive (India) Limited	(Consumer Staples)	6.2
ICICI Bank Limited	(Financials)	5.5
Axis Bank Limited	(Financials)	4.9
Blue Star Limited	(Industrials)	4.8
Tata Motors Limited	(Consumer Discret.)	4.4
Mahanagar Gas Ltd	(Utilities)	4.0
HCL Technologies Limited	(Info. Tech.)	3.7
Infosys	(Info. Tech.)	3.5
Bajaj Auto Limited	(Consumer Discret.)	3.1

### Geographic breakdown<sup>†</sup>



\*Index weight

### Sector breakdown<sup>†</sup>



\*Index weight

### Available share classes

Share class	Inception date	Nav/per share	ISIN code
Class A (Acc)	22 Aug 1994	S\$13.2114	SG9999000186

# FSSA Regional India Fund

## Important Information

<sup>^</sup> The performance prior to 18 Oct 02 is in relation to the Fund before its conversion to a feeder fund.

<sup>\*</sup> MSCI India Index

The Fund may hold multiple equity securities in the same company, which have been combined to provide the Fund's total position in that company. Index weights, if any, typically include only the main domestic-listed security. The above Fund weightings may or may not include reference to multiple securities.

<sup>+</sup> Allocation percentage is rounded to the nearest one decimal place and the total allocation percentage may not add up to 100%.

Note: Asset allocation and top holdings/issuers information provided pertain to the underlying fund. This document is prepared for information only and does not contain or constitute investment advice. A copy of the Prospectus is available and may be obtained from the Manager, First Sentier Investors (Singapore), or any of our distributors. Investors should read the Prospectus and consult a financial adviser before deciding to make any investment. In the event of discrepancies between the marketing materials and the Prospectus, the Prospectus shall prevail. The value of the Fund and the income from them, if any, may fall or rise. Past performance of the Fund or the Manager and any economic and market trends or forecast, is not indicative of the future or likely performance of the Fund or the Manager. To the extent permitted by law, neither the Manager, nor any of its associates, nor any director, or employee accepts any liability for any loss arising directly or indirectly from any use of this document. Units are not available to U.S. persons. Reference to specific securities (if any) is included for the purpose of illustration only and should not be construed as a recommendation to buy or sell the same. Investors should refer to the Prospectus for full details of the Objectives and investment strategy for the Fund.

This document is issued by First Sentier Investors (Singapore) (registration number 196900420D). First Sentier Investors (registration number 53236800B) and FSSA Investment Managers (registration number 53314080C) are business divisions of First Sentier Investors (Singapore). The FSSA Investment Managers logo is a trademark of the MUFG (as defined below) or an affiliate thereof. This advertisement or publication has not been reviewed by the Monetary Authority of Singapore.

First Sentier Investors (Singapore) is part of the investment management business of First Sentier Investors, which is ultimately owned by Mitsubishi UFJ Financial Group, Inc. ("MUFG"), a global financial group. First Sentier Investors includes a number of entities in different jurisdictions. To the extent permitted by law, MUFG and its subsidiaries are not responsible for any statement or information contained in this document. Neither MUFG nor any of its subsidiaries guarantee the performance of any investment or entity referred to in this document or the repayment of capital. Any investments referred to are not deposits or other liabilities of MUFG or its subsidiaries, and are subject to investment risk, including loss of income and capital invested.

# Monthly Fund Factsheet (in USD)<sup>◇</sup>

29 February 2024

Scan QR code for offering documents



## FSSA Regional India Fund

### Objectives and investment strategy

The Fund aims to achieve long term capital appreciation and invests all or substantially all of its assets in the FSSA Indian Subcontinent Fund (the "Underlying Sub-Fund"), under the Dublin registered First Sentier Investors Global Umbrella Fund plc. The Underlying Sub-Fund invests primarily (at least 70% of its net asset value) in a diversified portfolio of equity securities or equity-related securities issued by companies of the Indian subcontinent. Countries of the Indian subcontinent include India, Pakistan, Sri Lanka and Bangladesh. The Underlying Sub-Fund concentrates on securities that are listed, traded or dealt in on regulated markets in the Indian subcontinent and offshore instruments issued by companies established or operating or have significant interests in the Indian subcontinent and listed on other regulated markets.

### Fund information

Fund size	US\$141.3mn
Dealing	Monday to Friday (except public holidays)
Minimum initial investment	US\$1,000
Minimum subsequent investment	US\$100
Management fee	1.75%p.a.
Initial charge	5.0% (Cash)

### Annualised performance in USD (%)<sup>^</sup>

	1yr	3yrs	5yrs	10yrs	Since inception
Class A (SGD - Acc) (Ex initial charges)	33.0	12.5	11.5	12.8	9.7
Class A (SGD - Acc) (Inc initial charges)	26.4	10.6	10.4	12.2	9.5
Benchmark*	37.8	13.3	13.7	10.7	8.0

### Cumulative performance in USD (%)<sup>^</sup>

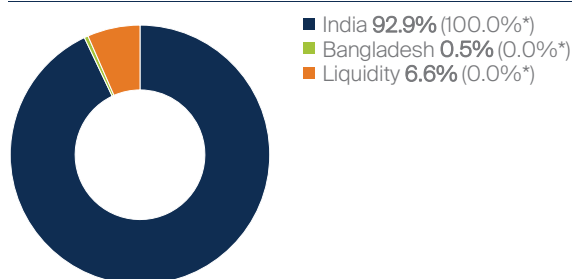
	3mths	1yr	3yrs	5yrs	10yrs	Since inception
Class A (SGD - Acc) (Ex initial charges)	10.5	33.0	42.3	72.7	233.0	1,452.4
Class A (SGD - Acc) (Inc initial charges)	5.0	26.4	35.2	64.1	216.3	1,374.8
Benchmark*	13.8	37.8	45.5	90.1	176.3	868.2

Source: Lipper, First Sentier Investors. Single pricing basis with net income reinvested.

### Top 10 company holdings (%)

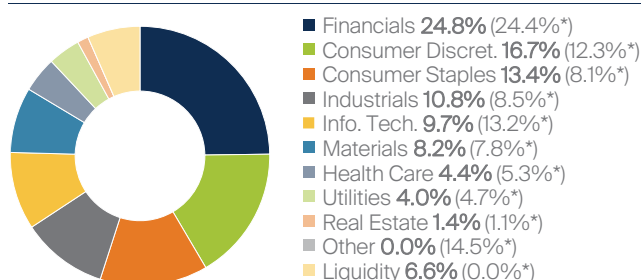
Security name	Sector	%
HDFC Bank	(Financials)	8.2
Colgate-Palmolive (India) Limited	(Consumer Staples)	6.2
ICICI Bank Limited	(Financials)	5.5
Axis Bank Limited	(Financials)	4.9
Blue Star Limited	(Industrials)	4.8
Tata Motors Limited	(Consumer Discret.)	4.4
Mahanagar Gas Ltd	(Utilities)	4.0
HCL Technologies Limited	(Info. Tech.)	3.7
Infosys	(Info. Tech.)	3.5
Bajaj Auto Limited	(Consumer Discret.)	3.1

### Geographic breakdown<sup>+</sup>



\*Index weight

### Sector breakdown<sup>+</sup>



\*Index weight

### Available share classes

Share class	Inception date	Nav/per share	ISIN code
Class A (Acc)	22 Aug 1994	US\$9.8255	SG9999000186

# FSSA Regional India Fund

## Important Information

<sup>◇</sup> Data provided in this factsheet is based on reference to the SGD pricing.

<sup>^</sup> The performance prior to 18 Oct 02 is in relation to the Fund before its conversion to a feeder fund.

<sup>\*</sup> MSCI India Index

The Fund may hold multiple equity securities in the same company, which have been combined to provide the Fund's total position in that company. Index weights, if any, typically include only the main domestic-listed security. The above Fund weightings may or may not include reference to multiple securities.

<sup>+</sup> Allocation percentage is rounded to the nearest one decimal place and the total allocation percentage may not add up to 100%.

Note: Asset allocation and top holdings/issuers information provided pertain to the underlying fund. This document is prepared for information only and does not contain or constitute investment advice. A copy of the Prospectus is available and may be obtained from the Manager, First Sentier Investors (Singapore), or any of our distributors. Investors should read the Prospectus and consult a financial adviser before deciding to make any investment. In the event of discrepancies between the marketing materials and the Prospectus, the Prospectus shall prevail. The value of the Fund and the income from them, if any, may fall or rise. Past performance of the Fund or the Manager and any economic and market trends or forecast, is not indicative of the future or likely performance of the Fund or the Manager. To the extent permitted by law, neither the Manager, nor any of its associates, nor any director, or employee accepts any liability for any loss arising directly or indirectly from any use of this document. Units are not available to U.S. persons. Reference to specific securities (if any) is included for the purpose of illustration only and should not be construed as a recommendation to buy or sell the same. Investors should refer to the Prospectus for full details of the Objectives and investment strategy for the Fund.

This document is issued by First Sentier Investors (Singapore) (registration number 196900420D). First Sentier Investors (registration number 53236800B) and FSSA Investment Managers (registration number 53314080C) are business divisions of First Sentier Investors (Singapore). The FSSA Investment Managers logo is a trademark of the MUFG (as defined below) or an affiliate thereof. This advertisement or publication has not been reviewed by the Monetary Authority of Singapore.

First Sentier Investors (Singapore) is part of the investment management business of First Sentier Investors, which is ultimately owned by Mitsubishi UFJ Financial Group, Inc. ("MUFG"), a global financial group. First Sentier Investors includes a number of entities in different jurisdictions. To the extent permitted by law, MUFG and its subsidiaries are not responsible for any statement or information contained in this document. Neither MUFG nor any of its subsidiaries guarantee the performance of any investment or entity referred to in this document or the repayment of capital. Any investments referred to are not deposits or other liabilities of MUFG or its subsidiaries, and are subject to investment risk, including loss of income and capital invested.