

AMUNDI FUNDS POLEN CAPITAL GLOBAL GROWTH

FACTSHEET

Marketing
Communication

29/02/2024

Information (Source: Amundi)

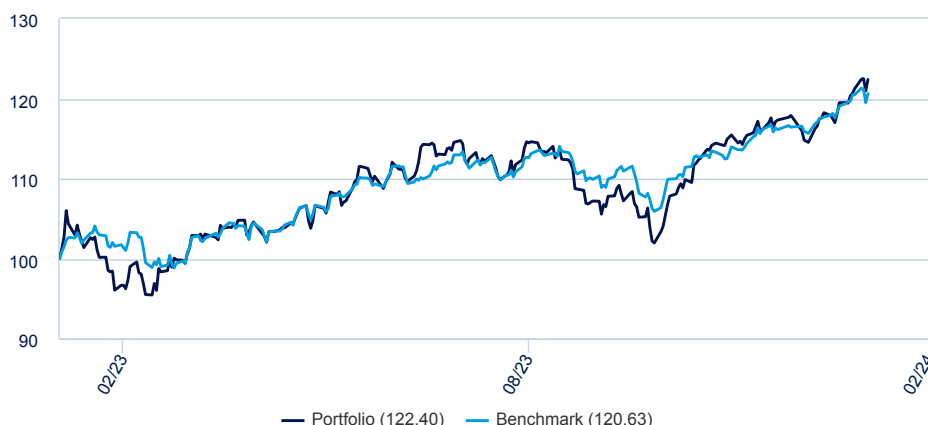
Share-class inception date : **15/12/2021**
Net Asset Value (NAV) : **49.180 (SGD)**
ISIN code : **LU2414850300**
Bloomberg code : **AMCGGAH LX**
Assets Under Management (AUM) :
787.98 (million USD)
Benchmark :
100% MSCI ACWI INDEX HEDGED USD
Fund structure : **SICAV**
Maximum front-end load : **4.50%**
Maximum management fees : **1.80% p.a.**
NAV and AUM as of : **01/02/2024**

Objective and Investment Policy

The Sub-Fund is a financial product that promotes ESG characteristics pursuant to Article 8 of the Disclosure Regulation. To achieve long-term capital growth. The Sub-Fund invests at least 51% of net assets in equities of companies that have a wide range of market capitalisation of at least USD 4 billion. The Sub-Fund may invest up to 30% of net assets in equities of companies domiciled in emerging markets. There are no currency constraints on these investments. The Sub-Fund may use derivatives for hedging. **Benchmark** : The Sub-Fund is actively managed by reference to and seeks to outperform the MSCI World All Countries (ACWI) (Net dividend) Index. The Sub-Fund is mainly exposed to the issuers of the Benchmark, however, the management of the Sub-Fund is discretionary, and will be exposed to issuers not included in the Benchmark. The Sub-Fund monitors risk exposure in relation to the Benchmark however the extent of deviation from the Benchmark is expected to be material. Further, the Sub-Fund has designated the Benchmark as a reference benchmark for the purpose of the Disclosure Regulation. The Benchmark is a broad market index, which does not assess or include its constituents according to environment characteristics and therefore is not aligned with the environmental characteristics promoted by the Sub-Fund. **Management Process** : The Sub-Fund integrates Sustainability Factors in its investment process as outlined in more detail in section "Sustainable Investment" of the Prospectus. The investment team selects equities based on a disciplined approach to valuation (bottom-up), constructing a concentrated portfolio that consists of those securities about which the investment team has conviction. The Sub-Fund seeks to achieve an ESG score of its portfolio greater than that of the Benchmark.

AMUNDI FUNDS POLEN CAPITAL GLOBAL GROWTH - A2 SGD Hgd

Bid to Bid performance evolution (rebased to 100) from 30/01/2023 to 01/02/2024



Bid to Bid returns

	1 month	3 months	6 months	1 year	Since
Since	31/01/2024	30/11/2023	31/08/2023	28/02/2023	07/02/2022
Portfolio	1.19%	6.27%	6.94%	26.62%	-0.41%
Benchmark	0.95%	6.60%	7.13%	18.99%	5.25%

Offer to Bid returns *

	1 month	3 months	6 months	1 year	Since
Since	31/01/2024	30/11/2023	31/08/2023	28/02/2023	07/02/2022
Portfolio	-3.16%	1.69%	2.33%	21.17%	-2.59%
Benchmark	0.95%	6.60%	7.13%	18.99%	5.25%

Annualised returns for periods exceeding 1 year (365 days basis).

Returns are computed on the assumption that all dividends and distributions are reinvested, taking into account all charges which would have been payable upon such reinvestment.

* Offer to Bid returns include an assumed sales charge of 4.5%, which may or may not be charged to investors.

Risk Indicator (Source : Fund Admin)



Lower Risk

Higher Risk

The risk indicator assumes you keep the product for 5 years.
The summary risk indicator is a guide to the level of risk of this product compared to other products. It shows how likely it is that the product will lose money because of movement in the markets or because we are not able to pay you.

Risk analysis (rolling) (Source: Fund Admin)

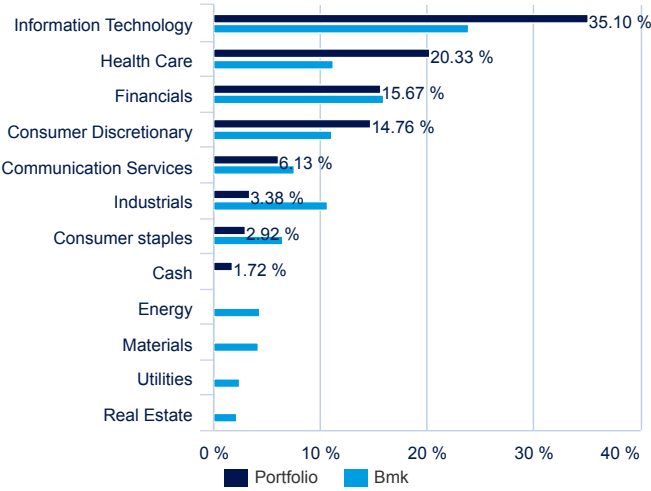
	3 years
Portfolio Volatility	-
Portfolio Information ratio	-
Portfolio Sharpe Ratio	-
Beta	-

The Sharpe Ratio is a statistical indicator which measures the portfolio performance compared to a risk-free placement

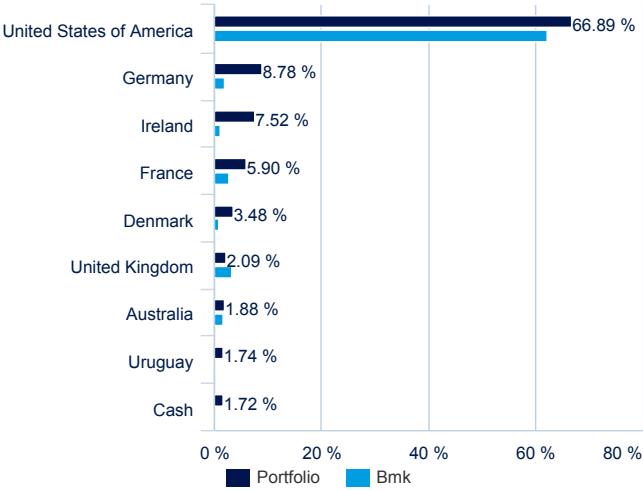
Top 10 issuers (Source: Polen)

	Exposure	Bmk
Amazon.Com Inc	9.88%	2.33%
Microsoft Corp	8.27%	4.14%
Alphabet Inc-Cl C	6.24%	1.04%
Adobe Inc	6.07%	0.36%
Sap Se	5.42%	0.28%
Aon Plc-Class A	4.79%	0.09%
Abbott Laboratories	4.64%	0.29%
Icon Plc	4.63%	0.00%
Visa Inc-Class A Shares	4.58%	0.64%
Mastercard Inc - A	4.57%	0.57%

Sector breakdown (Source: Polen)



Geographical breakdown (Source: Polen)



Dividend information

Dividend may be distributed out of interest income and/or capital gains and (in the event that interest income and/or capital gains are insufficient) out of capital attributable to the relevant share class / class. Investors should note that the declaration and/or payment of dividend (whether out of interest income, capital gains and/or capital) may have the effect of lowering the net asset value of the relevant share class / class. Past payout yields and payments do not represent future payout yields and payments.

Important and Legal Information

This document contains information about AMUNDI FUNDS POLEN CAPITAL GLOBAL GROWTH (the "Fund"), a sub-fund of Amundi Funds, an undertaking for collective investment in transferable securities existing under Part I of the Luxembourg law of 17 December 2010, organised as a société d'investissement à capital variable and registered with the Luxembourg Trade and Companies Register under number B68.806 and having its registered office at 5, Allée Scheffer, L-2520 Luxembourg. The management company of the Fund is Amundi Luxembourg S.A., 5, allée Scheffer, L-2520 Luxembourg and the Singapore Representative of the Fund is Amundi Singapore Limited (Registration No. 198900774E), 80 Raffles Place, UOB Plaza 1, #23-01, Singapore 048624 (Amundi Luxembourg S.A. and/or its affiliated companies, including without limitation Amundi Singapore Limited, being hereinafter referred to individually or jointly as "Amundi"). Amundi Singapore Limited is regulated by the Monetary Authority of Singapore.

This is a marketing communication. Investors should read the Singapore Prospectus and the Product Highlights Sheet before deciding to invest in the Fund. The share classes / classes of the Fund available for offer to the retail public in Singapore are set out in the Singapore Prospectus and the Product Highlights Sheet, which together with the latest annual and semi-annual reports (if any) may be obtained, free of charge, at the registered office of the Singapore Representative of the Fund or at www.amundi.com.sg or the Fund's authorised distributors.

This document is for information purposes only, is not a recommendation, financial analysis or advice, and does not constitute a solicitation, invitation or offer to purchase or sell the Fund in any jurisdiction where such offer, solicitation or invitation would be unlawful. This information is not for distribution and does not constitute an offer to sell or the solicitation of any offer to buy any securities or services in the United States or in any of its territories or possessions subject to its jurisdiction to or for the benefit of any U.S. Person (as this term is defined in SEC Regulation S under the U.S. Securities Act of 1933 and in the Singapore Prospectus of the Fund). The Fund is not registered in the United States under the Investment Company Act of 1940 and shares / units of the Fund are not registered in the United States under the Securities Act of 1933. Accordingly, this document is for distribution or to be used solely in jurisdictions where it is permitted and to persons who may receive it without breaching applicable legal or regulatory requirements, or that would require the registration of Amundi or its affiliates in these countries.

Past performance and any forecasts made are not indicative of future performance of the Fund. Please note that distribution/dividends (if applicable) are not guaranteed unless otherwise stated in the dividend policy for the relevant share class / class contained in the Singapore Prospectus. Investors should review the relevant dividends disclosure report (if applicable) found on www.amundi.com.sg. Any opinion or view presented is subject to change without notice. The information on this document is intended for general circulation without taking into account the specific investment objectives, financial situation or particular needs of any particular investor. An investor may wish to seek advice from a financial adviser regarding the suitability of the Fund, taking into account the specific investment objectives, financial situation or particular needs of any person in receipt of the recommendation, before making a commitment to purchase shares / units in the Fund.

Where applicable and contemplated in the Singapore Prospectus, the Fund may invest in financial derivatives as part of its strategy, and a material portion of the returns may be generated from financial derivative strategies. In such scenarios, the Fund will be subject to risks associated with such investments as further detailed in the Singapore Prospectus. Additional risk factors are described in the Singapore Prospectus. Investments in the Fund are subject to investment risks, including the possible loss of the principal amount invested. Such activities may not be suitable for everyone. Value of the shares / units in the Fund and the income accruing to the shares / units, if any, may fall or rise. Any forecast, projection or target is indicative only and is not guaranteed in any way. Such information is solely indicative and may be subject to modification from time to time. References to specific securities are presented to illustrate the application of our investment philosophy only and are not to be considered recommendation by Amundi.

It is the responsibility of investors to read the legal documents in force in particular the current Singapore Prospectus of the Fund. Subscriptions in the Fund will only be accepted on the basis of their latest prospectus available in English and/or the Product Highlights Sheet. A summary of information about investors' rights and collective redress mechanisms can be found in English on the regulatory page at <https://about.amundi.com/Metanav-Footer/Footer/Quick-Links/Legal-documentation>.

Information on sustainability-related aspects (if applicable) can be found at <https://about.amundi.com/Metanav-Footer/Footer/Quick-Links/Legal-documentation>.

The information contained in this document is as at the date of publication of this document except where otherwise stated. The information contained in this document has been obtained from sources believed to be reliable but has not been independently verified, although Amundi and its affiliated companies believe it to be fair and not misleading. Total percentage may not add to 100% due to rounding. Amundi does not accept any liability whatsoever whether direct or indirect that may arise from the use of information contained in this document. Amundi and its associates, directors, connected parties and/or employees may from time to time have interests and or underwriting commitments in the investments mentioned in this document. Amundi does not guarantee that all risks associated to the transactions mentioned herein have been identified, nor does it provide advice as to whether you should enter into any such transaction. Amundi does not make any representation as to the merits, suitability, expected success, or profitability of any such transaction mentioned herein.

Pursuant to the new Guidelines on marketing communications under Regulation (EU) 2019/1156 of 20 June 2019 on cross-border distribution of funds issued by the European Securities and Markets Authority (ESMA), performance returns which are less than 12 months will not be reported for European domiciled funds.

This advertisement or publication has not been reviewed by the Monetary Authority of Singapore.

The information contained shall not be copied, reproduced, modified, translated or distributed without the prior written approval of Amundi.

