

# Schroders

## Schroder International Selection Fund European Value

A Accumulation SGD Hedged | Data as at 31.03.2024

### Fund objectives and investment policy

The fund aims to provide capital growth in excess of the MSCI Europe (Net TR) Index after fees have been deducted over a three to five year period by investing in equities of European companies.

This fund may use financial derivative instruments as a part of the investment process. Derivatives carry a high degree of risk and should only be considered by sophisticated investors.

This fund does not have the objective of sustainable investment or binding environmental or social characteristics as defined by Regulation (EU) 2019/2088 on Sustainability-related Disclosures in the Financial Services Sector (the "SFDR"). Any references to the integration of sustainability considerations are made in relation to the processes of the investment manager or the Schroders Group and are not specific to the fund.

**Past Performance is not a guide to future performance and may not be repeated. The value of investments and the income from them may go down as well as up and investors may not get back the amounts originally invested. Exchange rate changes may cause the value of investments to fall as well as rise. Performance data does not take into account any commissions and costs, if any, charged when units or shares of any fund, as applicable, are issued and redeemed.**

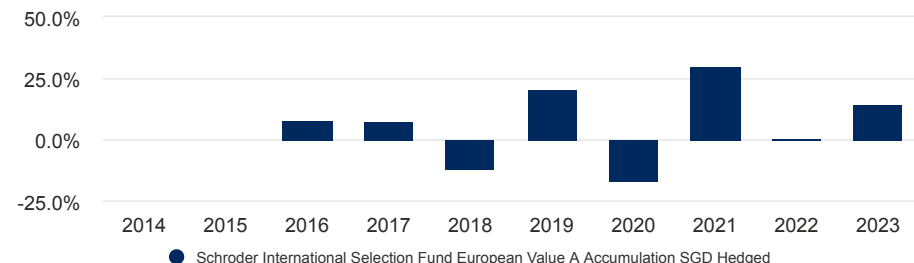
### Share class performance (%)

Performance (%)	1 month	3 months	6 months	YTD	1 year	3 years	5 years	Since inception
<b>Fund (bid to bid)</b>	6.6	2.9	3.5	2.9	6.2	32.1	40.5	55.7
<b>Fund (offer to bid)</b>	1.2	-2.2	-1.7	-2.2	0.9	25.5	33.5	47.9

Annualized performance (%)	3 years	5 years	Since inception
<b>Fund (bid to bid)</b>	9.7	7.0	5.4
<b>Fund (offer to bid)</b>	7.9	5.9	4.8

### Performance over 10 years (%)



**Past performance and any forecasts are not necessarily a guide to the future or likely performance.**

**The value of investments and income from them can go down as well as up and is not guaranteed.** The distributions are not guaranteed. Ordinarily, they will be reviewed annually. In the event of the Fund's income and realised gains being less than indicated distribution amount per unit per annum, distributions will be made from capital. Investors should be aware that the distributions may exceed the income and realised gains of the Fund at times and lead to a reduction of the amount originally invested, depending on the date of initial investment. Where 'since inception' performance figures are stated, please note that the inception date is the same as the share class launch date under 'Fund Facts'.

### Fund facts

<b>Fund manager</b>	Andrew Evans Andrew Lyddon
<b>Managed fund since</b>	30.04.2016 ; 30.04.2016
<b>Fund management company</b>	Schroder Investment Management (Europe) S.A.
<b>Domicile</b>	Luxembourg
<b>Fund launch date</b>	31.01.2003
<b>Share class launch date</b>	04.11.2015
<b>Fund base currency</b>	EUR
<b>Share class currency</b>	SGD
<b>Fund size (Million)</b>	EUR 463.62
<b>Number of holdings</b>	54
<b>Unit NAV</b>	SGD 140.1608
<b>Dealing frequency</b>	Daily
<b>Distribution rate</b>	No Distribution
<b>Distribution frequency</b>	No Distribution

### Fees & expenses

<b>Initial sales charge up to</b>	5.00%
<b>Annual management fee</b>	1.500%
<b>Ongoing charge</b>	1.87%
<b>Redemption fee up to</b>	0.00%

### Purchase details

<b>Minimum initial subscription</b>	EUR 1,000 ; USD 1,000 or their near equivalent in any other freely convertible currency.
-------------------------------------	--

### Codes

<b>ISIN</b>	LU1309081286
<b>Bloomberg</b>	SISEAAS LX
<b>SEDOL</b>	BYV0NW9
<b>Reuters code</b>	LU1309081286.LUF

# Schroders

## Schroder International Selection Fund European Value

A Accumulation SGD Hedged | Data as at 31.03.2024

### Return of SGD 10,000



### Risk statistics & financial ratios

	Fund
Annual volatility (%) (3y)	18.0
Sharpe ratio (3y)	0.5
Dividend Yield (%)	4.9
Price to book	0.8
Price to earnings	9.3

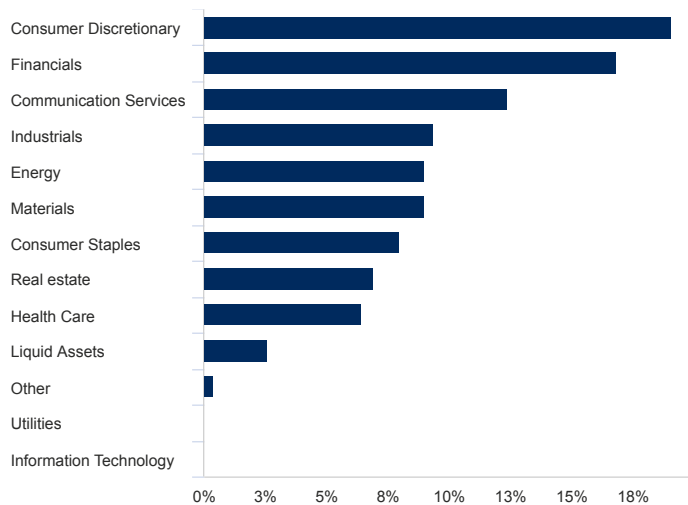
Source: Morningstar. The above ratios are based on bid to bid price based performance data. These financial ratios refer to the average of the equity holdings contained in the fund's portfolio and in the benchmark (if mentioned) respectively.

The chart is for illustrative purposes only and does not reflect an actual return on any investment.

Returns are calculated bid to bid (which means performance does not include the effect of any initial charges), net income reinvested, net of fees.

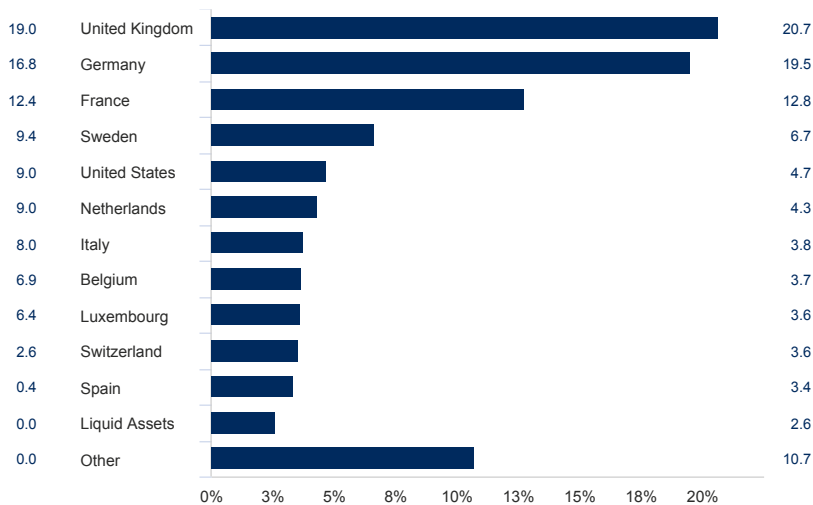
### Asset allocation

#### Sector (%)



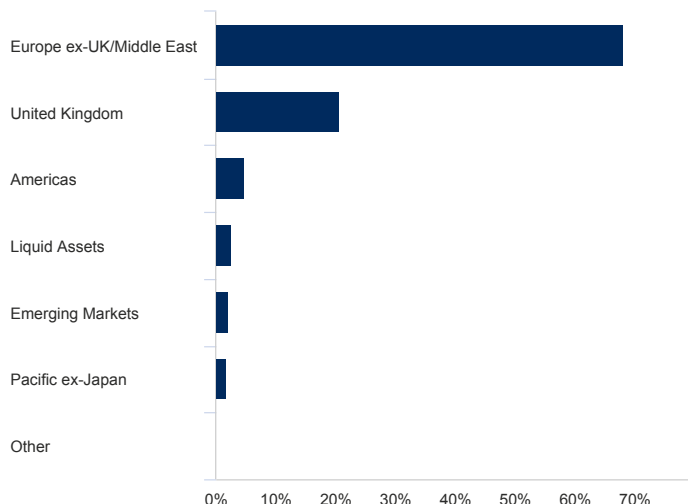
● Fund

#### Geographical breakdown (%)



● Fund

#### Region (%)



● Fund

#### Top 10 holdings (%)

Holding name	%
Grand City Properties SA	2.8
Sanofi	2.6
NatWest Group PLC	2.6
BNP Paribas SA	2.4
Orange SA	2.4
Bonava AB	2.4
Barclays PLC	2.4
Renault SA	2.3
British Land Co PLC/The	2.3
ITV PLC	2.3

# Schroders

## Schroder International Selection Fund European Value

A Accumulation SGD Hedged | Data as at 31.03.2024

Source: Schroders. Top holdings and asset allocation are at fund level. Derivatives are displayed on the notional basis of the underlying exposure where possible. Due to the different treatment of derivative types, the allocation to Liquid Assets may vary between each chart. For illustrative purposes only and does not constitute to any recommendations to invest in the above-mentioned security/sector/country.

### Contact information

---

Schroder Investment Management (Europe) S.A.  
5, rue Höhenhof  
Sennigerberg  
Luxembourg  
L-1736  
Tel: +352 341 342 202  
Fax: +352 341 342 342

Schroder Investment Management (Singapore) Ltd  
138 Market Street  
#23-01 CapitaGreen Singapore 048946  
Tel: (65) 6534 4288  
Fax: (65) 6536 6626

For your security, all telephone calls are recorded  
Schroders Reg No 199201080H

### Benchmark and corporate action information

---

Benchmark names in this document may be abbreviated. Please refer to the funds' legal documents for the full benchmark name. On 01.12.2016, the fund, previously named Schroder ISF European Equity Alpha, changed its name to Schroder ISF European Value.

#### **Benchmarks: (If applicable)**

Some performance differences between the fund and the benchmark may arise because the fund performance is calculated at a different valuation point from the benchmark. The target benchmark has been selected because it is representative of the type of investments in which the fund is likely to invest, and it is, therefore, an appropriate target in relation to the return that the fund aims to provide. The comparator benchmark has been selected because the investment manager believes that the benchmark is a suitable comparison for performance purposes given the fund's investment objective and policy. The investment manager invests on a discretionary basis and there are no restrictions on the extent to which the fund's portfolio and performance may deviate from the benchmark. The investment manager will invest in companies or sectors not included in the benchmark in order to take advantage of specific investment opportunities.

### Source and ratings information

---

Source of all performance data, unless otherwise stated: Morningstar, bid to bid, net income reinvested, net of fees.

### Important information

---

This advertisement or publication has not been reviewed by the Monetary Authority of Singapore. Schroder International Selection Fund (the "Company"), a Luxembourg-registered open-ended investment company, is the responsible person for the Company's sub-funds (each, a "Fund" and collectively, the "Funds") recognised under Section 287 of the Securities and Futures Act of Singapore, and has appointed Schroder Investment Management (Singapore) Ltd as its Singapore corporate representative in this regard. This document does not constitute an offer to anyone, or a solicitation by anyone, to subscribe for shares in any Fund. Nothing in this document should be construed as advice or a recommendation to buy or sell shares in any Fund. This document is published for information and general circulation only and does not have any regard to the specific investment objectives, financial situation and the particular needs of any specific person who may receive this document. Investors should seek independent advice from a financial advisor before investing in shares of any Fund. Subscriptions in shares of any Fund can only be made on the basis of its latest Product Highlights Sheet and prospectus, copies of which can be obtained from Schroder Investment Management (Singapore) Ltd. or its distributors. Investors need to read the Product Highlights Sheet and the prospectus of each Fund carefully before investing. Investors also should consider each Fund's investment objective, risks, charges and expenses carefully before investing. Investments in any Fund involves risks which are fully described in the Fund's prospectus. Past performance of each Fund or the managers, and any economic and market trends or forecast, are not necessarily indicative of the future or likely performance of the Fund or the manager. The value of shares of each Fund, and the income accruing to the shares, if any, of the Fund, may fall as well as rise and investors may not get back the full amount invested. Investors investing in a Fund denominated in a non-local currency should be aware of exchange rate risks. The views and opinions expressed in this document may change without notice. This document is issued by Schroder Investment Management (Europe) S.A., R.C.S. Luxembourg: B 37.799, 5, rue Höhenhof, L-1736 Senningerberg. In case of discrepancy between the English and Chinese versions, the English version shall prevail. Third party data is owned or licensed by the data provider and may not be reproduced or extracted and used for any other purpose without the data provider's consent. Third party data is provided without any warranties of any kind. The data provider and issuer of the document shall have no liability in connection with the third party data. The Prospectus and/or [www.Schroders.com](http://www.Schroders.com) contains additional disclaimers which apply to the third party data. With effect from 3 March 2022, the Manager's order execution and placement policy may be accessed on the Manager's website.