

# Allianz Global Intelligent Cities Income

(re-named and re-positioned from Allianz Global Intelligent Cities)\*

Allianz Global Investors Fund  
AT / AM

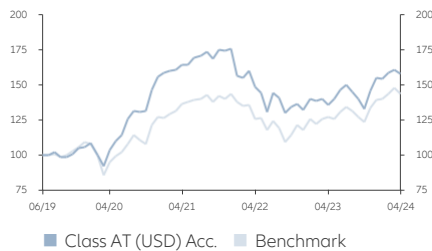


## Investment Objective

The Fund aims at long-term income and capital growth by investing in global equity and bond markets with a focus on companies whose business will benefit from or is currently related to evolution of intelligent cities and connected communities in accordance with the Sustainability Key Performance Indicator Strategy (Relative). In this context, the aim is to outperform the Sub-Fund's Sustainability KPI compared to Sub-Fund's benchmark to achieve the investment objective.

## Performance Overview

### Indexed Performance since Inception (Bid-Bid)

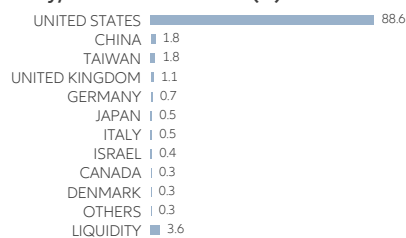


Performance History	Year to Date	1 Month	3 Months	6 Months	1 Year	3 Years (p.a.)	Since Inception (p.a.)
Bid-Bid (%)	1.80	-1.61	2.40	19.09	16.22	-1.38	9.84
Offer-Bid <sup>1</sup> (%)	-3.29	-6.53	-2.72	13.14	10.41	-3.05	8.69
Benchmark (%)	2.63	-2.95	2.16	16.00	12.84	1.69	7.67

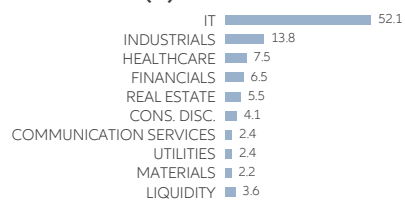
Risk / Return Ratios	3 Years
Sharpe Ratio	-0.27
Volatility	16.26%
Tracking Error	7.94%
Information Ratio	-0.39

## Portfolio Analysis

### Country/Location Allocation (%)



### Sector Allocation (%)



### Asset Allocation (%)



Top 10 Holdings (Country/Location) <sup>2</sup>	Sector	%
ECOLAB INC (US)	MATERIALS	1.8
MOTOROLA SOLUTIONS INC (US)	IT	1.7
CHART INDUSTRIES INC 9.5000 01/01/31 (US)	INDUSTRIALS	1.6
AMPHENOL CORP (US)	IT	1.5
DATADOG INC 0.1250 06/15/25 (US)	IT	1.5
UBER TECHNOLOGIES INC 0.0000 12/15/25 (US)	INDUSTRIALS	1.4
MARVELL TECHNOLOGY INC (US)	IT	1.4
CYBERARK SOFTWARE LTD 0.0000 11/15/24 (US)	IT	1.4
KEYSIGHT TECHNOLOGIES INC (US)	IT	1.4
DIGITAL REALTY TRUST INC REIT (US)	REAL ESTATE	1.4
<b>Total</b>		<b>15.1</b>

### Statistics Summary

Dividend Yield - Equities / Equity Securities	1.02%
Average Coupon - Fixed Income Securities	2.58%
Average Credit Quality - High-Yield & Investment Grade Bonds	BB-
Effective Duration - High-Yield & Investment Grade Bonds	3.16 years
Yield to Maturity - High-Yield & Investment Grade Bonds	6.95%

Dividend History	Dividend / Share	Annualised Dividend Yield	Ex-Dividend Date
Class AM (HKD) Dis.	HKD 0.04919	7.18%	15/04/2024
Class AM (USD) Dis.	USD 0.04343	6.39%	15/04/2024
Class AM (H2-AUD) Dis.	AUD 0.04026	6.14%	15/04/2024
Class AM (H2-EUR) Dis.	EUR 0.03475	5.09%	15/04/2024
Class AM (H2-GBP) Dis.	GBP 0.04490	6.66%	15/04/2024
Class AM (H2-RMB) Dis.	CNY 0.03001	4.58%	15/04/2024
Class AM (H2-SGD) Dis.	SGD 0.04073	6.14%	15/04/2024

Past payout yields do not represent future payout yields and payments. Historical payments may comprise of distributable income or capital, or both (for further details, please refer to our website).

## Fund Details

	Class AT (USD) Acc.	Class AT (HKD) Acc.	Class AM (HKD) Dis.	Class AM (USD) Dis.	Class AM (H2-AUD) Dis.	Class AM (H2-EUR) Dis.	Class AM (H2-GBP) Dis.	Class AM (H2-RMB) Dis.	Class AM (H2-SGD) Dis.
Official benchmark <sup>3</sup>	70% MSCI AC World (ACWI) Total Return Net + 30% ICE BOFAML US Corporate & High Yield Index								
Fund Manager <sup>4</sup>	Stephen Jue, James Chen, Justin Kass, David Oberto, Ethan Turner								
Fund Size <sup>5</sup>	USD 317.58m								
Base Currency	USD								
Number of Holdings	118								
SFDR Category <sup>6</sup>	Article 8								
Initial Fee	Up to 5%	Up to 5%	Up to 5%	Up to 5%	Up to 5%	Up to 5%	Up to 5%	Up to 5%	Up to 5%
Eligible Investment Scheme	CASH, SRS	CASH, SRS	CASH, SRS	CASH, SRS	CASH, SRS	CASH, SRS	CASH, SRS	CASH, SRS	CASH, SRS
All-in-Fee <sup>7</sup>	1.65% p.a.	1.65% p.a.	1.65% p.a.	1.65% p.a.	1.65% p.a.	1.65% p.a.	1.65% p.a.	1.65% p.a.	1.65% p.a.
Total Expense Ratio <sup>8</sup>	1.70%	1.70%	1.70%	1.70%	1.70%	1.69%	1.70%	1.70%	1.70%
Unit NAV	USD 15.7674	HKD 15.7817	HKD 8.5257	USD 8.4342	AUD 8.1249	EUR 8.4291	GBP 8.3786	CNY 8.0724	SGD 8.2152
Inception Date	24/06/2019	24/06/2019	15/01/2021	15/01/2021	01/04/2021	01/04/2021	01/04/2021	03/05/2021	15/01/2021
Dividend Frequency	N/A	N/A	Monthly	Monthly	Monthly	Monthly	Monthly	Monthly	Monthly
ISIN Code	LU1992135399	LU1992135472	LU2272731865	LU2272731600	LU2308715585	LU2308715668	LU2308715742	LU2330049870	LU2272731782
Bloomberg Ticker	AGICATU LX	AGICATH LX	AGICAH1 LX	ALGICAU LX	ALGICAD LX	AGICAME LX	ALGICA2 LX	ALGIH2R LX	ALICAHS LX
<b>Cumulative Returns (%)</b>									
Year to Date	1.80	1.93	1.93	1.80	1.26	1.09	1.57	0.88	1.17
1 Year	16.22	15.80	15.79	16.23	14.09	13.69	15.05	12.62	13.94
3 Years	-4.09	-3.42	-3.42	-4.11	-9.16	-10.20	-7.08	–	-7.06
Since Inception	57.67	57.82	-2.07	-3.05	-8.25	-9.31	-6.15	-6.27	-6.22
<b>Annualised Returns (%)</b>									
3 Years (p.a.)	-1.38	-1.15	-1.15	-1.39	-3.15	-3.52	-2.42	–	-2.41
Since Inception (p.a.)	9.84	9.86	-0.63	-0.94	-2.76	-3.12	-2.04	-2.14	-1.94

Source: All fund data quoted are Allianz Global Investors/IDS GmbH/Morningstar, as at 30/04/2024, unless stated otherwise.

\* On 31/08/2022, Allianz Global Intelligent Cities was re-named to Allianz Global Intelligent Cities Income. There was a material change of the Fund's investment strategy and restrictions. The previous performance prior to 31/08/2022 was achieved under circumstances that no longer apply. Please refer to the offering documents for details.

Performance returns for periods over one year are annualised. Fund performance is calculated in the respective fund currency with net income and dividends reinvested. Investment returns are denominated in the respective base currency of the fund. SGD based investors are exposed to non-SGD foreign exchange fluctuations.

- 1) "Offer-Bid" performance data takes into account up to 5.00% of the initial fee of the investment.
- 2) The information is provided for illustrative purposes only to demonstrate the Fund's investment strategy, it should not be considered a recommendation to purchase or sell any particular security or strategy or an investment advice. There is no assurance that any securities discussed herein will remain in the Fund at the time you receive this document. Past performance is not indicative of future results. While best efforts are used in compiling the information, Allianz Global Investors and its affiliated entities expressly assumes no warranty of any kind, actual or implied, for the accuracy, completeness and timeliness of the information.
- 3) With effect from 31 August 2022, the benchmark of Allianz Global Intelligent Cities Income (formerly known as Allianz Global Intelligent Cities) was changed from 70% MSCI AC World (ACWI) Total Return Net + 30% BLOOMBERG BARCLAYS Global Aggregate to 70% MSCI AC World (ACWI) Total Return Net + 30% ICE BOFAML US Corporate & High Yield Index to better reflect the investment universe of the Sub-Fund.
- 4) Effective from 25 July 2022, this Fund Manager has transferred to Voya Investment Management Co. LLC ("Voya IM") as part of the strategic partnership agreement between Allianz Global Investors and Voya IM.
- 5) The Fund size quoted includes all share classes of the Fund.
- 6) EU Sustainable Finance Disclosure Regulation. Information is accurate at time of publishing.
- 7) The All-in-Fee includes the expenses previously called management and administration fees.
- 8) Total Expense Ratio (TER): Total cost (except transaction costs) charged to the Fund during the last financial year expressed as a ratio of the Fund's average NAV. For share classes that have been incepted for less than one year as at close of the last financial year (please refer to the Inception Date in the Fund Details table), the TER will be annualised. For share classes incepted after the close of the last financial year, the TER will be reflected as N/A.

Allianz Global Investors and Voya Investment Management (Voya IM) have entered into a long-term strategic partnership, and as such, as of 25 July 2022, the investment team transferred to Voya IM and Voya IM became the delegated manager for this fund. AllianzGI continues to provide information and services to Voya IM for this investment through a transitional service agreement.

The information presented here is intended for general circulation and does not constitute a recommendation to anyone; it also has not taken into account the specific investment objectives, financial situation or particular needs of any particular person. Information herein is based on sources we believe to be accurate and reliable as at the date it was made. We reserve the right to revise any information herein at any time without notice. No offer or solicitation to buy or sell securities and no investment advice or recommendation is made herein. In making investment decisions, investors should not rely solely on this publication but should seek independent professional advice. However, if you choose not to seek professional advice, you should consider the suitability of the product for yourself. Past performance of the fund manager(s) and the fund is not indicative of future performance. Prices of units in the Fund and the income from them, if any, may fall as well as rise and cannot be guaranteed. Distribution payments of the Fund, where applicable, may at the sole discretion of the Manager, be made out of either income and/or net capital gains or capital of the Fund. As a result of the payment, the Fund's net asset value is expected to be immediately reduced. The dividend yields and payouts are not guaranteed and might change depending on the market conditions or at the Manager's discretion; past payout yields and payments do not represent future payout yields and payments. Investment involves risks including the possible loss of principal amount invested and risks associated with investment in emerging and less developed markets. The Fund may invest in financial derivative instruments and/or structured products and be subject to various risks (including counterparty, liquidity, credit and market risks etc.). Investing in fixed income instruments (if applicable) may expose investors to various risks, including but not limited to creditworthiness, interest rate, liquidity and restricted flexibility risks. Changes to the economic environment and market conditions may affect these risks, resulting in an adverse effect to the value of the investment. During periods of rising nominal interest rates, the values of fixed income instruments (including short positions with respect to fixed income instruments) are generally expected to decline. Conversely, during periods of declining interest rates, the values are generally expected to rise. Liquidity risk may possibly delay or prevent account withdrawals or redemptions. Past performance, or any prediction, projection or forecast, is not indicative of future performance. Investors should read the Prospectus obtainable from Allianz Global Investors Singapore Limited or any of its appointed distributors for further details including the risk factors, before investing. The duplication, publication, extraction, or transmission of the contents, irrespective of the form is not permitted, except for the case of explicit permission by Allianz Global Investors. This publication has not been reviewed by the Monetary Authority of Singapore (MAS). MAS authorization/recognition is not a recommendation or endorsement. The issuer of this publication is Allianz Global Investors Singapore Limited (79 Robinson Road, #09-03, Singapore 068897, Company Registration No. 199907169Z).

Admaster ID: 3368065