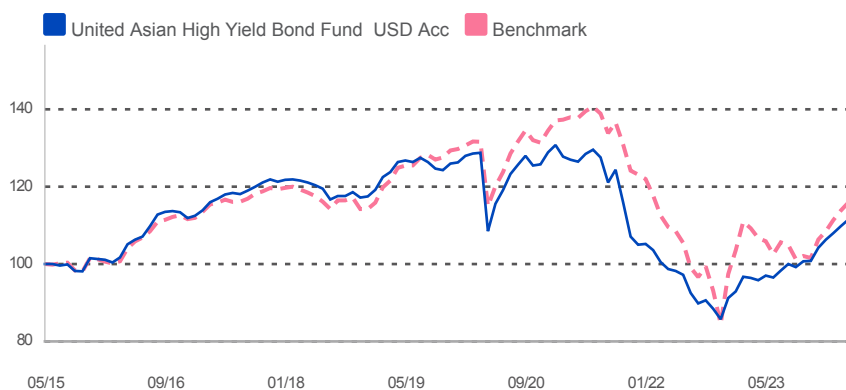


United Asian High Yield Bond Fund

Investment Objective

The United Asian High Yield Bond Fund seeks to achieve a total return consisting of high income and capital appreciation by investing primarily in high yield fixed income or debt securities (including money market instruments) issued by Asian corporations, financial institutions, governments and their agencies.

Fund Performance Since Inception in US Dollar



Fund performance is calculated on a NAV to NAV basis.

Benchmark: J.P. Morgan Asia Credit Index (JACI) Non-Investment Grade Total Return Index (being the reference benchmark for the Fund from 30 Jun 2022)

| Performance By Share Class | Cumulative Performance (%) | | | | Annualised Performance (%) | | | |
|--------------------------------------|----------------------------|-------|-------|-------|----------------------------|-------|-----|--------------|
| | 1M | 3M | 6M | 1Y | 3Y | 5Y | 10Y | Since Incept |
| USD Acc | | | | | | | | |
| Fund NAV to NAV | -0.27 | 2.96 | 10.30 | 14.61 | -4.70 | -2.59 | -- | 1.19 |
| Fund (Charges applied [^]) | -3.26 | -0.13 | 6.99 | 11.17 | -5.66 | -3.18 | -- | 0.85 |
| Benchmark | -0.62 | 3.40 | 13.40 | 8.76 | -6.19 | -1.69 | -- | 1.59 |
| USD Dist | | | | | | | | |
| Fund NAV to NAV | -0.22 | 2.93 | 10.33 | 14.66 | -4.73 | -2.80 | -- | 1.05 |
| Fund (Charges applied [^]) | -3.21 | -0.16 | 7.02 | 11.22 | -5.69 | -3.39 | -- | 0.70 |
| Benchmark | -0.62 | 3.40 | 13.40 | 8.76 | -6.19 | -1.69 | -- | 1.59 |

Source: Morningstar. Performance as at 30 April 2024, USD basis, with dividends and distributions reinvested, if any. Performance figures for 1 month till 1 year show the % change, while performance figures above 1 year show the average annual compounded returns. Since inception performance under 1 year is not annualised.

[^]Includes the effect of the current subscription fee that is charged, which an investor might or might not pay.

Fund Information

Fund Size

USD 29.35 mil

Base Currency

SGD


Fund Ratings



as of 30 April 2024

Awards

Best Fixed-Income Fund House –
UOB Asset Management Ltd.
Morningstar Singapore Fund
Awards 2017



Awards
2017

Contact Details

UOB Asset Management Ltd
80 Raffles Place #03-00
UOB Plaza 2
Singapore 048624

Hotline

1800 22 22 228(8am to 8pm daily,
Singapore time)

Email

uobam@UOBGroup.com

Website

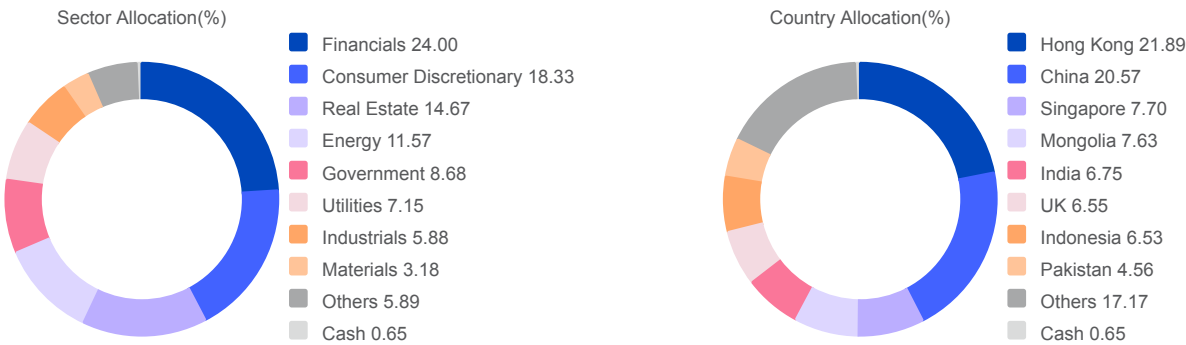
uobam.com.sg



Right By You

United Asian High Yield Bond Fund

Portfolio Characteristics



Top 5 Holdings(%)

| | | | | | |
|-------------------------------------|-------|------|------------------------------------|-------|-------|
| MELCO RESORTS FINANCE 04/32 | 7.625 | 3.36 | Effective Duration | 2.26 | Years |
| MONGOLIAN MORTGAGE CO COMPANY 01/27 | 11.5 | 3.36 | Number of Issues | 77 | |
| BANK OF EAST ASIA LTD 12/99 | VAR | 2.54 | Weighted Average Maturity | 2.04 | Years |
| INDIKA INTI ENERGI PT COMPANY 05/29 | 8.75 | 2.52 | Weighted Average Yield to Maturity | 10.11 | % |
| ISLAMIC REP OF PAKISTAN 03/36 | 7.875 | 2.12 | 3 Year Annualised Std Deviation | 10.13 | % |

Fund Statistics

Share Class Details

| Share Class | NAV Price | Bloomberg Ticker | ISIN Code | Inception Date | Subscription mode |
|-------------|-----------|------------------|--------------|----------------|-------------------|
| USD Acc | USD 1.114 | UAHYBUA SP | SG9999010037 | May 15 | Cash |
| USD Dist | USD 0.620 | UAHYBUD SP | SG9999010045 | May 15 | Cash |

| Share Class | Min. initial investment | Min. subsequent investment | Subscription fee(%) | Annual management fee(%) |
|-------------|-------------------------|----------------------------|---------------------|--------------------------|
| USD Acc | USD 1,000 | USD 500 | 3 | 1.25 |
| USD Dist | USD 1,000 | USD 500 | 3 | 1.25 |

Dividends

| Share Class | Expected Frequency | Last Distribution | Annualized Yield(%) | Ex-Div Date |
|-------------|--------------------|-------------------|---------------------|-------------|
| USD Dist | Monthly | 0.00364625 | 6.71 | 01 Apr 24 |

United Asian High Yield Bond Fund

Important Notice & Disclaimers

Investors should consider carefully whether to subscribe for units in the base currency of the Fund or for units in various classes which are denominated in their respective currencies. The difference in the performances of the Fund in various currencies, if applicable, is a reflection of fluctuating exchange rates during the relevant period.

A prospectus for the fund(s) (the "Fund(s)") may be obtained from the Manager or any of its appointed distributors. Investors should read the prospectus before deciding whether to subscribe for or purchase units in the Fund(s) ("Units"). All applications for Units must be made on application forms accompanying the prospectus or otherwise as described in the prospectus. **Past performance of the Fund(s) or the Manager and any prediction, projection or forecast on the economy or markets are not necessarily indicative of the future or likely performance of the Fund(s) or the Manager.** Any extraordinary performance may be due to exceptional circumstances which may not be sustainable. The value of Units and any income from the Fund(s) may fall as well as rise. The above information is strictly for general information only and must not be construed as an offer or solicitation to deal in Units, nor a recommendation to invest in any company mentioned herein. Investments in unit trusts are not obligations of, deposits in, or guaranteed or insured by UOB, UOBAM, or any affiliates or distributors. The Fund may use or invest in financial derivative instruments and you should be aware of the risks associated with investments in financial derivative instruments which are described in the Fund's prospectus. An investment in unit trusts is subject to investment risks and foreign exchange risks, including the possible loss of the principal amount invested. Investors may wish to seek advice from a financial adviser before making a commitment to invest in Units. In the event an investor chooses not to seek advice from a financial adviser, the investor should consider carefully whether the Fund(s) is/are suitable for him.

This advertisement has not been reviewed by the Monetary Authority of Singapore.

UOB Asset Management Ltd Company Reg No. 198600120Z