

# Allianz Global Artificial Intelligence

Allianz Global Investors Fund  
AT / ET



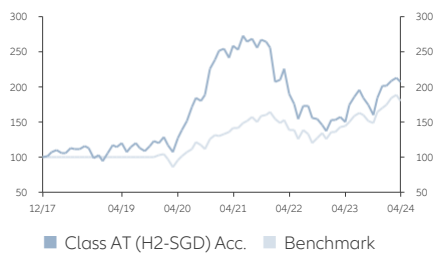
**Allianz**   
Global Investors

## Investment Objective

The Fund aims at long-term capital growth by investing in the global equity markets with a focus on the evolution of artificial intelligence in accordance with the Sustainability Key Performance Indicator Strategy (Relative). In this context, the aim is to outperform the Sub-Fund's Sustainability KPI compared to Sub-Fund's benchmark to achieve the investment objective.

## Performance Overview

### Indexed Performance since Inception (Bid-Bid)




Performance History	Year to Date	1 Month	3 Months	6 Months	1 Year	3 Years (p.a.)	5 Years (p.a.)	Since Inception (p.a.)
Bid-Bid (%)	3.13	-2.36	2.79	30.47	38.14	-7.11	11.55	12.09
Offer-Bid <sup>1</sup> (%)	-2.03	-7.25	-2.35	23.94	31.23	-8.69	10.41	11.20
Benchmark (%)	6.16	-4.26	3.39	21.69	25.51	8.39	12.51	9.66

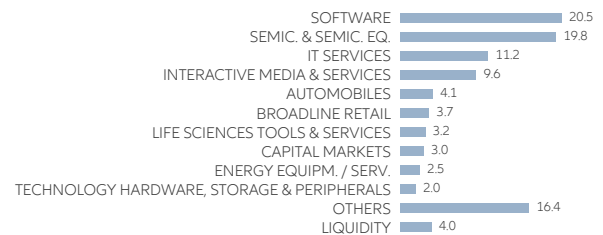
Risk / Return Ratios	3 Years	5 Years
Sharpe Ratio	-0.37	0.33
Volatility	27.46%	28.23%
Tracking Error	17.02%	18.32%
Information Ratio	-0.91	-0.05

## Portfolio Analysis

### Country/Location Allocation (%)



### Industry Allocation (%)



Top 10 Holdings (Country/Location) <sup>2</sup>	Sector	%
ALPHABET INC-CL A (US)	INTERACTIVE MEDIA & SERVICES	4.4
TESLA INC (US)	AUTOMOBILES	4.1
META PLATFORMS INC-CLASS A (US)	INTERACTIVE MEDIA & SERVICES	3.8
NVIDIA CORP (US)	SEMIC. & SEMIC. EQ.	3.6
AMAZON.COM INC (US)	BROADLINE RETAIL	3.5
SHOPIFY INC - CLASS A (CA)	IT SERVICES	3.1
FIRST SOLAR INC (US)	SEMIC. & SEMIC. EQ.	3.0
THERMO FISHER SCIENTIFIC INC (US)	LIFE SCIENCES TOOLS & SERVICES	2.9
ELASTIC NV (US)	SOFTWARE	2.8
TWILIO INC - A (US)	IT SERVICES	2.8
<b>Total</b>		<b>34.0</b>

Fund Details

	Class AT (H2-SGD) Acc.	Class ET (H2-SGD) Acc.
Official benchmark <sup>3</sup>	50% MSCI All Countries World; 50% MSCI World IT	
Fund Manager <sup>4</sup>	Sebastian Thomas	
Fund Size <sup>5</sup>	USD 7,703.61m	
Base Currency	USD	
Number of Holdings	64	
SFDR Category <sup>6</sup>	Article 8	
Initial Fee	Up to 5%	Current at 0%
Eligible Investment Scheme <sup>7</sup>	CASH, SRS	CPFIS-OA <sup>8</sup>
All-in-Fee <sup>9</sup>	2.05% p.a.	1.65% p.a.
Total Expense Ratio <sup>10</sup>	2.10%	1.70%
Unit NAV	SGD 20.7473	SGD 7.8736
Inception Date	08/12/2017	12/07/2021
Dividend Frequency	N/A	N/A
ISIN Code	LU1720051017	LU2357305700
Bloomberg Ticker	AGATH2S LX	ALGAIEH LX
Cumulative Returns (%)		
Year to Date	3.13	3.26
1 Year	38.14	38.68
3 Years	-19.86	–
5 Years	72.75	–
Since Inception	107.47	-21.26
Annualised Returns (%)		
3 Years (p.a.)	-7.11	–
5 Years (p.a.)	11.55	–
Since Inception (p.a.)	12.09	-8.18

Source: All fund data quoted are Allianz Global Investors/IDS GmbH, as at 30/04/2024, unless stated otherwise.

Performance returns for periods over one year are annualised. Fund performance is calculated in the respective fund currency with net income and dividends reinvested. Investment returns are denominated in the respective base currency of the fund.

- 1) "Offer-Bid" performance data takes into account up to 5.00% of the initial fee of the investment.
- 2) The information is provided for illustrative purposes only to demonstrate the Fund's investment strategy, it should not be considered a recommendation to purchase or sell any particular security or strategy or an investment advice. There is no assurance that any securities discussed herein will remain in the Fund at the time you receive this document. Past performance is not indicative of future results. While best efforts are used in compiling the information, Allianz Global Investors and its affiliated entities expressly assumes no warranty of any kind, actual or implied, for the accuracy, completeness and timeliness of the information.
- 3) From 31 March 2017 to 31 December 2017, the benchmark for the Fund was MSCI World IT Total Return (NET) in USD. With effect from 1 January 2018, the benchmark for the Fund has been changed to 50% MSCI All Countries World/50% MSCI World IT.
- 4) Effective from 25 July 2022, this Fund Manager has transferred to Voya Investment Management Co. LLC ("Voya IM") as part of the strategic partnership agreement between Allianz Global Investors and Voya IM.
- 5) The Fund size quoted includes all share classes of the Fund.
- 6) EU Sustainable Finance Disclosure Regulation. Information is accurate at time of publishing.
- 7) Investment using Supplementary Retirement Scheme ("SRS") and CPF monies is only applicable to investors in Singapore.
- 8) Investors should refer to the CPF interest rate structure from the CPF website and read the Prospectus obtainable from AllianzGI Singapore or any of its appointed distributors before investing.
- 9) The All-in-Fee includes the expenses previously called management and administration fees.
- 10) Total Expense Ratio (TER): Total cost (except transaction costs) charged to the Fund during the last financial year expressed as a ratio of the Fund's average NAV. For share classes that have been incepted for less than one year as at close of the last financial year (please refer to the Inception Date in the Fund Details table), the TER will be annualised. For share classes incepted after the close of the last financial year, the TER will be reflected as N/A.

Allianz Global Investors and Voya Investment Management (Voya IM) have entered into a long-term strategic partnership, and as such, as of 25 July 2022, the investment team transferred to Voya IM and Voya IM became the delegated manager for this fund. AllianzGI continues to provide information and services to Voya IM for this investment through a transitional service agreement.

The information presented here is intended for general circulation and does not constitute a recommendation to anyone; it also has not taken into account the specific investment objectives, financial situation or particular needs of any particular person. Information herein is based on sources we believe to be accurate and reliable as at the date it was made. We reserve the right to revise any information herein at any time without notice. No offer or solicitation to buy or sell securities and no investment advice or recommendation is made herein. In making investment decisions, investors should not rely solely on this publication but should seek independent professional advice. However, if you choose not to seek professional advice, you should consider the suitability of the product for yourself. Past performance of the fund manager(s) and the fund is not indicative of future performance. Prices of units in the Fund and the income from them, if any, may fall as well as rise and cannot be guaranteed. Distribution payments of the Fund, where applicable, may at the sole discretion of the Manager, be made out of either income and/or net capital gains or capital of the Fund. As a result of the payment, the Fund's net asset value is expected to be immediately reduced. The dividend yields and payouts are not guaranteed and might change depending on the market conditions or at the Manager's discretion; past payout yields and payments do not represent future payout yields and payments. Investment involves risks including the possible loss of principal amount invested and risks associated with investment in emerging and less developed markets. The Fund may invest in financial derivative instruments and/or structured products and be subject to various risks (including counterparty, liquidity, credit and market risks etc.). Past performance, or any prediction, projection or forecast, is not indicative of future performance. Investors should read the Prospectus obtainable from Allianz Global Investors Singapore Limited or any of its appointed distributors for further details including the risk factors, before investing. The duplication, publication, extraction, or transmission of the contents, irrespective of the form is not permitted, except for the case of explicit permission by Allianz Global Investors. This publication has not been reviewed by the Monetary Authority of Singapore (MAS). MAS authorization/recognition is not a recommendation or endorsement. The issuer of this publication is Allianz Global Investors Singapore Limited (79 Robinson Road, #09-03, Singapore 068897, Company Registration No. 199907169Z).

Admaster ID: 3368065