

Allianz Strategic Bond

Allianz Global Investors Fund
AT

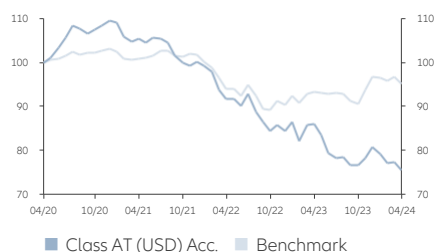


Investment Objective

The Fund aims at long-term capital growth by investing in global bond markets. The investment policy is geared toward generating appropriate annualised returns above the markets based on global government and corporate bonds by taking into account the opportunities and risks of a strategy in long and short positions in the global bond markets.

Performance Overview

Indexed Performance since Inception (Bid-Bid)

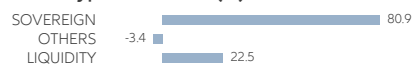


Performance History	Year to Date	1 Month	3 Months	6 Months	1 Year	3 Years (p.a.)	Since Inception (p.a.)
Bid-Bid (%)	-6.64	-2.55	-4.79	-1.54	-12.22	-10.58	-6.79
Offer-Bid ¹ (%)	-9.44	-5.48	-7.65	-4.49	-14.86	-11.48	-7.49
Benchmark (%)	-1.60	-1.61	-1.40	5.04	1.94	-1.90	-1.23

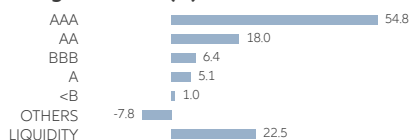
Risk / Return Ratios	3 Years
Sharpe Ratio	-1.75
Volatility	7.77%
Tracking Error	4.68%
Information Ratio	-1.85

Portfolio Analysis

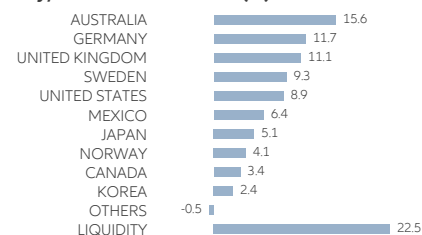
Bond Type Allocation (%)



Credit Rating Allocation (%)



Country/Location Allocation (%)



Top 10 Holdings (Country/Location) ²	Sector	%
UNITED KINGDOM GILT FIX 4.375% 31.07.54 (GB)	GOVERNMENT	5.4
AUSTRALIAN GOVERNMENT 165 FIX 1.750% 21.11.32 (AU)	GOVERNMENT	3.4
AUSTRALIAN GOVERNMENT 158 FIX 1.250% 21.05.32 (AU)	GOVERNMENT	3.2
SWEDISH GOVERNMENT 1065 FIX 1.750% 11.11.33 (SE)	GOVERNMENT	2.8
MEX BONOS DESARR FIX RT M FIX 7.750% 29.05.31 (MX)	GOVERNMENT	2.5
ALLIANZ GLB AGG BD-WTH4UA	OTHERS	2.3
ALLIANZ GLO AGGREGATE-W HEUR	OTHERS	2.2
MEX BONOS DESARR FIX RT M FIX 7.750% 23.11.34 (MX)	GOVERNMENT	2.1
SWEDISH GOVERNMENT 1061 FIX 0.750% 12.11.29 (SE)	GOVERNMENT	2.1
CANADIAN GOVERNMENT FIX 1.500% 01.05.24 (CA)	GOVERNMENT	2.1
Total		28.1

Statistics Summary

Average Coupon	3.25%
Average Credit Quality	AAA
Effective Maturity	12.15 years
Effective Duration	10.59 years
Yield to Maturity	2.50%

Fund Details

	Class AT (USD) Acc.	Class AT (H2-SGD) Acc.
Official benchmark	Bloomberg Barclays Global Aggregate USD hedged return in USD	Bloomberg Barclays Global Aggregate SGD hedged return in SGD
Fund Manager	Mike Riddell, Joe Pak	
Fund Size ³	USD 197.38m	
Base Currency	USD	
Number of Holdings	71	
SFDR Category ⁴	Article 6	
Initial Fee	Up to 3%	Up to 3%
Eligible Investment Scheme	CASH, SRS	CASH, SRS
All-in-Fee ⁵	1.09% p.a.	1.09% p.a.
Total Expense Ratio ⁶	1.15%	1.15%
Unit NAV	USD 7.5353	SGD 6.8064
Inception Date	20/04/2020	17/08/2020
Dividend Frequency	N/A	N/A
ISIN Code	LU2146180109	LU2207432761
Bloomberg Ticker	ALSBATU LX	ALASBAH LX
Cumulative Returns (%)		
Year to Date	-6.64	-7.20
1 Year	-12.22	-13.32
3 Years	-28.51	-29.90
Since Inception	-24.65	-31.94
Annualised Returns (%)		
3 Years (p.a.)	-10.58	-11.17
Since Inception (p.a.)	-6.79	-9.87

Source: All fund data quoted are Allianz Global Investors/IDS GmbH/Morningstar, as at 30/04/2024, unless stated otherwise. Performance returns for periods over one year are annualised. Fund performance is calculated in the respective fund currency with net income and dividends reinvested. Investment returns are denominated in the respective base currency of the fund. SGD based investors are exposed to non-SGD foreign exchange fluctuations.

- 1) "Offer-Bid" performance data takes into account up to 3.00% of the initial fee of the investment.
- 2) The information is provided for illustrative purposes only to demonstrate the Fund's investment strategy, it should not be considered a recommendation to purchase or sell any particular security or strategy or an investment advice. There is no assurance that any securities discussed herein will remain in the Fund at the time you receive this document. Past performance is not indicative of future results. While best efforts are used in compiling the information, Allianz Global Investors and its affiliated entities expressly assumes no warranty of any kind, actual or implied, for the accuracy, completeness and timeliness of the information.
- 3) The Fund size quoted includes all share classes of the Fund.
- 4) EU Sustainable Finance Disclosure Regulation. Information is accurate at time of publishing.
- 5) The All-in-Fee includes the expenses previously called management and administration fees.
- 6) Total Expense Ratio (TER): Total cost (except transaction costs) charged to the Fund during the last financial year expressed as a ratio of the Fund's average NAV. For share classes that have been inceptioned for less than one year as at close of the last financial year (please refer to the Inception Date in the Fund Details table), the TER will be annualised. For share classes inceptioned after the close of the last financial year, the TER will be reflected as N/A.

The information presented here is intended for general circulation and does not constitute a recommendation to anyone; it also has not taken into account the specific investment objectives, financial situation or particular needs of any particular person. Information herein is based on sources we believe to be accurate and reliable as at the date it was made. We reserve the right to revise any information herein at any time without notice. No offer or solicitation to buy or sell securities and no investment advice or recommendation is made herein. In making investment decisions, investors should not rely solely on this publication but should seek independent professional advice. However, if you choose not to seek professional advice, you should consider the suitability of the product for yourself. Past performance of the fund manager(s) and the fund is not indicative of future performance. Prices of units in the Fund and the income from them, if any, may fall as well as rise and cannot be guaranteed. Distribution payments of the Fund, where applicable, may at the sole discretion of the Manager, be made out of either income and/or net capital gains or capital of the Fund. As a result of the payment, the Fund's net asset value is expected to be immediately reduced. The dividend yields and payouts are not guaranteed and might change depending on the market conditions or at the Manager's discretion; past payout yields and payments do not represent future payout yields and payments. Investment involves risks including the possible loss of principal amount invested and risks associated with investment in emerging and less developed markets. The Fund may invest in financial derivative instruments and/or structured products and be subject to various risks (including counterparty, liquidity, credit and market risks etc.). Investing in fixed income instruments (if applicable) may expose investors to various risks, including but not limited to creditworthiness, interest rate, liquidity and restricted flexibility risks. Changes to the economic environment and market conditions may affect these risks, resulting in an adverse effect to the value of the investment. During periods of rising nominal interest rates, the values of fixed income instruments (including short positions with respect to fixed income instruments) are generally expected to decline. Conversely, during periods of declining interest rates, the values are generally expected to rise. Liquidity risk may possibly delay or prevent account withdrawals or redemptions. Past performance, or any prediction, projection or forecast, is not indicative of future performance. Investors should read the Prospectus obtainable from Allianz Global Investors Singapore Limited or any of its appointed distributors for further details including the risk factors, before investing. The duplication, publication, extraction, or transmission of the contents, irrespective of the form is not permitted, except for the case of explicit permission by Allianz Global Investors. This publication has not been reviewed by the Monetary Authority of Singapore (MAS). MAS authorization/recognition is not a recommendation or endorsement. The issuer of this publication is Allianz Global Investors Singapore Limited (79 Robinson Road, #09-03, Singapore 068897, Company Registration No. 199907169Z).

Admaster ID: 3368065