

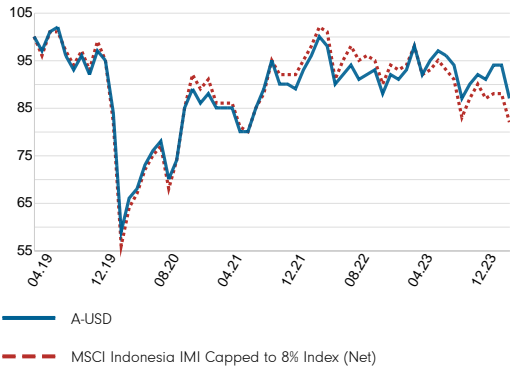
Fidelity Funds - Indonesia Fund

30 Apr 2024

Fund Details

Fund Manager	Ajinkya Dhavale
Reference Currency	USD
Fund Size	US\$196m
Max. Sales Charge - Cash (On Net Investment Amount)	5.25%
Annual Management Fee	1.50%
Subscription Information	Cash: All share classes
Total No. of Positions	51

Fund Performance (rebased to 100)



Performance is shown for the last 5 years (or since launch for funds launched within that period), rebased to 100.

Top 10 Positions (%)

Company	Sector	Fund	Index
BANK CENTRAL ASIA TBK PT	Financials	9.9	7.9
BANK MANDIRI PERSERO TBK PT	Financials	9.8	7.9
BANK NEGARA INDO PT TBK	Financials	7.6	5.2
BANK RAKYAT INDONESIA TBK PT	Financials	5.1	8.2
ASTRA INTL TBK PT	Industrials	4.1	6.9
TELKOM INDONESIA PERSERO TBK PT (DEMAT)	Communication Services	4.0	8.1
INDOFOOD CBP SUKSES MAK TBK PT	Consumer Staples	3.4	1.7
INDOFOOD SUKSES MAKMUR TBK PT	Consumer Staples	3.1	1.8
MAYORA INDAH PT	Consumer Staples	2.9	0.0
INDO TAMBANGRAYA MEGAH PT	Energy	2.6	0.7

Investment Objective

The fund aims to achieve capital growth over time. The fund invests at least 70% (and normally 75%) of its assets, in equities of companies that are listed, headquartered, or do most of their business in Indonesia. The fund may also invest in money market instruments on an ancillary basis. The fund may invest in the following assets according to the percentages indicated:

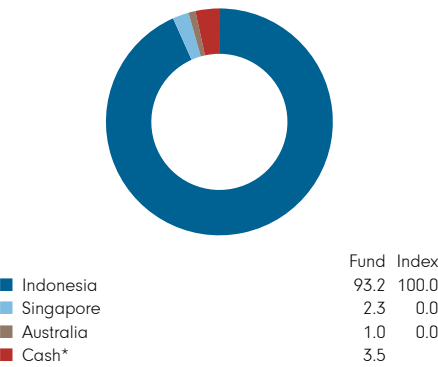
- SPACs: less than 5%. (For full details of the objective and other considerations please refer to the Prospectus)

Performance (%)

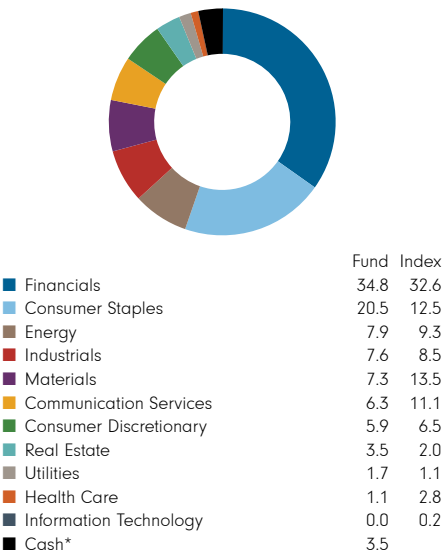
	YTD (cum)	1mth (cum)	3mth (cum)	6mth (cum)	1yr (cum)	3yr (ann)	5yr (ann)	Since Launch (ann)
A-USD	-5.4	-7.5	-4.2	0.4	-10.5	0.8	-2.7	3.4
With 5% sales charge	-10.2	-12.1	-9.0	-4.6	-15.0	-0.9	-3.7	3.2
Index (USD)	-8.3	-6.6	-5.1	-0.7	-16.4	-1.6	-3.8	1.5

Source: Fidelity, NAV-NAV basis, in the respective currencies with dividends re-invested. Returns are annualised for periods greater than 1 year. Please refer to "Share Class Details & Codes" for the launch dates of the respective share classes.

Geographic Exposure (%)



Sector Exposure (%)



Certain unclassified items (such as non-equity investments and index futures/options) are excluded. *Cash refers to any residual cash exposure that is not invested in shares or via derivatives

Fidelity Funds - Indonesia Fund

30 Apr 2024

Measures

(A-USD)	Fund	Index
Annualised Volatility (3 years) (%)	14.05	14.58
Beta (3 years)	0.93	-
Sharpe Ratio (3 years)	-0.14	-0.30
Price / earnings ratio (x)	11.2	13.1
Price / book ratio (x)	1.6	1.7
Active Money (%)	39.5	-

Index

Market index: MSCI Indonesia IMI Capped to 8% Index (Net)
Index is for comparative purpose only. The same index is used in the positioning tables on this factsheet.
Index until 30 October 2010 was the Jakarta Composite Index. Thereafter, the Index is the MSCI Indonesia IMI Capped at 8%.

Share Class Details & Codes

Share Class	Launch Date	NAV	Bloomberg Ticker	ISIN
A-USD	05 Dec 94	24.4	FIDINDI LX	LU0055114457

A: distributing share class. Distribution amount not guaranteed.

Calendar Year Performance (%)

	2019	2020	2021	2022	2023
A-USD	5.7	-8.5	1.4	-3.1	5.4
Index (USD)	3.0	-7.4	0.6	-2.3	-0.5
With 5% sales charge	0.4	-13.0	-3.7	-8.0	0.2

Source: Fidelity, NAV-NAV basis, in the respective currencies with dividends re-invested. Sales charge may be levied by the distributor at its discretion. The stated returns will be reduced by the corresponding sales charge amount being levied by the distributor.

Our industry awards

The skill and expertise of Fidelity's investment team has been recognised by several organisations with Fidelity being awarded:



Best Asset Management House, Regional
Best ESG Manager, Singapore (2022, 2023)
Best Climate Change Strategy, Singapore



ESG Asset Management Company of the Year (Overall)
ESG Asset Management Company of the Year – Asia (Retail)



Fund House of the Year, Singapore



Definition of Terms

Annualised Volatility is a measure of how variable returns for a fund or comparative market index have been around their historical average. Two funds may produce the same return over a period. The fund whose monthly returns have varied less will have a lower annualised volatility and will be considered to have achieved its returns with less risk.

Beta is a measure of a fund's sensitivity to market movement (as represented by a market index). The beta of the market is 1.00 by definition. A beta of 1.10 shows that the fund could be expected to perform 10% better than the index in up markets and 10% worse in down markets, assuming all other factors remain constant. Conversely, a beta of 0.85 indicates that the fund could be expected to perform 15% worse than the market return during up markets and 15% better during down markets.

Sharpe Ratio is a measure of a fund's risk adjusted performance taking into account the return on a risk-free investment. The ratio allows an investor to assess whether the fund is generating adequate returns for the level of risk it is taking. The higher the ratio, the better the risk-adjusted performance has been. If the ratio is negative, the fund has returned less than the risk-free rate.

Active Money is the sum of the fund's overweight positions (including effective cash) when compared to the market index.

A position combines all equity investments (including derivatives) linked to an issuing company. Derivatives are included on an exposure basis so they reflect the equivalent underlying shares needed to generate the same return. Geographic and sector breakdown tables are calculated using the positions methodology.

FIL Investment Management (Singapore) Limited [FIMSL] (Co. Reg. No.: 199006300E) is a responsible entity for the fund in Singapore. Prospectus of the fund is available from FIMSL or its distributors upon request. Potential investors should read the prospectus before investing. All views expressed and references to specific securities are included for illustration only, and should not be construed as an offer or recommendation. This document is for information only and does not have regard to the specific investment objectives, financial situation and particular needs of the person who may receive it. Potential investor should seek advice from a financial adviser before investing. If that potential investor chooses not to seek advice from a financial adviser, he should consider whether the fund is suitable for him. Past performance of the fund is not indicative of the future performance. Prices can go up and down. The value of the shares of the fund and the income accruing to them may fall or rise. Investors investing in a fund denominated in a non-local currency should be aware of exchange rate risk. The fund is not available to US citizens, residents or greencard holders. This publication has not been reviewed by the Monetary Authority of Singapore. Fidelity, Fidelity International, and the Fidelity International logo and F symbol are trademarks of FIL Limited.

(†) Morningstar, Inc. All Rights Reserved. Morningstar Rating™ is for A-USD share class as of 30/04/2024 (if applicable).