

Allianz SGD Income

Allianz Global Investors Fund
AMg



Overall Morningstar Rating™

Investment Objective

The Fund aims to generate long-term capital growth and income in SGD terms by investing in Debt Securities of global bond markets.

Performance Overview

Indexed Performance since Inception (Bid-Bid)




■ Class AMg (SGD) Dis.

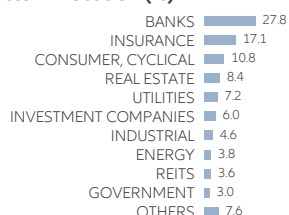
Performance History	Year to Date	1 Month	3 Months	6 Months	1 Year	3 Years (p.a.)	5 Years (p.a.)	Since Inception (p.a.)
Bid-Bid (%)	3.11	-0.14	2.00	8.71	6.95	-2.30	1.03	1.53
Offer-Bid ² (%)	-2.05	-5.13	-3.10	3.27	1.61	-3.95	0.00	0.75

Portfolio Analysis

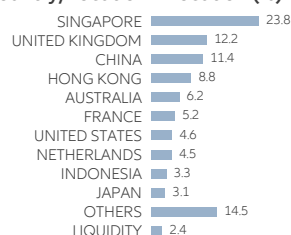
Credit Rating Allocation (%)



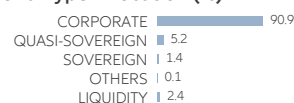
Sector Allocation (%)



Country/Location Allocation (%)



Bond Type Allocation (%)



Top 10 Holdings (Country/Location)³

Country/Location	Sector	%
SINGAPORE TECH TELEMEDIA MTN PERP FIX TO FLOAT 4.100% 02.01.2198 (SG)	INVESTMENT COMPANIES	3.6
KEPPEL INFRA TRUST MTN PERP FIX TO FLOAT 4.300% 09.12.2198 (SG)	UTILITIES	3.6
ABN AMRO BANK NV EMTN FIX TO FLOAT 5.500% 05.10.32 (NL)	BANKS	2.5
LLOYDS BANKING GROUP PLC EMTN FIX TO FLOAT 5.250% 22.08.33 (GB)	BANKS	2.4
SWISS RE FINANCE UK EMTN FIX TO FLOAT 3.125% 03.07.35 (US)	INSURANCE	2.4
AIMS APAC REIT MTN PERP FIX TO FLOAT 5.650% 14.02.2198 (SG)	REITS	2.4
ESR GROUP LTD MTN PERP FIX TO FLOAT 5.650% 02.09.2198 (CN)	REAL ESTATE	2.3
HUARONG FINANCE 2017 CO FIX 3.800% 07.11.25 (CN)	INVESTMENT COMPANIES	2.3
RESORTS WORLD/RWLV CAP REGS FIX 4.625% 16.04.29 (US)	CONSUMER, CYCLICAL	2.3
HOTEL PROPERTIES LTD MTN PERP FIX TO FLOAT 4.400% 22.04.2198 (SG)	CONSUMER, CYCLICAL	2.2
Total		26.0

Statistics Summary

Average Coupon	5.01%
Average Credit Quality ⁴	BBB
Effective Maturity	4.49 years
Effective Duration	2.90 years
Yield to Maturity	6.88%

Dividend History

Dividend / Share	Annualised Dividend Yield ⁵	Ex-Dividend Date
Class AMg (SGD) Dis.		
SGD 0.03300	4.55%	15/04/2024
SGD 0.03300	4.56%	15/03/2024
SGD 0.03300	4.60%	15/02/2024
SGD 0.03300	4.60%	15/01/2024
SGD 0.03300	4.64%	15/12/2023
SGD 0.03300	4.78%	15/11/2023

Past payout yields do not represent future payout yields and payments. Historical payments may comprise of distributable income or capital, or both (for further details, please refer to our website).

Fund Details

Class AMg (SGD) Dis.	
Fund Manager	Garreth Ong, Wayne Chew
Fund Size ⁶	SGD 21.08m
Base Currency	SGD
Number of Holdings	67
SFDR Category ⁷	Article 6
Initial Fee	Up to 5%
Eligible Investment Scheme	CASH, SRS
All-in-Fee ⁸	1.00% p.a.
Total Expense Ratio ⁹	1.05%
Unit NAV	SGD 8.8894
Inception Date	21/08/2017
Dividend Frequency	Monthly
ISIN Code	LU1890836452
Bloomberg Ticker	ALSIAMG LX

Source: All fund data quoted are Allianz Global Investors/IDS GmbH/Morningstar, as at 30/04/2024, unless stated otherwise. Performance returns for periods over one year are annualised. Fund performance is calculated in the respective fund currency with net income and dividends reinvested. Investment returns are denominated in the respective base currency of the fund.

- 1) Source: Morningstar, as at 31/03/2024. Copyright © 2024 Morningstar Asia Limited ("Morningstar"). All Rights Reserved. The information contained herein: (1) is proprietary to Morningstar and/or its content providers; (2) may not be copied or distributed; and (3) is not warranted to be accurate, complete or timely. Neither Morningstar nor its content providers are responsible for any damages or losses arising from any use of this information. Past performance is no guarantee of future results.
- 2) "Offer-Bid" performance data takes into account up to 5.00% of the initial fee of the investment.
- 3) The information is provided for illustrative purposes only to demonstrate the Fund's investment strategy, it should not be considered a recommendation to purchase or sell any particular security or strategy or an investment advice. There is no assurance that any securities discussed herein will remain in the Fund at the time you receive this document. Past performance is not indicative of future results. While best efforts are used in compiling the information, Allianz Global Investors and its affiliated entities expressly assumes no warranty of any kind, actual or implied, for the accuracy, completeness and timeliness of the information.
- 4) The average credit quality methodology excludes non-rated investments and includes cash.
- 5) Annualised Dividend Yield = $[(1 + \text{Dividend Per Share} / \text{Ex-Dividend Date NAV})^{12} - 1] \times 100$. The annualised dividend yield is calculated based on the latest dividend distribution with dividend reinvested, and may be higher or lower than the actual annual dividend yield. Positive distribution yield does not imply positive return. Dividend is not guaranteed. Historical dividend yield is not indicative of future dividend payouts.
- 6) The Fund size quoted includes all share classes of the Fund.
- 7) EU Sustainable Finance Disclosure Regulation. Information is accurate at time of publishing.
- 8) The All-in-Fee includes the expenses previously called management and administration fees.
- 9) Total Expense Ratio (TER): Total cost (except transaction costs) charged to the Fund during the last financial year expressed as a ratio of the Fund's average NAV. For share classes that have been inceptioned for less than one year as at close of the last financial year (please refer to the Inception Date in the Fund Details table), the TER will be annualised. For share classes inceptioned after the close of the last financial year, the TER will be reflected as N/A.

The information presented here is intended for general circulation and does not constitute a recommendation to anyone; it also has not taken into account the specific investment objectives, financial situation or particular needs of any particular person. Information herein is based on sources we believe to be accurate and reliable as at the date it was made. We reserve the right to revise any information herein at any time without notice. No offer or solicitation to buy or sell securities and no investment advice or recommendation is made herein. In making investment decisions, investors should not rely solely on this publication but should seek independent professional advice. However, if you choose not to seek professional advice, you should consider the suitability of the product for yourself. Past performance of the fund manager(s) and the fund is not indicative of future performance. Prices of units in the Fund and the income from them, if any, may fall as well as rise and cannot be guaranteed. Distribution payments of the Fund, where applicable, may at the sole discretion of the Manager, be made out of either income and/or net capital gains or capital of the Fund. As a result of the payment, the Fund's net asset value is expected to be immediately reduced. The dividend yields and payouts are not guaranteed and might change depending on the market conditions or at the Manager's discretion; past payout yields and payments do not represent future payout yields and payments. Investment involves risks including the possible loss of principal amount invested and risks associated with investment in emerging and less developed markets. The Fund may invest in financial derivative instruments and/or structured products and be subject to various risks (including counterparty, liquidity, credit and market risks etc.). Investing in fixed income instruments (if applicable) may expose investors to various risks, including but not limited to creditworthiness, interest rate, liquidity and restricted flexibility risks. Changes to the economic environment and market conditions may affect these risks, resulting in an adverse effect to the value of the investment. During periods of rising nominal interest rates, the values of fixed income instruments (including short positions with respect to fixed income instruments) are generally expected to decline. Conversely, during periods of declining interest rates, the values are generally expected to rise. Liquidity risk may possibly delay or prevent account withdrawals or redemptions. Past performance, or any prediction, projection or forecast, is not indicative of future performance. Investors should read the Prospectus obtainable from Allianz Global Investors Singapore Limited or any of its appointed distributors for further details including the risk factors, before investing. The duplication, publication, extraction, or transmission of the contents, irrespective of the form is not permitted, except for the case of explicit permission by Allianz Global Investors. This publication has not been reviewed by the Monetary Authority of Singapore (MAS). MAS authorization/recognition is not a recommendation or endorsement. The issuer of this publication is Allianz Global Investors Singapore Limited (79 Robinson Road, #09-03, Singapore 068897, Company Registration No. 199907169Z).

Admaster ID: 3368065