

abrdn India Opportunities Fund



30 April 2024

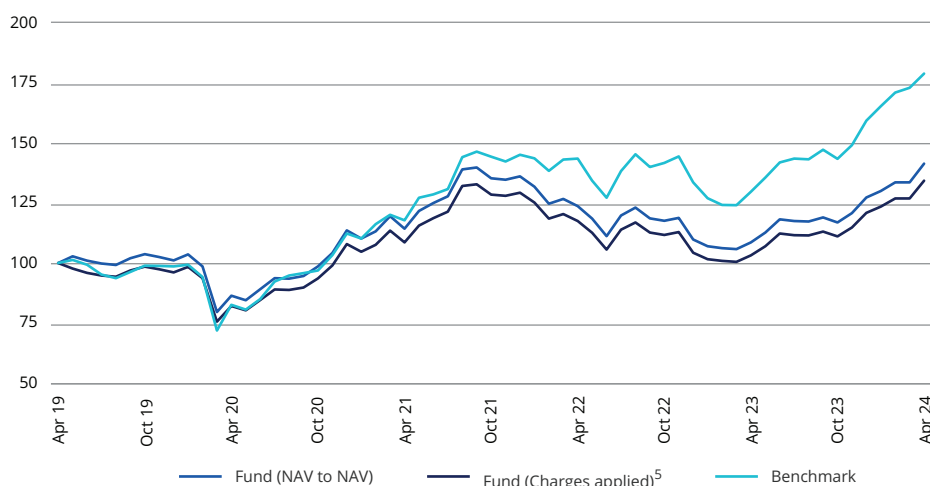
Objective

The abrdn India Opportunities Fund aims to achieve long term capital growth by investing all or substantially all of its assets in the abrdn SICAV I - Indian Equity Fund (The "Underlying Fund"), a sub-fund of the Luxembourg registered abrdn SICAV I, that invests at least 70% of its assets in equities and equity-related securities of companies listed, incorporated, domiciled or do most of their business in India.

The Underlying Fund aims to outperform the MSCI India Index (USD) benchmark before charges.

Please refer to the prospectus for further information about the investment objective and other considerations.

Performance (SGD) (01 Apr 2019 to 30 Apr 2024)



Cumulative and annualised performance (SGD)

	1 month	3 months	Year to date	1 year	3 years (p.a.)	5 years (p.a.)	Since inception (p.a.)
Fund (NAV to NAV)	5.83	8.81	11.09	30.19	7.35	7.17	8.99
Fund (Charges applied) ⁵	0.54	3.37	5.54	23.68	5.54	6.08	8.71
Benchmark ¹	3.39	8.19	12.26	37.88	14.92	12.33	9.64

Source: Lipper, percentage growth, gross income reinvested.

¹ Benchmark : MSCI India

² No double charging for management and advisory fees at the underlying fund level.

³ Higher Risk - Narrowly Focused (Country - Others).

⁴ S\$ Class only.

⁵ Includes the effect of an assumed 5% front end load, which the investor might or might not pay. NAV to NAV figures are a better reflection of underlying investment performance.











Performance chart data is based on past 5 years performance (rebased to 100). For illustrative purposes only.

Past performance is not a guide to future returns and future returns are not guaranteed.

Key facts

Fund manager(s)	Asia Pacific Equity Team
Inception date	08 Mar 2004
Fund size	S\$ 0.9bn
Number of holdings	40
Benchmark	MSCI India
Switching fee	1.00%
Management fee ²	1.50%
Min. investment	S\$ 1,000
Min. subsequent investment	S\$ 100
Monthly investment plan	S\$ 100 min.
Front end load	5.0%(Cash/SRS) 0.0%(CPFIS-OA)
Fund included under ⁴	CPFIS-OA ³ /SRS
Sedol	6741574
ISIN SGD	SG9999001663
Bloomberg SGD	ABINDIA SP
Domicile	Singapore
Highest NAV over past 12 months SGD	S\$5.3896 (30/04/2024)
Lowest NAV over past 12 months SGD	S\$4.1400 (03/05/2023)

Important information overleaf

Top ten holdings* (%)		Sector* (%)	
ICICI Bank Ltd	8.4	Financials	28.1 
Power Grid Corp of India Ltd	5.5	Industrials	11.7 
Bharti Airtel Ltd	5.4	Consumer	9.8 
HDFC Bank Ltd	5.4	Discretionary	
Infosys Ltd	4.6	Information Technology	8.7 
Godrej Properties Ltd	4.2	Communication Services	8.3 
UltraTech Cement Ltd	4.1	Materials	8.0 
Mahindra & Mahindra Ltd	4.0	Consumer Staples	7.4 
Axis Bank Ltd	3.7	Real Estate	5.7 
Tata Consultancy Services Ltd	3.6	Other	10.9 
Assets in top ten holdings	48.9	Cash	1.4 

Figures may not always sum to 100 due to rounding.

Note: The Fund is an open-ended sub-fund under the abrdn Select Portfolio. Where indicated (*) the positions are held by the underlying fund which is not authorised for public sale in Singapore.

All non-performance data is sourced from abrdn Asia Limited with gross risk statistics also from BPSS, Datastream.

Risk stats	
Alpha^	-5.02
Benchmark Volatility (SD)^	14.25
Beta^	0.86
Fund Volatility (SD)^	12.94
Information Ratio^	-1.62
R-Squared^	0.90
Sharpe Ratio^	0.46
Tracking Error^	4.48

Source : abrdn. ^Three year annualised.

Contact us

The Singapore representative can be contacted at:

Phone +65 6395 2706
abrdn Asia Limited,
Marina One, 7 Straits View
#23-04/05/06 East Tower
Singapore 018936

www.abrdn.com/singapore/investor

Important information

The information in this document should not be considered an offer, or solicitation, to deal in any funds in the abrdn Select Portfolio. The information is provided on a general basis for information purposes only, and is not to be relied on as investment, legal, tax or other advice as it does not take into account the investment objectives, financial situation or particular needs of any specific investor.

The CPF interest rate for the Ordinary Account ('OA') is based on the legislated minimum interest of 2.5% per annum, or the 3-month average of major local banks' interest rates, whichever is higher. In addition, the CPF Board pays an extra interest rate of 1% per annum on the first \$60,000 of a CPF member's combined balances (capped at \$20,000 in the OA). CPF members aged 55 and above will also earn an additional 1% extra interest on the first \$30,000 of their combined balances (capped at \$20,000 for OA). This is paid over and above the current extra 1% interest that is earned on the first \$60,000 of their combined balance. The first \$20,000 in the OA will not be allowed to be invested under the CPF Investment Scheme.

Investments in the fund(s) are not deposits in, obligations of, or guaranteed or insured by abrdn Asia Limited ('abrdn Asia'), and are subject to investment risks, including the possible loss of the principal amount invested. Unit values and income therefrom may fall or rise. Past performance is not necessarily indicative of future performance. Investors should read the prospectus and the product highlights sheet or seek relevant professional advice, before making any investment decision.

The fund(s) as well as their underlying fund(s) may use or invest in financial derivative instruments. Please refer to the prospectus of the abrdn Select Portfolio fund(s) for more information.

The above is based on information available as at 30-04-2024, unless otherwise stated.

abrdn Asia reserves the right to make any amendments to the information at any time, without notice.

This advertisement has not been reviewed by the Monetary Authority of Singapore.

abrdn Asia Limited, Registration Number 199105448E