

Allianz Global High Yield

Allianz Global Investors Fund
A / AMg

Allianz 
Global Investors



Overall Morningstar Rating™

Investment Objective

The Fund aims at long-term capital growth by investing in high yield rated Debt Securities of global Bond Markets in accordance with the Sustainability Key Performance Indicator Strategy (Relative). In this context, the aim is to outperform the Sub-Fund's Sustainability KPI compared to Sub-Fund's Benchmark to achieve the investment objective.

Performance Overview

Indexed Performance since Inception (Bid-Bid)



Performance History	Year to Date	1 Month	3 Months	6 Months	1 Year	3 Years (p.a.)	5 Years (p.a.)	Since Inception (p.a.)
Bid-Bid (%)	1.48	-0.47	0.84	9.51	9.11	0.42	2.38	3.25
Offer-Bid ² (%)	-1.57	-3.45	-2.18	6.22	5.83	-0.59	1.76	2.83
Benchmark (%)	1.34	-0.68	0.88	9.16	10.06	0.90	3.32	4.29

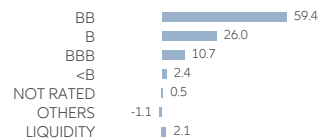
Risk / Return Ratios	3 Years	5 Years
Sharpe Ratio	-0.34	0.02
Volatility	7.68%	10.11%
Tracking Error	1.32%	1.95%
Information Ratio	-0.37	-0.48

Portfolio Analysis

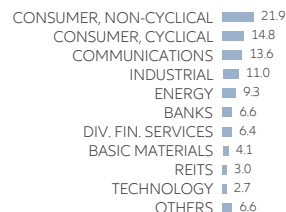
Bond Type Allocation (%)



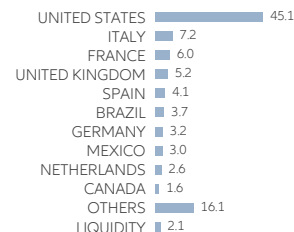
Credit Rating Allocation (%)



Sector Allocation (%)



Country/Location Allocation (%)



Top 10 Holdings ³	Country/Location	%
IRON MOUNTAIN INC 144A FIX 4.500% 15.02.31	UNITED STATES	1.3
TEVA PHARM FNC NL II FIX 3.750% 09.05.27	ISRAEL	1.2
SYNCHRONY FINANCIAL FIX 7.250% 02.02.33	UNITED STATES	1.1
ORGANON & CO/ORG REGS FIX 2.875% 30.04.28	UNITED STATES	1.1
ONEMAIN FINANCE CORP FIX 6.625% 15.01.28	UNITED STATES	1.1
TALOS PRODUCTION INC 144A FIX 9.000% 01.02.29	UNITED STATES	1.0
LIBERTY COSTA RICA SR SF REGS FIX 10.875% 15.01.31	COSTA RICA	1.0
SERVICE CORP INTL FIX 3.375% 15.08.30	UNITED STATES	1.0
FRONTIER COMMUNICATIONS 144A FIX 6.750% 01.05.29	UNITED STATES	1.0
ARETEC GROUP INC 144A FIX 10.000% 15.08.30	UNITED STATES	1.0
Total		10.8

Statistics Summary

Average Coupon	5.93%
Average Credit Quality	BB
Effective Maturity	4.55 years
Effective Duration	3.26 years
Yield to Maturity	7.77%

Dividend History

Dividend History	Dividend / Share	Annualised Dividend Yield	Ex-Dividend Date
Class A (USD) Dis.	USD 0.47091	5.08% ⁴	15/12/2023
	USD 0.36522	4.05% ⁴	15/12/2022
	USD 0.38518	3.74% ⁴	15/12/2021
	USD 0.44566	4.27% ⁴	15/12/2020
	USD 0.43409	4.14% ⁴	16/12/2019
	USD 0.41258	4.22% ⁴	17/12/2018
Class AMg (H2-SGD) Dis.	SGD 0.03920	6.10% ⁵	15/04/2024
	SGD 0.03920	6.04% ⁵	15/03/2024
	SGD 0.03920	6.07% ⁵	15/02/2024
	SGD 0.03920	6.03% ⁵	16/01/2024
	SGD 0.03920	6.07% ⁵	15/12/2023
	SGD 0.03920	6.27% ⁵	15/11/2023

Past payout yields do not represent future payout yields and payments. Historical payments may comprise of distributable income or capital, or both (for further details, please refer to our website).

Fund Details

	Class A (USD) Dis.	Class AMg (H2-SGD) Dis.
Official benchmark	ICE BOFAML Global High Yield Constrained Index (Hedged)	
Fund Manager	David Newman	
Fund Size ⁶	USD 62.66m	
Base Currency	USD	
Number of Holdings	175	
SFDR Category ⁷	Article 8	
Initial Fee	Up to 3%	Up to 3%
Eligible Investment Scheme	CASH, SRS	CASH, SRS
All-in-Fee ⁸	1.35% p.a.	1.45% p.a.
Total Expense Ratio ⁹	1.39%	1.40%
Unit NAV	USD 9.50	SGD 7.9426
Inception Date	07/12/2016	01/10/2019
Dividend Frequency	Annually	Monthly
ISIN Code	LU1480270997	LU2049825206
Bloomberg Ticker	ALGHYAU LX	AGHYAHS LX
Cumulative Returns (%)		
Year to Date	1.48	0.91
1 Year	9.11	7.30
3 Years	1.27	-0.99
5 Years	12.51	–
Since Inception	26.71	6.07
Annualised Returns (%)		
3 Years (p.a.)	0.42	-0.33
5 Years (p.a.)	2.38	–
Since Inception (p.a.)	3.25	1.29

Source: All fund data quoted are Allianz Global Investors/IDS GmbH/Morningstar, as at 30/04/2024, unless stated otherwise. Performance returns for periods over one year are annualised. Fund performance is calculated in the respective fund currency with net income and dividends reinvested. Investment returns are denominated in the respective base currency of the fund. SGD based investors are exposed to non-SGD foreign exchange fluctuations.

- 1) Source: Morningstar, as at 31/03/2024. Copyright © 2024 Morningstar Asia Limited ("Morningstar"). All Rights Reserved. The information contained herein: (1) is proprietary to Morningstar and/or its content providers; (2) may not be copied or distributed; and (3) is not warranted to be accurate, complete or timely. Neither Morningstar nor its content providers are responsible for any damages or losses arising from any use of this information. Past performance is no guarantee of future results.
- 2) "Offer-Bid" performance data takes into account up to 3.00% of the initial fee of the investment.
- 3) The information is provided for illustrative purposes only to demonstrate the Fund's investment strategy, it should not be considered a recommendation to purchase or sell any particular security or strategy or an investment advice. There is no assurance that any securities discussed herein will remain in the Fund at the time you receive this document. Past performance is not indicative of future results. While best efforts are used in compiling the information, Allianz Global Investors and its affiliated entities expressly assumes no warranty of any kind, actual or implied, for the accuracy, completeness and timeliness of the information.
- 4) Annualised Dividend Yield = Dividend Per Share / Ex-Dividend Date NAV
- 5) Annualised Dividend Yield = $[(1 + \text{Dividend Per Share} / \text{Ex-Dividend Date NAV})^{12} - 1] \times 100$. The annualised dividend yield is calculated based on the latest dividend distribution with dividend reinvested, and may be higher or lower than the actual annual dividend yield. Positive distribution yield does not imply positive return. Dividend is not guaranteed. Historical dividend yield is not indicative of future dividend payouts.
- 6) The Fund size quoted includes all share classes of the Fund.
- 7) EU Sustainable Finance Disclosure Regulation. Information is accurate at time of publishing.
- 8) The All-in-Fee includes the expenses previously called management and administration fees.
- 9) Total Expense Ratio (TER): Total cost (except transaction costs) charged to the Fund during the last financial year expressed as a ratio of the Fund's average NAV. For share classes that have been incepted for less than one year as at close of the last financial year (please refer to the Inception Date in the Fund Details table), the TER will be annualised. For share classes incepted after the close of the last financial year, the TER will be reflected as N/A.

The information presented here is intended for general circulation and does not constitute a recommendation to anyone; it also has not taken into account the specific investment objectives, financial situation or particular needs of any particular person. Information herein is based on sources we believe to be accurate and reliable as at the date it was made. We reserve the right to revise any information herein at any time without notice. No offer or solicitation to buy or sell securities and no investment advice or recommendation is made herein. In making investment decisions, investors should not rely solely on this publication but should seek independent professional advice. However, if you choose not to seek professional advice, you should consider the suitability of the product for yourself. Past performance of the fund manager(s) and the fund is not indicative of future performance. Prices of units in the Fund and the income from them, if any, may fall as well as rise and cannot be guaranteed. Distribution payments of the Fund, where applicable, may at the sole discretion of the Manager, be made out of either income and/or net capital gains or capital of the Fund. As a result of the payment, the Fund's net asset value is expected to be immediately reduced. The dividend yields and payouts are not guaranteed and might change depending on the market conditions or at the Manager's discretion; past payout yields and payments do not represent future payout yields and payments. Investment involves risks including the possible loss of principal amount invested and risks associated with investment in emerging and less developed markets. The Fund may invest in financial derivative instruments and/or structured products and be subject to various risks (including counterparty, liquidity, credit and market risks etc.). Investing in fixed income instruments (if applicable) may expose investors to various risks, including but not limited to creditworthiness, interest rate, liquidity and restricted flexibility risks. Changes to the economic environment and market conditions may affect these risks, resulting in an adverse effect to the value of the investment. During periods of rising nominal interest rates, the values of fixed income instruments (including short positions with respect to fixed income instruments) are generally expected to decline. Conversely, during periods of declining interest rates, the values are generally expected to rise. Liquidity risk may possibly delay or prevent account withdrawals or redemptions. Past performance, or any prediction, projection or forecast, is not indicative of future performance. Investors should read the Prospectus obtainable from Allianz Global Investors Singapore Limited or any of its appointed distributors for further details including the risk factors, before investing. The duplication, publication, extraction, or transmission of the contents, irrespective of the form is not permitted, except for the case of explicit permission by Allianz Global Investors. This publication has not been reviewed by the Monetary Authority of Singapore (MAS). MAS authorization/recognition is not a recommendation or endorsement. The issuer of this publication is Allianz Global Investors Singapore Limited (79 Robinson Road, #09-03, Singapore 068897, Company Registration No. 199907169Z).

Admaster ID: 3368065